







Fall Thematic Units

Unit Theme: Hispanic Heritage Month
 Age Group: Infants

	Literacy Activity	STEM Activity	Arts Activity	Outdoor Activity
M O N D A Y	Activity: My Colors, My World/ Mis Colores, Mi Mundo By Maya Christina Gonzales https://youtu.be/Yt5KkpjYAq0 Buenos Dias -Jose-Luis Orozco https://youtu.be/XSv_vBkM_Vo	Activity: Pom Color and Scoop 	Activity: Grandparents Day Card http://adamandhaleykjar.blogspot.com/2011/02/homemade-valentines.html	Activity: Upcycled DIY Fine Motor Practice https://natashalh.com/diy-fine-motor-toy-for-for-infants/
T U E S D A Y	Activity: Los Pollitos By Susie Jaramillo https://youtu.be/UkbXS4-Il-I Los Pollitos https://youtu.be/Oh3uRoYc1HA *See Spanish Lyrics Below	Activity: Los Pollitos Dicen (Baby Chicks Say) https://youtu.be/qcOiqTMsjes	Activity: Child Created Baby Chick Art http://lespetitestetesdelart.blogspot.com/2013/09/jaune-poussin.html?spref=pi 	Activity: Sticky Mural 
W E D N E S D A Y	Activity: Fiesta Babies By Carmen Tafolla https://youtu.be/abT8FUZV2Gw El Bile de los Colores https://youtu.be/tTMUotjBY9Q	Activity: Sticky Wall/Floor Balloon Sensory Activity https://www.hellowonderful.co/post/balloon-sticky-wall-sensory-activity/	Activity: Cactus Hand Art 	Activity: Muffin Pan Fun! 
T H U R S D A Y	Activity: El Dia de los Muertos/The Day of the Dead By Bob Barner https://youtu.be/rNHWNv3TRxA Juanito-Jose Luis Orozco https://youtu.be/suLGPhFzfiA	Activity: Sesnsory Bags Fill with rice, beans (pinto, black), etc. 	Activity: El Baile de los Colores (The Color Dance) Things to gather: Colored scarves or Ribbon The Colors Dance https://youtu.be/e5yD8j1M_AA El Baile de los Colores https://youtu.be/tTMUotjBY9Q	Activity: Splash Mat Painting with Edible Paint http://www.littlelifelonglearners.com/2015/08/sensory-sunday-edible-painting.html/

F R I D A Y	<p>Activity: What Can You Do with a Paleta? By Carmen Tafolia</p> <p>English https://youtu.be/36DsbMsEpxE</p> <p>Spanish https://youtu.be/dlsxipzpV4U</p> <p>Diez Deditos https://youtu.be/ANSThj4fzBA</p>	<p>Activity: Tummy Time</p> 	<p>Activity: Frozen Edible Paints</p>  <p>*See recipe below</p>	<p>Activity: Outdoor Scoop and Pour</p> 
--	---	---	--	---

Frozen edible paints – This is so simple – and so fun! Fill small popsicle molds 3/4th of the way full of lemonade and then add a few drops of food coloring to each, creating several different vibrant colors. Pop the tops on the popsicles and freeze overnight. The next day, release the popsicles and take outdoors along with a several sheets of white paper. Enjoy drawing with the popsicles along with taste testing! Your child can see if the various colors of popsicles taste the same – or different! Just be prepared for a very colorful face and mouth once finished....

LOS POLLITOS

LOS POLLITOS DICEN
PÍO PÍO PÍO
CUANDO TIENEN HAMBRE
CUANDO TIENEN FRÍO



LA GALLINA BUSCA EL MAÍZ
Y EL TRIGO
LES DA LA COMIDA
Y LES BUSCA UN ABRIGO

BAJO SUS DOS ALAS
SE ESTÁN QUIETECITOS
Y HASTA EL OTRO DÍA
DUERMEN LOS POLLITOS

