








Unit Theme: Pumpkin Thematic Unit
 Age Group: Pre-K

	Literacy Activity	STEM Activity	Arts Activity	Outdoor Activity
M O N D A Y	Activity: It's Pumpkin Time By Zoe Hall https://youtu.be/vV_YMKGb0EU I'm a Little Pumpkin-Fingerplay https://youtu.be/OZEweR_duWU	Activity: Pumpkin Playdough and Activities https://littlebinsforlittlehands.com/pumpkin-playdough/ Edible Pumpkin Play Dough https://raisingwhasians.com/edible-pumpkin-play-dough-diy-fall-play-date/	Activity: The Pumpkin Life Cycle Song https://youtu.be/ifLMJLN-A9w Pumpkin Life Cycle Dance Tutorial https://youtu.be/mKMDPHmgKZc	Activity: Pumpkin Tic Tac Toe :14 https://youtu.be/s1klZCy5vbw 
T U E S D A Y	Activity: The Roll-Away Pumpkin By Junia Wonders & Daniela Volpari https://youtu.be/YL7IhWSs3dl Pumpkin, Pumpkin On the Ground-Fingerplay https://youtu.be/RDuJ1Y71TZg	Activity: Dissect a Pumpkin! https://youtu.be/d1ENed_Sn_Y *pumpkin(s) will need to be purchased or ask parents to bring one in for their child	Activity: Pumpkin Sun Catcher https://www.thesuburbanmom.com/2016/08/30/pumpkin-sun-catcher-kids-craft/ 	Activity:  Save the Pumpkins *pumpkin erasers, tongs, and jar
W E D N E S D A Y	Activity: The Legend of Spookley the Square Pumpkin By Joe Troiano https://youtu.be/7_RHtWNG2-g Five Little Pumpkins (Social Emotional) https://youtu.be/trDI36m9pgA	Activity: Pumpkin Slime https://littlebinsforlittlehands.com/how-to-make-pumpkin-slime-with-real-pumpkin/	Activity: Popsicle Stick Pumpkin /Halloween Characters https://www.thesuburbanmom.com/2013/09/25/how-to-make-a-halloween-pumpkin-popsicle-stick-door-hanger-craft/ 	Activity: Pumpkin Tees with Colored Rubber Bands 1:29 https://youtu.be/s1klZCy5vbw 

<p style="text-align: center;">T H U R S D A Y</p>	<p>Activity: Franklin's Pumpkin By Sharon Jennings https://youtu.be/H9hYziYVBr8</p> <p>Pumpkin Chant-Fingerplay https://youtu.be/2NaLzr3w6Oo</p>	<p>Activity: No-Cook Pumpkin Pie *See Instructions Below</p>	<p>Activity: Scented Pumpkin Pie https://www.messforless.net/scented-pumpkin-pie-craft/</p> 	<p>Activity: Sensory Bin :30 https://youtu.be/s1klZCy5vbw</p> 
<p style="text-align: center;">F R I D A Y</p>	<p>Activity: Pumpkin Jack By Will Hubbell https://youtu.be/O7i3d46_8xM</p> <p>5 Little Pumpkins-Fingerplay https://youtu.be/dBvc-Kp-rGQ</p>	<p>Activity: Building Structures with Candy Pumpkins https://lemonlimeadventures.com/building-structures-candy-pumpkins/</p>	<p>Activity: Recite Peter, Peter Pumpkin Eater *See Below Photo Keepsake https://www.teach-me-mommy.com/pumpkin-handprint-photo-keepsake/</p> 	<p>Activity: Growing A Pumpkin in A Pumpkin :59 https://youtu.be/s1klZCy5vbw</p> 

* No-Cook Pumpkin Pie (Individual Servings)

Give each child a cup. Into their cup put a large scoop of canned pumpkin, marshmallow crème, cool whip, and pumpkin pie spices. Children then mix and spread it on graham crackers and eat.



Peter, Peter
Pumpkin eater.
Had a wife
and couldn't keep her.
Put her in a
pumpkin shell
and there he kept her
very well.

Other Resources

Pumpkin Alpha Mats/Playdough

Sequencing Cards (See Pumpkin Life Cycle Pack)

Pumpkin Shape Matching

Pumpkin Pie Counting Tracing (See Pumpkin Pie Counting). Instead of whip cream use: cotton balls, or marshmallows.

Pumpkin Life Cycle Cut & Paste (See Pumpkin Life Cycle Pack)