












Unit Theme: Pumpkins Thematic Unit

 Age Group: Toddler

| | Literacy Activity | STEM Activity | Arts Activity | Outdoor Activity |
|-----------|--|---|---|--|
| MONDAY | Activity: It's Pumpkin Time By Zoe Hall https://youtu.be/vV_YMKGb0EU Pumpkin, Pumpkin on the Ground- Fingerplay https://youtu.be/RDuj1Y71TZg | Activity: Tubes & Pumpkins https://happytoddlerplaytime.com/tubes-pumpkins/amp/  | Activity: No Mess Pumpkin Art https://teaching2and3yearolds.com/no-mess-pumpkin-art-with-free-printable/  | Activity: Clean the Pumpkins  |
| TUESDAY | Activity: Apples and Pumpkins By Anne Rockwell https://youtu.be/HFbpT9XEE-E I'm a Little Pumpkin-Fingerplay https://youtu.be/OZEweR_duWU | Activity: Pumpkin Squish Bag https://www.teachinvestigateplay.com/2018/10/10/halloween-squish-bag-for-babies/#more-6740 | Activity: Recite Peter, Peter Pumpkin Eater Child in a Pumpkin (See example below) | Activity: Numbers/Letters Toss Game/Shapes  |
| WEDNESDAY | Activity: The Roll-Away Pumpkin By Julia Wonders & Daniela Volpari https://youtu.be/YL7lhWSs3dl Five Little Pumpkins (Social Emotional) https://youtu.be/trDI36m9pgA | Activity: Hammering Pumpkins https://teaching2and3yearolds.com/how-to-put-together-fine-motor-pumpkin-activity-using-hammers/  | Activity: Scented Puffy Paint Pumpkins https://preschoolinspirations.com/puffy-paint-pumpkins-fall-art-activity/  | Activity: Pumpkin Tic Tac Toe :14 https://youtu.be/s1klZCy5vbw  |

| | | | | |
|--|---|---|---|--|
| <p style="writing-mode: vertical-rl; transform: rotate(180deg);">T H U R S D A Y</p> | <p>Activity: You're My Little Pumpkin Pie By Natalie Marshall https://youtu.be/W0eIUvOyYBI</p> <p>Pumpkin Chant-Fingerplay https://youtu.be/2NaLzr3w6Oo</p> | <p>Activity: No-Cook Pumpkin Pie *See Instructions Below</p> | <p>Activity: Scented Pumpkin Pie https://www.messforless.net/scented-pumpkin-pie-craft/</p>  | <p>Activity: Pumpkins & Play Dough https://happytoddlerplaytime.com/pumpkins-and-play-dough-invitation/</p>  |
| <p style="writing-mode: vertical-rl; transform: rotate(180deg);">F R I D A Y</p> | <p>Activity: Pumpkin Time By Kathleen Weidner Zoehfeld https://youtu.be/EnsRoxfy3zM</p> <p>5 Little Pumpkins-Fingerplay https://youtu.be/dBvc-Kp-rGQ</p> | <p>Activity: Recite Peter, Perter Pumpkin Eater *See Below Photo Keepsake https://www.teach-me-mommy.com/pumpkin-handprint-photo-keepsake/</p>  | <p>Activity: Pumpkin Painting https://teaching2and3yearolds.com/super-easy-pumpkin-painting-toddlers-preschoolers/</p>  <p>*pumpkin(s) will need to be purchased or ask parents to bring one in for their child</p> | <p>Activity: Growing A Pumpkin in A Pumpkin :59 https://youtu.be/s1kIZCy5vbw</p>  |

Edible Pumpkin Play Dough

<https://raisingwhasians.com/edible-pumpkin-play-dough-diy-fall-play-date/>

* No-Cook Pumpkin Pie (Individual Servings)

Give each child a cup. Into their cup put a large scoop of canned pumpkin, marshmallow crème, cool whip, and pumpkin pie spices. Children then mix and spread it on graham crackers and eat.



*Happy Halloween!

Love from your little pumpkin,

Teacher, teacher pumpkin eater.

Had a student couldn't reach her.

Put _____ in a pumpkin shell

and there she taught her very well.



Peter, Peter
Pumpkin eater.
Had a wife
and couldn't keep her.
Put her in a
pumpkin shell
and there he kept her
very well.