










Winter Thematic Unit

Unit Theme: Tis The Season

 Age Group: School Age

	Literacy Activity	STEM Activity	Arts Activity	Outdoor Activity
M O N D A Y	Activity: Gingerbread Mouse By Katy Bratun https://youtu.be/9mjlyS_x3g	Activity: Christmas tradition: Nuremberg Gingerbread https://youtu.be/VpJL52q7ReU	Activity: Gingerbread Puffy Paint  *See Ginger Paint Recipe below *See Gingerbread Man Template in Resource Folder *See below for instructions	Activity: Don't Ring The Bells Obstacle Course: Try getting through the hoop without ringing the bells! For older children, make a rule that they can't touch the hoop or hang the hoop higher to make it more challenging. 
T U E S D A Y	Activity: Whose That Knocking on Christmas Eve By Jan Brett https://youtu.be/7T8mYAgk1sc	Activity: Where Do Snowflakes Come From? https://youtu.be/-M48RfaWcWA	Activity: Snowflake Art https://pagingfunmums.com/2014/09/27/frozen-snowflake-art/  *See Resource Folder for Snowflake Templates	Activity: Don't knock those bells with your bottom! For a fun variation, have the bar higher and try mobing under it limbo style. 
W E D N E S D A Y	Activity: Jingle Bells By Iza Trapani https://youtu.be/lv0lfQTOL3M	Activity: What is Christmas Facts About Christmas for Kids https://youtu.be/pB16cvvgDmw	Activity: Jingle Bell Instrument   Use Paint Sticks (free @ Lowes)	Activity: Season of Bells https://youtu.be/WMbU5ZTbR90  Use the bells the children made
T H U R S D A Y	Activity: Bear Stays Up for Christmas By Karma Wilson https://youtu.be/mblU4h86v58	Activity: How Christmas Trees Are Grown https://youtu.be/LNr1cCeWqAE	Activity: Christmas Tree Waffle Cones https://pagingfunmums.com/2014/12/08/christmas-tree-waffle-cones/ 	Activity: Pinecone Feeder *See below for instructions
F R I D A Y	Activity: Legend of The Poinsettia By Tomie dePaola https://youtu.be/tzQKOYZRrc	Activity: Poinsettias for Kids https://youtu.be/ymgdsWr326A	Activity: Candy Cane Puffy Paint http://www.learnplayimagine.com/2013/11/candy-cane-activities-candy-cane-puffy.html 	Activity: Sounds Around *See below for instructions

Pinecone Feeder

Learn more about the species that stick around during the winter months by making a pinecone birdfeeder. Start by tying a string around the pinecone. Then mix peanut butter with cornmeal, and oats. Use a spoon, or your fingers, to spread the mixture onto the pinecones. Finally, pour some birdseed onto a plate and roll the peanut butter covered pinecones in the seed until they are completely covered. Hang the pinecone birdfeeders in a tree and watch the birds (and squirrels!) as they visit.

Have your students note down which winter critters come to visit. With the white background, various songbirds, ducks, hawks and mammals are easier to spot. Compare the list of winter animals to those you may see in the warmer months.

Sounds Around

Discover the winter sounds by mimicking fox ears!

Prepare your students by giving each of them a paper plate cut in half. On one plate, have them write "Nature", and on the other plate, have them write "Humans and Machines." On the "Nature" plate, students will draw sounds made by things in nature, such as the crunching of snow, the whirl of the wind, or the scampering of tiny animals. On the "Humans and Machines" plate, students will draw sounds like a snow blower, humans talking, or a car engine.

When you come back inside, have the students share what they heard and tally it up on a large class chart.