



A proud partner of the  network

Workforce Solutions North Texas Board Administration
1501 Midwestern Parkway, Suite 101
Wichita Falls, TX 76302
Phone: 940-767-1432 | Fax: 940-322-2683
Email: NTXBoard@ntxworksolutions.org
Website: www.ntxworksolutions.org

Workforce Solutions Board Meeting Agenda

December 4, 2020

Members of the Workforce Solutions North Texas Workforce Development Board will meet on **THURSDAY, December 10th, 2020** at 12:00 pm (noon) via Zoom.

Due to the ongoing health concerns with the COVID-19 pandemic, we will be observing social distancing. *In-person attendance at the Nortex Regional Planning Commission Conference Room, 4309 Jacksboro Hwy, Suite 200 in Wichita Falls, will be **limited** to staff and board members.* Please let us know in advance if you will attend in person due to limited meeting space. We appreciate your patience and understanding in this matter.

If attending remotely, **please register** no later than 12:00 pm on December 10th to be granted access to the Zoom meeting:

<https://zoom.us/meeting/register/tJwpcO2oqjliHNZaQJZvvs4NwwUYtpbY2qmf>

After registering, you will receive a confirmation email containing information about joining the meeting.

AGENDA

1. Welcome
2. Call to order and roll call
3. Public Comment
4. Declaration of Conflict of Interest
5. Consent agenda:
 - A. Board and Committee Meeting recordings are posted to the board website and can be found at ntxworksolutions.org → About Us → Board Meetings. These recordings are posted in lieu of written meeting minutes.
 - B. Approval of COVID-19 Childcare Transfer Policy
 - C. Approval of 2021 Budget
6. Items for discussion and possible action:
 - A. Report from Youth Advisory Committee

7. Executive Director Report
 - A. New Board Member Appointments
 - B. Grant Spending Report
 - C. Update on Co-location with Vocational Rehabilitation
 - D. 2021 Board Meeting Dates
 - E. 2021 Holiday Dates

8. Updates: (please refer to reports in board packet)
 - A. 2020.10 Rolling YTD Procurement List
 - B. Workforce Solutions Workforce Center
 - C. Workforce Solutions Childcare
 - D. Rapid Response Coordinator

9. Announcements – Next Board meeting on February 25, 2021

10. **EXECUTIVE SESSION: Closed session** in accordance with Texas Government Code, Sec. 551.071:
 - Updates on Big Blue Lawsuit with Attorney Kyle Fonville

11. Adjourn

The Workforce Solutions North Texas Board reserves the right to adjourn into executive session at any time during the course of this meeting to discuss any of the matters listed above, as authorized by Texas Government Code Sections 551.071 (Consultation with Attorney), 551.072 (Deliberations about Real Property), 551.073 (Deliberations about Gifts and Donations), 551.074 (Personnel Matters), 551.076 (Deliberations about Security Devices).

The facility is wheelchair accessible and accessible parking spaces are available. Individuals who require auxiliary aids or services for this meeting should contact the Workforce Solutions Board Office at (940) 767-1432 at least two days before the meeting so that the appropriate arrangements can be made.



A proud partner of the americanjobcenter network

2021 BOARD BUDGET & EXPENDITURES

2021 BOARD BUDGET		Last Year's			
10/01/20 - 09/30/21		FY2020	2020	FY2021	
Workforce Programs	FY 21 Funds	Estimated Expenditures	Actual Spent as of 9.30.2020	Estimated Expenditures	
<u>Personnel Cost</u>					
WIOA Adult	\$ 95,303	Salaries \$ 359,406	\$ 361,221	\$ 431,851	
WIOA Youth	\$ 86,646	Fringe/Retirement Plan \$ 169,640	\$ 179,574	\$ 224,563	
WIOA DW	\$ 174,564	Total	\$ 540,795	\$ 656,414	
Small Board	\$ 34,332	<u>Occupancy Cost</u>			
Rapid Response	\$ 13,418	Office Rental, utilities \$ 33,000	\$ 30,220	\$ 159,500	
TANF/Choices	\$ 199,361	Total	\$ 30,220	\$ 159,500	
SNAP-FSE&T & ABAWDS	\$ 50,695	<u>IT Support Costs</u>			
Child Care	\$ 354,094	Equipment Purchase/Supplies \$ -	\$ 27,928	\$ 50,000	
Veterans	\$ 10,764	Equipment Repairs \$ 23,000	\$ 14,990	\$ 23,000	
Wagner-Peyser ES	\$ 27,424	Computer Software/Licenses \$ 20,000	\$ 25,335	\$ 26,300	
Navigator	\$ 100,000	Computers support \$ 19,700	\$ 26,532	\$ 26,407	
Alternative Funding	\$ 10,493	Total	\$ 94,785	\$ 125,707	
PRS CCP	\$ 32,810	<u>General Expense</u>			
Military Support	\$ 6,907	Professional memberships \$ 13,400	\$ 5,637	\$ 6,200	
Re-employment	\$ 11,328	Insurance-Office/yr \$ 2,500	\$ 5,926	\$ 10,000	
Skills Development	\$ 266,551	Office Supplies \$ 13,300	\$ 36,041	\$ 15,000	
PATH	\$ 3,463	Postage \$ 400	\$ 437	\$ 500	
Total Board Funding	\$ 1,478,152	Printing \$ -	\$ -	\$ -	
		Telephone \$ 5,500	\$ 6,720	\$ 40,071	
		Total	\$ 54,761	\$ 71,771	
		<u>Professional Services</u>			
		Audit Fees \$ 17,000	\$ 15,638	\$ 17,850	
		Professional Services (Monitoring) \$ -	\$ 12,981	\$ 42,000	
		Legal \$ -	\$ 14,587	\$ 16,000	
		W C COG Payroll Fee \$ 26,452	\$ 26,983	\$ 29,700	
		Fiscal Agent Fee \$ 80,000	\$ 70,000	\$ 94,210	
		Total	\$ 140,189	\$ 199,760	
		<u>Staff Development/Travel</u>			
		Registration Fees \$ 3,000	\$ 3,489	\$ 3,000	
		Professional Development \$ 13,000	\$ 7,677	\$ 4,500	
		Staff Travel \$ 35,000	\$ 22,418	\$ 10,000	
		Meals-Board Mtg. \$ 3,500	\$ 3,386	\$ 3,000	
		Board Member Travel \$ 5,000	\$ -	\$ 2,500	
		Total	\$ 36,970	\$ 23,000	
		<u>Marketing</u>			
		Advertising \$ 1,000	\$ 1,540	\$ 2,000	
		Sponsorship \$ -	\$ 385	\$ -	
		Total	\$ 1,925	\$ 2,000	
		<u>Skills Development</u>			
		Skills Training \$ -	\$ -	\$ 240,000	
		Total	\$ -	\$ 240,000	
Difference	\$ 0	Grand Total	\$ 843,798	\$ 899,645	\$ 1,478,152

Texas Workforce Commission

A Member of Texas Workforce Solutions

Bryan Daniel, Chairman
Commissioner Representing
the Public

Julian Alvarez
Commissioner Representing
Labor

Aaron Demerson
Commissioner Representing
Employers

Edward Serna
Executive Director

November 19, 2020

The Honorable Woodrow Gossom,
Wichita County Judge
900 7th Street Rm. 260
Wichita Falls, Texas 76301

Dear Judge Gossom:


A review has been completed of the Workforce Solutions North Texas appointments. It is our pleasure to confirm Mr. Taylor Davis, Ms. Synthia Kirby, Mr. Brandon Litteken, Mr. Lee R. Ritchie, Jr., Ms. Crystal Sanders, and Mr. James C. Sjolander as members of your board.

The Texas Workforce Commission's review of these nominees has determined that the process for nominating and appointing the board members complied with the requirements of Sections 2308.255 and 2308.256 of the Texas Government Code.


This letter serves as certification of these members to your area's Local Workforce Development Board, to plan and oversee the delivery of workforce training and services, and to evaluate workforce development in the Workforce Solutions North Texas.

We congratulate you for your efforts toward better serving the citizens of Texas.

Sincerely,



Bryan Daniel, Chairman
Commissioner Representing the Public



Julian Alvarez
Commissioner Representing Labor



Aaron Demerson
Commissioner Representing Employers

cc: Mr. Lee R. Ritchie, Board Chair
Mrs. Lisa McDaniel, Executive Director

Texas Workforce Commission

A Member of Texas Workforce Solutions

November 19, 2020

Greetings to:

TAYLOR DAVIS

Congratulations on your appointment as a Private Sector representative to the Workforce Solutions North Texas. The time you will contribute to your community while serving on the Local Workforce Development Board is of extreme importance to the overall economic success of the State of Texas. It is with pride that we welcome you to serve as a member of the Workforce Solutions North Texas.

Thank you for your commitment and leadership to the development of a world class workforce for the State of Texas.

Sincerely,



Bryan Daniel, Chairman
Commissioner Representing the Public



Julian Alvarez
Commissioner Representing Labor



Aaron Demerson
Commissioner Representing Employers

Workforce Solutions North Texas
Board Grant Dollars Available
Report date: As of 10/31/2020

Acct Code	Grant Number	Workforce Program	Grant Period	Total Grant Award	Total Grant Expended	Balance Remaining	% Remaining
33-851	0319WCI000	Workforce Commission Incentives	10/01/18 - 05/31/21	220,498.00	143,127.79	77,370.21	35%
33-858	0319WAF001	WIOA - Alternative Funding for Statewide	07/15/19 - 08/31/21	172,720.00	102,767.87	69,952.13	41%
33-859	0319WOA001	WIOA - Adult	07/01/19 - 06/30/21	351,553.00	224,955.46	126,597.54	36%
33-860	0319WOD001	WIOA - Dislocated Workers	07/01/19 - 06/30/21	545,702.00	271,028.83	274,673.17	50%
33-861	0319WOY001	WIOA - Youth	07/01/19 - 06/30/21	346,868.00	155,409.24	191,458.76	55%
33-862	0320CCP001	Protective Regulatory Services	09/01/19 - 12/31/20	557,100.00	533,010.68	24,089.32	4%
33-863	0320CCF001	Child Care - CCF	10/01/19 - 12/31/20	6,034,615.00	5,807,075.63	227,539.37	4%
33-865	0320TAF001	Temporary Assistance to Needy Families	10/01/19 - 10/31/20	1,027,862.00	778,923.76	248,938.24	24%
33-866	0320CAA001	Child Care Attendance Automation	10/01/19 - 11/30/20	38,150.00	28,662.62	9,487.38	25%
33-868	0320WPA001	Wagner-Peyser Employment Service	10/01/19 - 6/30/21	96,116.00	72,059.79	24,056.21	25%
33-872	0320CCQ001	Child Care Quality	10/01/19 - 12/31/20	320,581.00	131,051.04	189,529.96	59%
33-873	0320WCI001	Workforce Commission Incentives	10/01/19 - 09/30/21	54,759.00	14,302.82	40,456.18	74%
33-874	0320REA001	Reemployment Srvcs and Eligibility Assess	09/30/19 - 12/31/20	74,482.00	44,769.40	29,712.60	40%
33-875	0320WOS001	Military Family Support	01/01/20 - 12/31/20	69,070.00	36,921.83	32,148.17	47%
33-876	0320CCM001	Child Care Local Match	10/01/19 - 12/31/20	588,918.00	108,521.42	480,396.58	82%
33-877	0320TRA001	Trade Adjustment Act	10/01/19 - 12/31/20	10,000.00	0.00	10,000.00	100%
33-878	3018VRS180	Paid Work Experience	04/01/19 - 09/30/21	675,000.00	0.00	675,000.00	100%
33-879	0320COS001	COS - Skills Development	05/18/20 - 05/31/21	287,500.00	22,565.12	264,934.88	92%
33-880	PATH NT2020	PATH	01/01/20 - 03/31/22	90,000.00	11,739.96	78,260.04	87%
33-881	0320WOA001	WIOA - Adult	07/01/20 - 06/30/22	336,747.00	0.00	336,747.00	100%
33-882	0320WOD001	WIOA - Dislocated Workers	07/01/20 - 06/30/22	583,641.00	1,439.77	582,201.23	100%
33-883	0320WOY001	WIOA - Youth	07/01/20 - 06/30/22	324,216.00	0.00	324,216.00	100%
33-884	0320WOR001	WIOA - Rapid Response	07/01/20 - 06/30/21	14,797.00	1,069.73	13,727.27	93%
33-885	0321CCM001	Child Care Local Match	10/01/20 - 12/31/21	594,818.00	0.00	594,818.00	100%
33-886	0321CCP001	Protective Regulatory Services	09/01/20 - 12/31/21	656,200.00	79,113.87	577,086.13	88%
33-887	0321COL001	Infrastructure Support Services - Ongoing	09/01/20 - 10/31/21	98,158.68	9,563.84	88,594.84	90%
33-888	0321TAF001	Temporary Assistance to Needy Families	10/01/20 - 10/31/21	982,014.00	0.00	982,014.00	100%
33-889	0321SNE001	SNAP E & T	10/01/20 - 09/30/21	216,947.00	23,089.73	193,857.27	89%
33-890	0321CCQ001	Child Care Quality	10/01/20 - 10/31/21	322,500.00	0.00	322,500.00	100%
33-891	0321CCF001	Child Care - CCF	10/01/20 - 12/31/21	5,494,943.00	30,584.29	5,464,358.71	99%
33-892	0321REA001	Reemployment Services and Eligibility Assessment	09/30/20 - 12/31/21	113,288.00	0.00	113,288.00	100%
33-893	0321WOO001	WOO - Additional Funding	10/01/20 - 09/30/21	34,333.00	740.50	33,592.50	98%
33-894	0321TRA001	Trade Adjustment Act	10/01/20 - 12/31/21	10,000.00	0.00	10,000.00	100%
33-895	0321WCI001	Workforce Commission Incentives	10/01/20 - 09/30/21	28,961.00	525.52	28,961.00	100%
33-897	NTWDB/TVC	Texas Veteran's Commission	10/01/20 - 09/30/21	14,000.00	0.00	14,000.00	100%
33-898	3018VRS142	Student Hire Ability Navigator	09/01/20 - 08/31/21	100,000.00	13,493.34	86,506.66	87%



1501 Midwestern Pkwy, Suite 101
Wichita Falls, Texas 76302
Phone: 940.767.1432
Fax: 940.322.2683
www.ntxworksolutions.org

A proud partner of the [americanjobcenter](#) network

2021 Board Meeting Dates

February 25, 2021

April 22, 2021

June 24, 2021

August 26, 2021

October 28, 2021

December 9, 2021

Note: Due to the ongoing health concerns with the COVID-19 pandemic, we will be observing social distancing. *In-person attendance at the Nortex Regional Planning Commission Conference Room, 4309 Jacksboro Hwy, Suite 200 in Wichita Falls, will be **limited** to staff and board members.* Board meetings will be offered via ZOOM until further notice for those who choose not to attend in person and guests.



1501 Midwestern Pkwy, Suite 101
Wichita Falls, Texas 76302
Phone: 940.767.1432
Fax: 940.322.2683
www.ntxworksolutions.org

A proud partner of the [americanjobcenter](#) network

2021 Holiday Schedule

New Year's Day	Friday, January 1, 2021
Martin Luther King's Jr. Day	Monday, January 18, 2021
Presidents' Day	Monday, February 15, 2021
Good Friday	Friday, April 2, 2021
Memorial Day	Monday, May 31, 2021
Independence Day (observed)	Monday, July 5, 2021
Labor Day	Monday, September 6, 2021
Veterans Day	Thursday, November 11, 2021
Thanksgiving	Thursday/Friday, November 25 & 26, 2021
Christmas (observed)	Friday/Monday, December 24 & 27, 2021

One Floating Holiday

BOARD SUMMARY REPORT - CONTRACTED MEASURES

BOARD NAME: NORTH TEXAS

BOARD CONTRACT YEAR 2020 YEAR END REPORT

Status Summary		With Positive Performance (+P):	Meeting Performance (MP):	With Negative Performance (-P):	% +P & MP											
Contracted Measures		5	10	2	88.24%											
Source	Measure	Status	% Current Target	Current Target	EOY Target	Current Perf.	Prior Year End	2 Years Ago YE	YTD Num	YTD Den	QTR 1	QTR 2	QTR 3	QTR 4	From	To
Notes																

Reemployment and Employer Engagement Measures

TWC 1	Claimant Reemployment within 10 Weeks	MP	101.75%	61.88%	61.88%	62.96%	62.45%	62.94%	1,013	1,609	61.34%	61.96%	67.02%	61.83%	12/18	11/19
TWC 2	# of Employers Receiving Workforce Assistance	+P	108.10%	1,407	1,407	1,521	1,489	1,704	----	----	848	962	792	534	3/19	2/20

- Because of the impact of COVID-19 on demand for services, we adjusted the BCY20 performance period to Dec 2018 to Nov 2019 to reflect how Boards were doing before COVID-19 and to ensure that no Board would be considered to have failed to meet BCY20 performance solely because of COVID-19.
- Because of the impact of COVID-19 on demand for services, we adjusted the BCY20 performance period to Mar 2019 to Feb 2020 to reflect how Boards were doing before COVID-19 and to ensure that no Board would be considered to have failed to meet BCY20 performance solely because of COVID-19.

Program Participation Measures

TWC 3	Choices Full Work Rate - All Family Total	MP	101.43%	48.13%	48.13%	48.82%	50.20%	53.82%	18	36	42.96%	54.17%	46.78%	51.35%	3/19	2/20
TWC 4	Avg # Children Served Per Day - Combined	MP	98.87%	1,064	1,064	1,052	1,007	871	274,627	261	1,067	1,048	1,046	1,047	3/19	2/20
	# of EWC Children Served	---	-----	-----	-----	526	n/a	n/a	----	----	----	----	----	----	4/20	9/20

- Because of the impact of COVID-19 on demand for services and participation requirements, we adjusted the BCY20 performance period to Mar 2019 to Feb 2020 to reflect how Boards were doing before COVID-19 and to ensure that no Board would be considered to have failed to meet BCY20 performance solely because of COVID-19.
- TWC took a number of actions to mitigate the impact of COVID-19 on child care providers and families and to ensure the availability of child care for working parents in Texas, especially essential workers. Because part of the impact of these actions was to raise costs temporarily to the point where many local Boards would not have enough money to meet there targets, we adjusted the BCY20 performance period to Mar 2019 to Feb 2020 to reflect how Boards were doing before COVID-19 and to ensure that no Board would be considered to have failed to meet BCY20 performance solely because of COVID-19.

WIOA Outcome Measures

LBB-K 5	Employed/Enrolled Q2 Post Exit – C&T Participants	MP	100.16%	69.00%	69.00%	69.11%	71.69%	70.57%	5,091	7,367	70.40%	68.33%	70.46%	67.11%	7/18	6/19
LBB-K 5	Employed/Enrolled Q2-Q4 Post Exit – C&T Participants	MP	101.73%	84.00%	84.00%	85.45%	86.34%	85.68%	4,770	5,582	85.50%	86.26%	85.87%	83.84%	1/18	12/18
TWC 5	Median Earnings Q2 Post Exit – C&T Participants	MP	103.95%	\$5,018.00	\$5,018.00	\$5,216.08	\$5,224.05	\$5,520.45	n/a	4,621	\$4,834.75	\$5,294.53	\$5,508.58	\$5,185.80	7/18	6/19
LBB-K 5	Credential Rate – C&T Participants	+P	144.73%	60.00%	60.00%	86.84%	85.56%	84.81%	33	38	100.00%	90.00%	89.47%	66.67%	1/18	12/18
DOL-C 5	Employed Q2 Post Exit – Adult	MP	100.00%	90.00%	90.00%	90.00%	89.74%	86.89%	18	20	85.71%	100.00%	n/a	100.00%	7/18	6/19
DOL-C 5	Employed Q4 Post Exit – Adult	MP	99.32%	83.90%	83.90%	83.33%	93.10%	81.67%	25	30	100.00%	75.00%	85.71%	75.00%	1/18	12/18
DOL-C 5	Median Earnings Q2 Post Exit – Adult	---	-----	-----	-----	\$7,101.59	\$6,743.22	\$15,372.86	n/a	18	\$6,706.70	\$7,614.27	n/a	\$6,105.51	7/18	6/19
DOL-C 5	Credential Rate – Adult	+P	117.40%	79.30%	79.30%	93.10%	87.50%	80.00%	27	29	100.00%	100.00%	92.86%	75.00%	1/18	12/18

BOARD SUMMARY REPORT - CONTRACTED MEASURES

BOARD NAME: NORTH TEXAS

BOARD CONTRACT YEAR 2020 YEAR END REPORT

Source	Measure	Status	% Current Target	Current Target	EOY Target	Current Perf.	Prior Year End	2 Years Ago YE	YTD Num	YTD Den	QTR 1	QTR 2	QTR 3	QTR 4	From	To
--------	---------	--------	------------------	----------------	------------	---------------	----------------	----------------	---------	---------	-------	-------	-------	-------	------	----

WIOA Outcome Measures

DOL-C 5	Employed Q2 Post Exit – DW	MP	100.00%	80.00%	80.00%	80.00%	91.67%	90.00%	4 5		100.00%	100.00%	n/a	50.00%	7/18	6/19
DOL-C 5	Employed Q4 Post Exit – DW	+P	111.11%	90.00%	90.00%	100.00%	95.65%	91.67%	3 3		100.00%	0.00%	100.00%	100.00%	1/18	12/18
DOL-C 5	Median Earnings Q2 Post Exit – DW	---	-----	-----	-----	\$9,567.79	\$8,868.00	\$12,032.10	n/a 4		\$14,477.60	\$5,141.23	n/a	\$13,305.12	7/18	6/19
DOL-C 5	Credential Rate – DW	-P	57.01%	87.70%	87.70%	50.00%	95.45%	100.00%	1 2		100.00%	100.00%	50.00%	n/a	1/18	12/18
DOL-C 5	Employed/Enrolled Q2 Post Exit – Youth	-P	87.82%	83.50%	83.50%	73.33%	83.33%	86.89%	11 15		100.00%	100.00%	100.00%	33.33%	7/18	6/19
DOL-C 5	Employed/Enrolled Q4 Post Exit – Youth	+P	111.02%	73.70%	73.70%	81.82%	81.08%	78.95%	9 11		66.67%	100.00%	100.00%	66.67%	1/18	12/18
DOL-C 5	Credential Rate – Youth	MP	105.75%	78.80%	78.80%	83.33%	85.00%	82.76%	5 6		n/a	100.00%	100.00%	50.00%	1/18	12/18

Board Procurement List
11/1/2019 - 10/31/2020

Contractor/Vendor	Purchase date	Total cost	Goods/Services	Type	Since last meeting	12-Month rolling
2B Promotional Products	11/26/2019	\$ 449.00	Tshirts for Youth Career Fair	Micro		\$ 449.00
Adobe	11/30/2019	\$ 16.23	Acrobat Pro Subscription, 1 mo	Micro		
Adobe	12/31/2019	\$ 16.23	Acrobat Pro Subscription, 1 mo	Micro		
Adobe	1/31/2020	\$ 16.23	Acrobat Pro Subscription, 1 mo	Micro		
Adobe	2/29/2020	\$ 16.23	Acrobat Pro Subscription, 1 mo	Micro		
Adobe	3/31/2020	\$ 16.23	Acrobat Pro Subscription, 1 mo	Micro		
Adobe	4/30/2020	\$ 16.23	Acrobat Pro Subscription, 1 mo	Micro		
Adobe	5/28/2020	\$ 16.23	Acrobat Pro Subscription, 1 mo	Micro		
Adobe	6/30/2020	\$ 16.23	Acrobat Pro Subscription, 1 mo	Micro		
Adobe	7/28/2020	\$ 16.23	Acrobat Pro Subscription, 1 mo	Micro		
Adobe	8/28/2020	\$ 16.23	Acrobat Pro Subscription, 1 mo	Micro		
Adobe	9/28/2020	\$ 16.23	Acrobat Pro Subscription, 1 mo	Micro		
Adobe	10/28/2020	\$ 16.23	Acrobat Pro Subscription, 1 mo	Micro	\$ 16.23	\$ 194.76
Amazon	4/13/2020	\$ 1,016.00	Video Conference Owl	Micro		
Amazon	6/30/2020	\$ 80.96	Surface Docking station	Micro		
Amazon	6/30/2020	\$ 109.84	cables, docking station	Micro		
Amazon	7/31/2020	\$ 71.39	Surface Docking station	Micro		
Amazon	8/4/2020	\$ 55.76	Bluetooth keyboard, mouse	Micro		\$ 1,333.95
B&H Photo	9/23/2020	\$ 128.99	Lighting kit for video	Micro		\$ 128.99
Benchmark	4/28/2020	\$ 5,326.79	Copier	Small		
Benchmark	5/31/2020	\$ 8.38	monthly copy cost	Micro		
Benchmark	6/30/2020	\$ 17.82	monthly copy cost	Micro		
Benchmark	7/31/2020	\$ 38.86	monthly copy cost	Micro		
Benchmark	8/31/2020	\$ 12.65	monthly copy cost	Micro		
Benchmark	9/30/2020	\$ 98.52	monthly copy cost	Micro		
Benchmark	10/31/2020	\$ 23.59	monthly copy cost	Micro	\$ 23.59	\$ 5,526.61
BestBuy	7/28/2020	\$ 254.38	Apple Air pods	Micro		\$ 254.38
Bluehost.com	4/13/2020	\$ 638.27	Web hosting annual renewal	Micro		\$ 638.27
Boley Featherston	4/17/2020	\$ 948.87	D & O Insurance	Micro		\$ 948.87
Builders Lumber	12/28/2019	\$ 3.23	duplicate keys	Micro		\$ 3.23
Byrd Electric Co	12/9/2019	\$ 800.00	Circuits for Voc Rehab at Galaxy and M	Micro		\$ 800.00
Calendly	10/28/2020	\$ 15.00	Event software for Transssion Fair	Micro	\$ 15.00	\$ 15.00
CDW Government Inc	11/19/2019	\$ 6,764.80	Meraki Security Renwal License for Net	Micro		
CDW Government Inc	1/21/2020	\$ 35.34	Printer	Micro		
CDW Government Inc	2/28/2020	\$ 15.79	Cables	Micro		
CDW Government Inc	4/27/2020	\$ 1,629.11	Surface Pros and keyboard	Micro		
CDW Government Inc	4/28/2020	\$ 179.81	Keyboard and cover	Micro		
CDW Government Inc	8/4/2020	\$ 8,812.00	Battery Backups, staff	Micro		
CDW Government Inc	9/16/2020	\$ 928.82	Battery Backups, racks	Micro		
CDW Government Inc	9/18/2020	\$ 297.25	New staff equipment	Micro		
CDW Government Inc	9/29/2020	\$ 9,559.24	Unitrends backup, recovery, cloud stor	Micro		\$ 28,222.16
Century Tents	11/6/2019	\$ 415.46	Red White You - stanshion and chair re	Micro		\$ 415.46
Davis Signs	2/26/2020	\$ 1,320.00	Signage for Board office	Micro		\$ 1,320.00
Decker Jones PC	11/6/2019	\$ 3,121.48	Lawyer for lease dispute	Small		
Decker Jones PC	1/10/2020	\$ 1,995.03	Lawyer for lease dispute	Small		\$ 5,116.51
DELL MARKETING LP	7/15/2020	\$ 2,230.68	Cottle County Project	Micro		\$ 2,230.68
DocuSign	5/10/2020	\$ 2,794.50	DocuSign license for 5 users	Micro		\$ 2,794.50
Doodle.com	2/12/2020	\$ 72.00	Meeting scheduler	Micro		\$ 72.00
Edgin, Parkman, Fleming & Flemi	7/31/2020	\$ 850.00	Annual Audit for Fiscal Agent	Micro		\$ 850.00
El Chico Cafe	2/19/2020	\$ 416.70	February Board Mtg meals	Micro		
El Chico Cafe	10/20/2020	\$ 162.58	October Board Mtg meals	Micro	\$ 162.58	\$ 579.28
Empire Paper	2/27/2020	\$ 213.80	Paper office supplies	Micro		
Empire Paper	6/26/2020	\$ 291.40	Paper office supplies	Micro		\$ 505.20
Faronics Technologies	11/1/2019	\$ 2,774.71	Anti-virus Cloud renewal, connector, D	Micro		\$ 2,774.71
Gallion Consulting	11/15/2019	\$ 6,647.77	Annual maintenance/support for SAFE	Small		
Gallion Consulting	5/4/2020	\$ 7,650.00	Additional user license for paperless sy	Micro		\$ 14,297.77

11/1/2019 - 10/31/2020

Contractor/Vendor	Purchase date	Total cost	Goods/Services	Type	Since last meeting	12-Month rolling
Home Depot	12/21/2019	\$ 71.74	Moving supplies	Micro		\$ 71.74
Hudson Blueprint	1/22/2020	\$ 115.00	Door signage board office	Micro		\$ 115.00
Liberty Mutual Insurance	1/21/2020	\$ 1,695.00	Mobile Unit contents	Micro		\$ 1,695.00
Logmein	10/1/2020	\$ 2,383.20	GoToAssist Remote access annual	Micro	\$ 2,383.20	\$ 2,383.20
McAlister's Deli	6/26/2020	\$ 196.24	Boxed lunch for board meeting	Micro		
McAlister's Deli	8/28/2020	\$ 150.83	Boxed lunch for board meeting	Micro		\$ 347.07
Microsoft	7/6/2020	\$ 3,241.33	Office 365 annual renewal	Micro		\$ 3,241.33
NameCheap.com	3/20/2020	\$ 13.16	Website domain fee	Micro		
NameCheap.com	9/24/2020	\$ 13.16	wfsntx.com	Micro		
NameCheap.com	9/17/2020	\$ 55.98	ntxworksolutions.org domain and priv	Micro		\$ 82.30
NEXGEN WIRING	1/7/2020	\$ 443.21	Board wiring	Micro		\$ 443.21
Office Depot	12/11/2019	\$ 67.82	Copier paper for Board packets	Micro		
Office Depot	6/24/2020	\$ 19.28	Copier paper, pens	Micro		\$ 87.10
On the Border	12/13/2019	\$ 450.64	Board meeting meals	Micro		\$ 450.64
Pond, Brayden	7/21/2020	\$ 70.00	Pest control service	Micro		\$ 70.00
RED HAWK HVAC SERVICES	3/9/2020	\$ 3,360.00	A/C unit for board server room.	Micro		\$ 3,360.00
REV	11/14/2019	\$ 214.00	Transcription services	Micro		
REV	12/11/2019	\$ 71.00	Transcription services	Micro		\$ 285.00
Richard Rogers Consulting	9/2/2020	\$ 5,780.00	Risk Assessment	Small		\$ 5,780.00
Ronald Johnson	6/30/2020	\$ 875.00	Child Care appeal hearing officer	Micro		\$ 875.00
SHI Government Solutions Inc	5/29/2020	\$ 5,633.00	Clear Touch Monitor/PC/system	Micro		\$ 5,633.00
Shoop's TX Termite	2/28/2020	\$ 75.00	Pest control	Micro		\$ 75.00
Smashballon	4/23/2020	\$ 49.00	Custom FaceBook Feed	Micro		\$ 49.00
Solid Border	7/8/2020	\$ 680.00	AntiVirus protection annual renewal	Micro		\$ 680.00
Southern Computer Warehouse	11/4/2019	\$ 11.06	Label tape for label maker	Micro		
Southern Computer Warehouse	11/25/2019	\$ 1,272.57	Computer set up for K Ball	Micro		
Southern Computer Warehouse	11/25/2019	\$ 25.50	Bluetooth mouse	Micro		
Southern Computer Warehouse	11/25/2019	\$ 264.14	Monitors	Micro		
Southern Computer Warehouse	12/3/2019	\$ 10.90	cables	Micro		
Southern Computer Warehouse	12/31/2019	\$ 224.00	Cables for refresh project	Micro		
Southern Computer Warehouse	1/8/2020	\$ 49.26	HDMI Cables	Micro		
Southern Computer Warehouse	1/16/2020	\$ 461.81	Printer for Board	Micro		
Southern Computer Warehouse	1/17/2020	\$ 1,501.02	Laptops for Center	Micro		
Southern Computer Warehouse	2/13/2020	\$ 825.58	Printer cartridges	Micro		
Southern Computer Warehouse	2/20/2020	\$ 1,134.29	Surface, keyboard, cover, cables	Micro		
Southern Computer Warehouse	3/2/2020	\$ 30.50	Cables	Micro		
Southern Computer Warehouse	4/1/2020	\$ 889.98	Surface	Micro		
Southern Computer Warehouse	4/1/2020	\$ 34.76	Keyboard/mouse	Micro		
Southern Computer Warehouse	4/1/2020	\$ 106.83	Cover	Micro		
Southern Computer Warehouse	5/29/2020	\$ 2,273.04	Storage backup refresh	Micro		
Southern Computer Warehouse	5/29/2020	\$ 1,223.46	Local back up applicances	Micro		
Southern Computer Warehouse	7/29/2020	\$ 900.04	toner supplies	Micro		
Southern Computer Warehouse	9/11/2020	\$ 1,195.99	new staff equipment	Micro		
Southern Computer Warehouse	9/11/2020	\$ 99.99	new staff equipment	Micro		
Southern Computer Warehouse	9/11/2020	\$ 51.78	new staff equipment	Micro		
Southern Computer Warehouse	9/21/2020	\$ 100.40	Toner restock	Micro		\$ 12,686.90
Tech Soup	10/28/2020	\$ 5.00	Admin fee for Creative Cloud	Micro	\$ 5.00	
Tech Soup	10/28/2020	\$ 259.67	Creative Cloud	Micro	\$ 259.67	\$ 264.67
TexAirCon	12/24/2019	\$ 250.00	Asbestos sample analysis	Micro		\$ 250.00
The Hartford	1/21/2020	\$ 2,326.00	Auto Insurance Van	Micro		
The Hartford	2/7/2020	\$ 946.00	Business Owner	Micro		\$ 3,272.00
TWC	9/16/2020	\$ 10.39	CCIP review disallowed cost	Micro		\$ 10.39
WalMart	5/19/2020	\$ 4.16	hand soap	Micro		
WalMart	6/21/2020	\$ 64.82	Face mask	Micro		
WalMart	6/4/2020	\$ 10.18	Bug and ant spray	Micro		
WalMart	10/28/2020	\$ 37.29	Batteries for camera	Micro	\$ 37.29	\$ 116.45

Board Procurement List
11/1/2019 - 10/31/2020

Contractor/Vendor	Purchase date	Total cost	Goods/Services	Type	Since last meeting	12-Month rolling
Warren Fonville PLLC	2/3/2020	\$ 187.50	Lawyer for lease dispute	Small		
Warren Fonville PLLC	2/28/2020	\$ 3,987.50	Lawyer for lease dispute	Small		
Warren Fonville PLLC	4/1/2020	\$ 1,412.50	Lawyer for lease dispute	Small		
Warren Fonville PLLC	5/9/2020	\$ 1,025.00	Lawyer for lease dispute	Small		
Warren Fonville PLLC	7/3/2020	\$ 1,125.00	Lawyer for lease dispute	Small		
Warren Fonville PLLC	8/4/2020	\$ 375.00	Lawyer for lease dispute	Small		
Warren Fonville PLLC	9/1/2020	\$ 575.00	Lawyer for lease dispute	Small		
Warren Fonville PLLC	10/1/2020	\$ 112.50	Lawyer for lease dispute	Small	\$ 112.50	\$ 8,800.00
WF Chamber	10/28/2020	\$ 75.00	Social Media Summitt	Micro	\$ 75.00	\$ 75.00
Wilson's Office supply	5/29/2020	\$ 3,793.08	Conference Chairs	Micro		
Wilson's Office supply	5/29/2020	\$ 2,889.19	Conference Table	Micro		
Wilson's Office supply	10/1/2020	\$ 63.98	Copier paper	Micro	\$ 63.98	\$ 6,746.25
Work Services Corp	12/2/2019	\$ 400.00	Rental space for December Board mee	Micro		\$ 400.00
ZOOM	4/29/2020	\$ 159.80	license 1	Micro		
ZOOM	8/4/2020	\$ 121.27	license increase to 2	Micro		
ZOOM	8/29/2020	\$ 106.82	license increase to 3	Micro		
ZOOM	8/29/2020	\$ 14.45	Webinar -500 user 3 prorated	Micro		
ZOOM	8/30/2020	\$ 447.72	Webinar -500 user 3	Micro		
ZOOM	9/15/2020	\$ 20.63	prorate Cloud recording prorated	Micro		
ZOOM	10/28/2020	\$ 490.36	Webinar -500 & Cloud recording	Micro	\$ 490.36	
ZOOM	10/28/2020	\$ 87.13	license increase to 4	Micro	\$ 87.13	\$ 1,448.18
Total purchases					\$ 3,731.53	\$ 129,264.76

DIR vendors on TX Comptrollers website

Currently this list does not include most leases, travel, training cost, or telecommunications

November 2020

Customers Served by County in November:

Fund	Archer	Baylor	Clay	Cottle	Foard	Hardeman	Jack	Montague	Wichita	Wilbarger	Young	Other	Total	Oct 2020 - Nov 2020
WIOA Youth	0	0	0	0	0	0	0	0	3	0	0	0	3	1
WIOA AD/DW	0	1	0	0	0	1	1	3	26	0	1	13	46	45
ES	9	7	22	1	1	11	32	54	615	59	29	127	967	2026
Vets	2	0	1	0	0	0	0	5	36	2	0	10	56	105
TAA	0	0	0	0	0	0	0	0	0	0	0	0	0	0
TANF/Choices	0	0	0	0	0	0	0	0	1	0	0	0	1	2
SNAP E&T	0	1	0	0	0	0	0	1	11	1	0	1	15	28
WIT ES	62	26	77	11	1	27	98	228	1806	162	135	357	2990	5080
Total	73	35	100	12	2	39	131	291	2498	224	165	508	4078	7287

WIT Entered Employment

25 Placements + 6 Went to work = **31 Total** Entered Employment for November 2020

Employer Services

Employers Served	Total Services to Employers
<u>222</u>	

WIOA Cases by County

Cases	
Archer	0
Baylor	1
Clay	1
Cottle	0
Foard	0
Hardeman	1
Jack	2
Montague	3
Wichita	30
Wilbarger	1
Young	0
TOTAL	39

WIOA Outreach by County

Cases	
Archer	18
Baylor	8
Clay	15
Cottle	2
Foard	5
Hardeman	6
Jack	4
Montague	3
Wichita	0
Wilbarger	0
Young	0
TOTAL	61

Job Order Report - by County

Region/LWIA: North Texas WF Board
 Create Date: 10/1/2020 to 11/30/2020

County	State	Country	Total Job Orders	Total Job Openings	Total Job Referrals
Archer County	TX	US	1	1	1
Baylor County	TX	US	5	5	4
Clay County	TX	US	1	5	0
Cottle County	TX	US	1	1	1
Foard County	TX	US	4	4	10
Hardeman County	TX	US	18	23	14
Jack County	TX	US	6	16	10
Montague County	TX	US	3	8	17
Wichita County	TX	US	323	518	948
Wilbarger County	TX	US	59	68	107
Young County	TX	US	12	39	49
County	State	Country	Total Job Orders	Total Job Openings	Total Job Referrals
Report Totals			463	1,104	1,938
Total Rows: 11					

Workshops

LET'S GET BACK TO WORK!

WORKSHOP SERIES

STARTING
02
 NOVEMBER



ROCKING YOUR NEXT INTERVIEW

Monday, Wednesday, and Friday 3:30 PM | Tuesday and Thursday 10 AM
 An in-depth look at preparing you to rock your next job interview.

LIVING THE VIRTUAL LIFE, VIRTUALLY

Monday and Friday 10 AM | Tuesday and Thursday 3:30 PM
 An in-depth look at how your virtual life might enrich your actual life.

WORKFORCE WEDNESDAY

Wednesday 1:00 PM
 Join us on Wednesdays as we highlight different employers, career fields, or services.

Hiring & You!
Red, White & You!

2020 Statewide Virtual Hiring Fair
texasworkforce.org/hrwy

Open to the Public
Nov. 5, 2020
11 - Noon Priority Entry
Noon - 2 Public Entry

TMC TEXAS MEDICAL CENTER
TEXAS WORKFORCE SOLUTIONS
TEXAS VETERANS COMMISSION

Join the Texas Workforce Commission and Workforce Solutions North Texas in partnership with Texas Medical Center for the 9th annual Hiring Red, White & You! Statewide Hiring Fair to connect veterans, service members and their spouses to Texas employers.

No cost to veterans, their spouses or employers.

Equal Opportunity Employer/Program. Auxiliary aids and services are available upon request to individuals with disabilities.
Relay Texas: 800-735-2989 (TTY) and 711 (Voice). texasworkforce.org

30 Employers

150+ Job Openings

82 Job Seekers



Get ready to explore careers in Texas industries during this **virtual** event for juniors and seniors!

Transition Fair 2020

Wednesday, October 21, 2020

Virtual Transition Fair 2020 EVENT SUMMARY

Session	# Registrants
Work Services Corporation	9
Vernon College	15
Workforce Solutions Vocational Rehabilitation Overview	12
WIOA	7
Graham Regional Medical Center	9
MyStaf	5
Workforce Solutions - Employment Tips for Beginners	11
Weatherford College	13
Self-Advocacy	15
River Bend Nature Center	9
United Market Street	9
The Arc	5
North Central Texas College (NCTC)	16
Midwestern State University (MSU)	12
Amerigroup	1
Parent Session	9



Virtual Transition Fair 2020

SCHOOL/ORGANIZATION PARTICIPANTS

High Schools / ISDs


- Archer City High School
- Burkburnett High School
- Graham High School
- Nocona ISD/Montague Co SSA
- Olney High School
- WFISD - Hirschi High School
- WFISD - Wichita Falls High School
- WFISD Education Center

Other Attendee Organizations

- Midwestern State University
- Region 9 ESC
- Texas Workforce Solutions - Vocational Rehabilitation
- Workforce Solutions North Texas



WORKFORCE SOLUTIONS
NORTH TEXAS



2021 Job Fair Calendar

2021

Q1

January							Events
Su	Mo	Tu	We	Th	Fr	Sa	Clay & Archer
					1	2	
3	4	5	6	7	8	9	
10	11	12	13	14	15	16	
17	18	19	20	21	22	23	
24	25	26	27	28	29	30	
31							

February							Events
Su	Mo	Tu	We	Th	Fr	Sa	Montague
	1	2	3	4	5	6	
7	8	9	10	11	12	13	
14	15	16	17	18	19	20	
21	22	23	24	25	26	27	
28							

March							Events
Su	Mo	Tu	We	Th	Fr	Sa	Wichita Spring
	1	2	3	4	5	6	
7	8	9	10	11	12	13	
14	15	16	17	18	19	20	
21	22	23	24	25	26	27	
28	29	30	31				

Q2

April							Events
Su	Mo	Tu	We	Th	Fr	Sa	Jack & Young
				1	2	3	
4	5	6	7	8	9	10	
11	12	13	14	15	16	17	
18	19	20	21	22	23	24	
25	26	27	28	29	30		

May							Events
Su	Mo	Tu	We	Th	Fr	Sa	Wilbarger & Hardeman
						1	
2	3	4	5	6	7	8	
9	10	11	12	13	14	15	
16	17	18	19	20	21	22	
23	24	25	26	27	28	29	

June							Events
Su	Mo	Tu	We	Th	Fr	Sa	Baylor
		1	2	3	4	5	
6	7	8	9	10	11	12	
13	14	15	16	17	18	19	
20	21	22	23	24	25	26	
27	28	29	30				

Q3

July							Events
Su	Mo	Tu	We	Th	Fr	Sa	Wichita Christmas in July
				1	2	3	
4	5	6	7	8	9	10	
11	12	13	14	15	16	17	
18	19	20	21	22	23	24	
25	26	27	28	29	30	31	

August							Events
Su	Mo	Tu	We	Th	Fr	Sa	Foard & Cottle
1	2	3	4	5	6	7	
8	9	10	11	12	13	14	
15	16	17	18	19	20	21	
22	23	24	25	26	27	28	
29	30	31					

September							Events
Su	Mo	Tu	We	Th	Fr	Sa	Youth Expo
				1	2	3	
4	5	6	7	8	9	10	
11	12	13	14	15	16	17	
18	19	20	21	22	23	24	
25	26	27	28	29	30		

Q4

October							Events
Su	Mo	Tu	We	Th	Fr	Sa	Transition Fair
					1	2	
3	4	5	6	7	8	9	
10	11	12	13	14	15	16	
17	18	19	20	21	22	23	
24	25	26	27	28	29	30	

November							Events
Su	Mo	Tu	We	Th	Fr	Sa	HRWY
	1	2	3	4	5	6	
7	8	9	10	11	12	13	
14	15	16	17	18	19	20	
21	22	23	24	25	26	27	
28	29	30					

December							Events
Su	Mo	Tu	We	Th	Fr	Sa	
				1	2	3	
4	5	6	7	8	9	10	
11	12	13	14	15	16	17	
18	19	20	21	22	23	24	
25	26	27	28	29	30	31	

Lindsey State Jail Initiative

Warden Grady Wallace reached out to Workforce Solutions North Texas in the fall of 2019 about providing training to inmates at the Lindsey State Jail in Jacksboro, TX. His goal is to ensure their successful reintegration back into society upon release. Prison inmates who receive general education and vocational training are significantly less likely to return to prison after release and are more likely to find employment than those who do not receive such opportunities.

Workforce Solutions North Texas has partnered with Weatherford College and Management & Training Corporation (MTC) to provide Logistics training to individuals who are currently incarcerated at the Lindsey State Jail and are within 90 days of being released. The Logistics training is approximately six weeks in length. Upon completion students will have two certifications: Certified Logistics Associate (CLA) and Certified Logistics Technician Certification (CLT).

This training is taught by Weatherford College onsite at Lindsey State Jail with minimal tools and without the use of the internet. Upon release individuals can work in warehouses and distribution centers such as Walmart and Amazon. The entry hourly wage for positions in the Wichita Falls MSA is \$13.12 - \$22.97, depending on the position and the company.

The overall goal of this initiative is to reduce recidivism and help inmates obtain gainful employment upon their release.

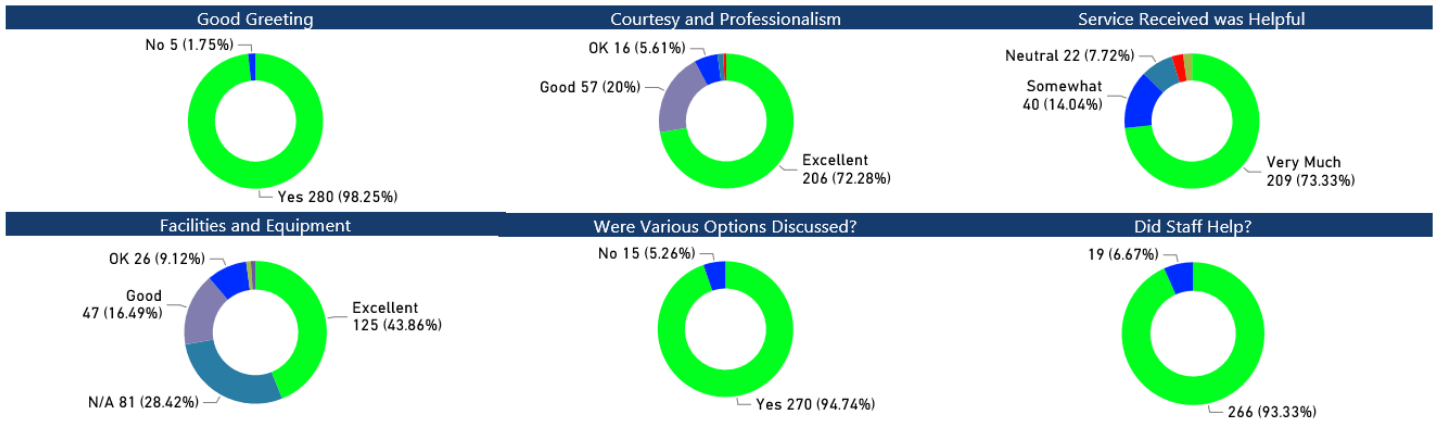
Thus far, a total of 20 inmates have successfully completed this program. The first class was interrupted in March due to COVID-19 visitor restrictions, but all nine trainees received their first certificate. This program relaunched in November of 2020 with 11 trainees. Every effort is made to keep the students and staff safe. Visitors are screened prior to entry, everyone is required to wear a mask, and students remain behind plexiglass.



10 of the 11 students who graduated on 11/20/2020, Workforce Solutions North Texas Case Managers, Weatherford College Instructor, and Lindsey State Jail Warden

Customer Surveys

91.04% Positive YTD Survey Results



“Communication was excellent.”

“Annette Barker was very helpful, pleasant, and caring. She provided me information in email immediately following our call.”

“Excellent service”

“I am so happy with the case manager who's always contacted me and solve my needs. I appreciate the team’s hard work.”

“Unemployment information and any other questions I had. Maria was very helpful and courteous. Very knowledgeable.”

“Very professional and responsive very helpful and caring excellent team and my case manager Brandi Carlson was fantastic and did such a wonderful job and I would like to say thank y’all for everything”

“Was very patient and reassuring on processes needed to succeed!!!”

“Each and every time I have reached out to TWC I have received prompt and professional response and assistance. Due to COVID Pandemic, risks, health, employment, so much everchanging updates and criteria to navigate through, so the assistance and information I have received has been a blessing. Thank you!”

“I appreciate so much what you guys are doing. The case manager is helpful and understanding my situation. I am grateful to have this help at this time. It makes my burden lighter and manageable that allowed me to focus on my education. Again, Thank you.”

“One of the most outstanding customer services I have ever received!”

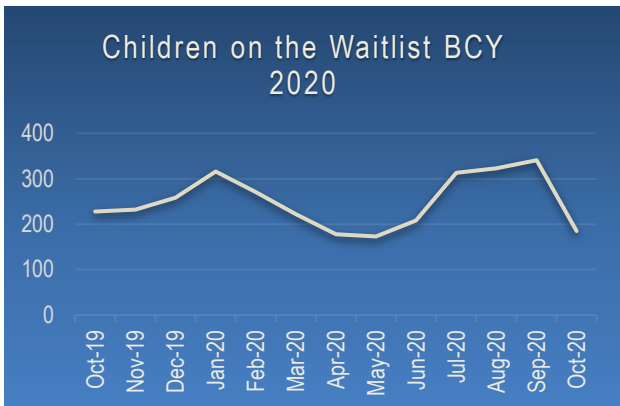
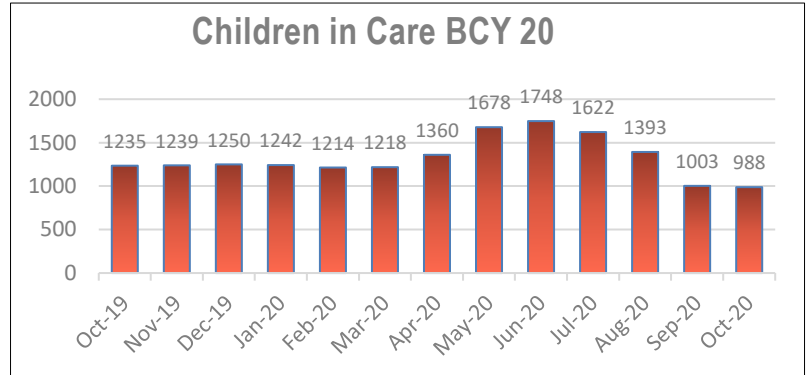
“Returned my phone call in a timely manner, very helpful and informative.”

Children Receiving Child Care Services

Effective December 1, 2020....

-Number of children in care = 972

-Number of children residing in rural areas (outside of Wichita Falls city limits) ≈275 (28.29%)



Children Waiting for Child Care Services

-Priority waitlist applicants and general waitlist applicants are currently being processed.

Child Care staff is continuing to processing 15-20 families per week.

-Outreach will continue as needed until enough children are added to meet the TWC performance target

Child Care staff have outreached 148 families since September 2020

BCY 20 Quality Impact Statistics

Statistics below reflect data as of December 1, 2020

Total Contracted Providers as of December 1, 2020 =	76
Texas Rising Star Facilities as of December 1, 2020 =	<u>29</u>
Contracted TRS Child Care Providers =	<u>38.16%</u>

Percentage of Children enrolled at a Texas Rising Star provider = **31.90%**

TRS Annual Expenditures utilized for materials, resources or equipment = **\$142,000!!**

Rapid Response Orientation Summary

County	# Businesses	# Workers*
Archer	7	42
Baylor	4	5
Clay	6	202
Cottle	2	2
Foard	1	30
Hardeman	10	28
Jack	13	95
Montague	23	376
Wichita	333	4932
Wilbarger	43	581
Young	56	1105
TOTAL	498	7398

* This is a count of businesses and/or employees reporting layoffs due to COVID directly to Workforce staff

Unemployment Rate by County, by Month - COMPARED TO STATE

	Archer	Baylor	Clay	Cottle	Foard	Hardeman	Jack	Montague	Wichita	Wilbarger	Young	North Texas	Texas (adjusted)	U.S. (adjusted)
Jan-20	3	2.5	3.2	5.1	2.8	3.1	4.2	3.2	3.3	4	3.2	3.3	3.5	3.6
Feb-20	3	2.6	3	4.8	2.9	2.9	4.3	3.2	3.2	4	3	3.2	3.5	3.5
Mar-20	4.1	3.8	4.4	6.3	3.8	4.2	5.8	4.6	4.6	5.5	4.5	4.6	5.1	4.4
Apr-20	8.6	3.9	8.7	6.7	7.5	5.3	10.4	11.3	11.7	7.4	8.3	10.6	13.5	14.7
May-20	7.9	4.9	8.5	6.9	6.8	6.3	11.1	10.6	10.3	7.8	7.9	9.7	13	13.3
Jun-20	5.9	4	6	5.3	4.7	5.1	8.1	7.4	7.3	6.1	5.9	6.9	8.4	11.1
Jul-20	5.6	3.7	5.8	5.4	3.4	4.3	7.8	7.1	7.4	5.9	5.6	6.8	8	10.2
Aug-20	4.6	2.8	4.8	4.2	3.1	3.5	6.6	6	6	5.1	4.7	5.6	6.8	8.4
Sep-20	5.7	4	6.1	5.2	4.4	4.8	8.1	7.3	7.3	6.3	5.7	6.9	8.3	7.9
Oct-20	4.8	3.4	5.2	4.3	3.8	4.3	6.7	6	6.2	5.8	4.8	5.8	6.9	6.9
Nov-20														
Dec-20														

Unemployment Rate by County, by Month - COMPARED TO NORTH TEXAS

	Archer	Baylor	Clay	Cottle	Foard	Hardeman	Jack	Montague	Wichita	Wilbarger	Young	North Texas	Texas (adjusted)	U.S. (adjusted)
Jan-20	3	2.5	3.2	5.1	2.8	3.1	4.2	3.2	3.3	4	3.2	3.3	3.5	3.6
Feb-20	3	2.6	3	4.8	2.9	2.9	4.3	3.2	3.2	4	3	3.2	3.5	3.5
Mar-20	4.1	3.8	4.4	6.3	3.8	4.2	5.8	4.6	4.6	5.5	4.5	4.6	5.1	4.4
Apr-20	8.6	3.9	8.7	6.7	7.5	5.3	10.4	11.3	11.7	7.4	8.3	10.6	13.5	14.7
May-20	7.9	4.9	8.5	6.9	6.8	6.3	11.1	10.6	10.3	7.8	7.9	9.7	13	13.3
Jun-20	5.9	4	6	5.3	4.7	5.1	8.1	7.4	7.3	6.1	5.9	6.9	8.4	11.1
Jul-20	5.6	3.7	5.8	5.4	3.4	4.3	7.8	7.1	7.4	5.9	5.6	6.8	8	10.2
Aug-20	4.6	2.8	4.8	4.2	3.1	3.5	6.6	6	6	5.1	4.7	5.6	6.8	8.4
Sep-20	5.7	4	6.1	5.2	4.4	4.8	8.1	7.3	7.3	6.3	5.7	6.9	8.3	7.9
Oct-20	4.8	3.4	5.2	4.3	3.8	4.3	6.7	6	6.2	5.8	4.8	5.8	6.9	6.9
Nov-20														
Dec-20														

Unemployed Labor Force by County, by Month

	Archer	Baylor	Clay	Cottle	Foard	Hardeman	Jack	Montague	Wichita	Wilbarger	Young	North Texas	Texas (adjusted)	U.S. (adjusted)
Jan-20	125	44	156	28	16	53	143	296	1,877	198	252	3,188	494,392	5,892,000
Feb-20	124	47	146	26	17	50	146	305	1,791	201	239	3,092	492,454	5,787,000
Mar-20	167	67	215	35	22	72	195	426	2,520	271	354	4,344	715,827	7,140,000
Apr-20	310	60	373	30	39	79	307	951	5,868	318	578	8,913	1,744,022	23,078,000
May-20	293	79	380	32	36	98	344	929	5,325	348	569	8,433	1,753,204	20,985,000
Jun-20	231	68	280	26	26	83	261	668	3,914	286	450	6,293	1,154,852	17,750,000
Jul-20	220	64	274	27	19	70	254	641	4,008	279	431	6,287	1,113,605	16,338,000
Aug-20	191	51	237	22	18	61	222	564	3,426	251	376	5,419	981,437	13,550,000
Sep-20	234	71	296	26	25	82	268	673	4,117	307	452	6,551	1,185,086	12,580,000
Oct-20	197	61	251	22	22	73	220	558	3,462	286	378	5,530	979,099	11,061,000
Nov-20														
Dec-20														