

Minutes
Workforce Solutions North Texas Board
February 27, 2020

Members of the Workforce Solutions North Texas Board met at Noon on Thursday, February 27, 2020, at Nortex Regional Planning Commission, 4309 Jacksboro Hwy., Suite 200 in Wichita Falls.

MEMBERS PRESENT:

Toni Alonzo, Communities in Schools Greater Wichita Falls Area
Marsha Anderson, Rolling Plains Management Corporation
Billy Clark, Helping Electra's Local People, Electra
Travis Haggard, Wichita Falls Chamber of Commerce
Steve Halloway, Wichita Falls Trades and Labor Council
Lee Harvey, Turnaround Transportation, Inc.
Tracey Jennings, Attorney, Bowie
Dr. Dusty Johnston, Vernon College, Vernon
Synthia Kirby, Wichita Falls Independent School District
David Kulbeth, Kalco Machine & Manufacturing Company
Brandon Litteken, OK Concrete Company
Anthony Louis, Pratt & Whitney
Rodney McCleskey, McCleskey Construction
Kristin Morris, American National Bank & Trust, Wichita Falls
Michelle Nelson, United Regional Health Care
Lynda Pack, Jacksboro Economic Development Corporation, Jacksboro
Glenda Ramsey, Harper Perkins Architects, Wichita Falls
Mileasha Rizan, Work Services Corporation
Crystal Sanders, Texas Workforce Commission, Arlington
Rhonda Schreiber, Intrepid USA Healthcare
Dirk Welch, Midwestern State University
Julie Young, Wichita Adult Literacy

MEMBERS NOT PRESENT:

Ben Bell, Union Square Credit Union
Roy Cheney, Cheney Electric LLC, Burkburnett
Darren Francis, Region 9 Education Service Center
Keri Goins, Child Care Partners
Debbie Powell, Texas Workforce Solutions Vocational Rehabilitation Services
Lee Ritchie, Jr., Texoma Heating and Air, Inc.
Jim Sjolander, Berend Brothers

GUESTS PRESENT:

John Ater, Texas Veterans Commission, Wichita Falls
Stu Brown, Jill Brown Consulting, Fort Worth
Taylor Davis, Chamber of Commerce, Wichita Falls

Larry Denton, Texas Veterans Commission,
David Dohme, Texas Veterans Commission, Wichita Falls
Shelly Donaldson, Workforce Solutions Child Care, Wichita Falls
Chris Enriquez, Workforce Solutions Center, Wichita Falls
Leslee Escobedo, Workforce Solutions Child Care, Wichita Falls
Emilee Easter, Jacksboro ISD Child Care Development Center
Scott Essary, Workforce Solutions Center, Wichita Falls
Woody Gossom, CEO Chairman/Wichita County Judge, Wichita Falls
Tiffany Jones, Workforce Solutions Child Care, Wichita Falls
Dwain Milam, Jacksboro ISD Child Care Development Center
Crystal Ojeda, Workforce Solutions Center, Wichita Falls
Cherisa Price-Wells, ResCare, Dallas
Darla Silva, Workforce Solutions Center, Wichita Falls
Shirley Traylor, Experience Works

STAFF MEMBERS PRESENT:

Lisa McDaniel, Executive Director
Kendra Ball, Business & Outreach Manager
Jill Brown, Ex-Officio Executive Director
Karen Fite, Technology Manager
Patti Hamilton, EO Officer/Admin. Specialist
Sharon Hulcy, Quality Assurance Manager
Brenda Roland, Student HireAbility Navigator

Brandon Litteken, Vice Chairman, called the meeting to order at 12:15 pm. Mr. Litteken then called roll for the Board members. He then asked guests to introduce themselves.

Mr. Litteken asked for public comment. Lee Harvey reminded people to get out and vote early and on March 3rd.

Mr. Litteken called on Leslee Escobedo, Child Care Director, to introduce the Success Story for this meeting. Ms. Escobedo introduced Dwain Milam, Superintendent of Jacksboro ISD, and Emilee Easter, Director of the Jacksboro ISD Child Care Development Center. Mr. Milam began the presentation of the Success Story, explaining the re-creation of the Child Care center for the Jacksboro ISD. He spoke about hiring Ms. Easter and their goal setting for improving the quality of childcare development for the children at their center, from the age of 6 weeks through age 5. Mr. Milam spoke about the help of Workforce Solutions in that process. He also spoke about their idea for creation of a job track for Jacksboro high school graduates to move into childcare development careers. He explained that those childcare teachers begin paying into the teacher retirement system from the beginning of their training.

Ms. Easter then spoke about their desire to move forward to increase the emotional and educational support of the children at their center. They needed a foundation that was consecutive throughout their center for the children's development. She then received help from Mark with the Workforce Solutions Child Care office, who informed her about the Texas Rising Star program for quality childcare. Through his mentorship they

became a Level 3 provider and are now able to offer a continuous curriculum that builds through all stages from 6 weeks through age 5. She said the amount of growth of the children with the Frog Street curriculum has been phenomenal. Ms. Easter said they are very appreciative of the curriculum and for the resources they are able to provide for their teachers, which they have received from the Workforce Solutions Child Care office.

Mr. Litteken then asked for a motion to accept the consent agenda to approve the minutes of the December 12, 2019 Board meeting. Dirk Welch made the motion and Billy Clark seconded it. Mr. Litteken called for the vote, and the motion carried. Mr. Litteken then asked for a motion to approve the minutes of the Monitoring Committee meeting from December 12, 2019. The motion was made and seconded. Mr. Litteken called for the vote, and the motion carried. Mr. Litteken asked for a motion to approve the minutes of the December 12, 2019 Youth Advisory Group meeting. Billy Clark made the motion and Synthia Kirby seconded. Mr. Litteken called for the vote, and the motion carried. Mr. Litteken asked for a motion to approve the minutes of the Executive Committee meeting on December 19, 2019. Tracey Jennings made the motion and Dirk Welch seconded. Mr. Litteken called for the vote, and the motion carried.

Mr. Litteken called on Jill Brown for discussion of the Big Blue legal issues. Ms. Brown said the Thursday before Christmas she received a phone call that asbestos was being disturbed in the building (Big Blue) without precautions being taken, and materials were being thrown into the dumpster. A piece of the material being discarded was taken by Ms. Brown to a company in Fort Worth for testing of asbestos, on December 21. With the approval of the Executive Committee, they were able to negotiate quickly, with the landlord of Country Club Village shopping center, for the board office to move there immediately. Staff started moving out the weekend before Christmas and were completely out by Christmas Eve. That office is for board staff only; no other staff will be moved there. A board member asked what the terms of our lease are. Ms. Brown replied that we are on a 29-month lease, which was signed by the board chairman. The cost is \$2300 per month, which is \$500 less than Big Blue, but has more space.

In answer to a question, Ms. Brown explained that we had overpaid rent in Big Blue from earlier in 2019, so we were using that overpayment of rent to cover the 8th floor rent and we were close to using up the overpayment when we vacated. Mr. Harvey asked where we are legally with the lease with Big Blue, and if we could use the asbestos to negate any of that. Ms. Brown replied that we filed a response to the lawsuit filing on February 12, and we feel that we are in good standing. Mr. Harvey asked if we alerted the TCEQ (Texas Commission on Environmental Quality). Ms. Brown and Ms. McDaniel said yes, they were notified on December 20, the day she was notified. Ms. Brown added that she knows that the City was notified because she saw some of their trucks. She said a couple of our Board members retrieved some tiles from the dumpster and put them in plastic bags. Ms. McDaniel stated that the official report from the testing company was included in our official response, which was sent to the board members on Feb. 8. Ms. Brown said that was the thing that made us move out, but Big Blue decided to go ahead and do the lawsuit as of January 30. She said that was disappointing, because we had been up front, and everything we do has been open record. Mr. Harvey asked the name of the board's attorney. Ms. Brown replied that it is

Kyle Fonville, from Fort Worth, who has been working with us since late August or September.

Mr. Litteken moved on to reports from the Board and CEO subcommittee. Synthia Kirby reported on the CEO subcommittee meeting with the judges. They had a pre-meeting and then met with the CEOs (judges) on the 20th and talked about procurement and Big Blue. She said the CEOs basically want the following: quarterly reports from workforce, more support in rural areas to include Child Care, representation on this board for every county that workforce services represent. They also talked about Skyping in for meetings, and Judge Campbell offered to assist with that. They want to update workforce's fiscal agreement with Nortex, and they want Nortex to become our administrative entity, modeled after the Panhandle workforce's agreement. That would mean we would no longer use the West Central Texas COG as our Employer of Record, which affects board staff; however, West Central Texas COG and Nortex have the same insurance carrier and pay into the same retirement entity, so board staff would not be adversely affected. The CEOs also want us to review the Board Plan and for this board to focus more on strategy and policy, especially with regard as to how to service surrounding counties. One of the concerning things is that we do not have D&O (Directors and Officers) insurance, so under Nortex we would fall under their D&O insurance. However, Ms. McDaniel had told her that she is in the process of trying to procure D&O insurance for the board. But the judges are concerned that the workforce's (board's) financial issues could fall back on the counties.

Ms. Kirby urged board members to try to learn more about what workforce does and learn what the board's responsibilities are. She said she spoke with Judge Gossom, who asked her opinion. She told him she can see both sides. She said without the D&O insurance they (Board) are kind of like sitting ducks and so are the judges. She said with the procurement issues and the lawsuit all hitting at one time, she can see why they want someone to have admin entity over workforce, but she doesn't want the Board to lose autonomy and is concerned that would be the case. She has a couple of questions in to Judge Jackson. She wants to know what would be the function of the Board; whether they would continue as they have been, but be under more supervision, from Nortex and the CEOs, or would they just focus on policy and act more as an advisory group. Also, with Nortex being the administrative entity, how that would affect Lisa's ability to make change; would she have authority to make change for the better of workforce, or will she always have to wait for permission from Nortex and the CEOs.

Mr. Harvey asked if they had gotten any feedback from Nortex on how involved they would like to be. Ms. Kirby replied that Nortex is willing to take us on as our administrative entity and they think they can cover all the CEOs want to be done. Mr. Harvey asked if they will continue to let us be autonomous. Ms. Kirby said she is not sure, and has left a message for Judge Jackson, but she has not heard back from him.

Ms. Brown said the current board member bylaws state that the Board has hire and fire authority for the Executive Director, and that would be something that could change, depending on the negotiations with the subcommittee. She said there's a lot that the administrative entity has to do, but she thinks there may be a feeling that they would just have Lisa continue to do that, but the responsibility would fall on Nortex, which is a lot of

responsibility. Ms. Kirby said that one of the things that she voiced during the meeting with the subcommittee was that Nortex is already our fiscal entity, and we got into the situation with Nortex being our fiscal entity, and they didn't catch it either. She said the judges were willing to take the blame and said they should have been watching things closer. She said as a board member they should have been watching it too, because they're the forefront, but we don't want any more issues going forward, and it needs to be corrected. But if Nortex is going to be not only our fiscal entity, but our administrative entity, they're going to have to step up, as well.

Mr. Harvey asked what kind of cost is involved. Ms. Brown replied that in the budget that was approved there's up to \$79,000, which is around 1%, in terms of administrative money we get from TWC. She said that instead of just doing the flat 1%, they said they would just do a direct charge for everything they do, but we need a budget for that, and we need to know what that dollar amount is estimated to be. Ms. Brown said there's a little concern there, because they don't have an attorney, they don't have an HR department, and we need to know what these costs are going to be.

Ms. Kirby said they have another meeting the following Wednesday. Ms. Schreiber said that when they asked Dennis (Wilde) who would be in charge of this, he pointed at Lisa. She said she felt like it was going in full circle. Ms. Kirby said they don't know if that means we would still have our autonomy with more supervision, or if it would be Lisa having to get permission, every time she wants to do something. Ms. Schreiber said they are also waiting on documents to look at.

Ms. McDaniel said she received some documents the previous day. She said Judge Jackson, for the subcommittee, had the interlocal agreement that he and the other judges had worked on. She found out that Mr. Wilde had a copy of those, and she asked for a copy, which he sent to her. She has some concerns about the language regarding the board composition. She has asked questions back to Mr. Wilde and Judge Jackson, because it's on the number of Board members that the judges are wanting to have on the board, but some of that is set by federal law, and you cannot do what they're wanting to do. She has sent questions back to them but has not heard back. She said she needs to make sure that we are represented on the board by the sectors that are set forth in federal guidelines. She said she believes that is what they are trying to get away from and that they want more control. She said there was other language that concerns her. She said she would share what Judge Jackson had come up with, with the subcommittee that afternoon, as well as the fiscal agreement that we currently have in place.

Ms. Pack asked Nortex was planning on hiring the workforce staff. Ms. McDaniel said that was her question going into this, because of what we now have with West Central COG (being our Employer of Record), there are HR people she can call, which Nortex does not have. She said she knows she can work with Mr. Wilde as the fiscal agent, and she has proposed to the judges that they strengthen the fiscal agent agreement. She understands that they want more control. She said met with Judge Gossom one-on-one, to get his perspective. She said she felt he was advocating for us to stay as we are. She said she wants them to trust her, but she knows that they want more control and they trust Mr. Wilde.

Mr. Litteken acknowledged the subcommittee and spoke his appreciation of the committee, for the Board.

Dr. Johnston spoke up and said that during his time on the board, he never questioned why there was no D&O insurance, nor did other board members. He said that was just an oversight on the Board's part. He then commented on the composition of the Board being dictated by the federal government. He said, as an observer, the Board's composition is about control. He said the Board has to have autonomy, and he believes the federal government intends for the Board to be autonomous. He added that if there had not been the procurement issues in recent years, this would not be a matter of discussion, but the judges need to get past it. He said the number one role of the Board is to hire a good CEO (Executive Director) and get out of the way. He said the Board is there to support the CEO, but if there's a problem with the CEO, then get rid of them.

Brenda Roland gave the report for the Youth Advisory Group, which she said met at 10:30, before the board meeting. Report is attached.

Sharon Hulcy began the Monitoring report by stating that the Monitoring Committee met that morning. Report is attached.

Ms. Hulcy reported that the Board had put out an RFQ for a Real Estate Broker to help us continue to work on the matter of co-location for the workforce center, Child Care center and vocational rehab. The deadline for proposals was February 26. Only one proposal was received, but had not been reviewed yet, to see if it met the qualifications. We may contact others we sent the RFQ to, to ask why they did not send a proposal. Jill Brown added that we did it differently this time, by procuring a broker, instead of trying to find office space on our own. By procuring a broker, it will be their job to go out and present office spaces to us, and we can say yes or no whether a space will work for us or not. This makes it easier on everyone.

Ms. Hulcy reported on the financial reviews she is doing on both contractors, ResCare and Rolling Plains. She started the reviews in January, but had not completed them, and should have a report at the next board meeting. Ms. Hulcy said there was also a report from Darla Silva on her internal reviews of the workforce center. She said that Child Care is setting up new tools and fine-tuning their process to do their own case monitoring. Neither of the contractors found any disallowed costs in the files they reviewed. In other discussion, the Board had interviews for the Board Child Care Contract Manager position. This person's job will be to focus on our highest funding stream, the Child Care funding dollars, and provide oversight on the spending, and will be the liaison between TWC and the contractor. No offer was made at this time.

Mr. Litteken called on Ms. McDaniel to give the Executive Director's Report, as follows. Beginning with the Grant Spending Report, she stated that the report, included in the board meeting packet was an update for all the grants through December 31, 2019.

Ms. Hulcy then interjected that the Procurement List was handed out. Based on what the Board had said they wanted, it was a 12-month rolling procurement purchases list of

the Board. It was noted at the bottom of the list that TWC had updated procurement purchase limits in January, and now a Micro Purchase was now up to \$10,000, and a Small purchase is now up to \$150,000. Mr. Harvey asked if each of these items was a line item on the budget. Ms. Brown stated that it is more a budget line item by category. Mr. Harvey said that we could do a spreadsheet that showed a budget for a specific category and the expenditure underneath the category, and then we would know where the budget was and what the expenditures were to date for that category. Ms. Brown said we get that report monthly from our fiscal agent. Mr. Harvey said that would be good information for the Board, to see where we are on our budget. Ms. Hulcy said that any purchase over \$50,000 has to be approved by the Procurement Committee. Ms. McDaniel stated that the procurement list was through December 31, 2019.

Ms. McDaniel moved to the topic of Directors and Officers Insurance. She said this board is the only board in Texas not covered by D&O insurance. Ms. Brown had been working diligently on trying to get D&O insurance for us, and Ms. McDaniel has been working on it since she took over as Executive Director.

Ms. McDaniel said she knows that the big thing going forward is trust, with the CEOs, but she would like for us to keep our own administrative entity, where she could report directly to the board members. Then, if they want to strengthen the fiscal agent agreement that we have in place, where Mr. Wilde has some of that oversight, which theoretically he has had all along, maybe that will help ease their minds.

Ms. McDaniel reported that she received a letter the previous day from TWC Commissioners, from the Office of Governor, that they have recertified the Workforce Solutions North Texas Workforce Development Board. This is completed every two years, and the review is conducted by TWC to ensure that all requirements are met, such as board composition, diversity requirements, industry representation, that the bylaws and partner agreements are in effect, and that we are meeting our WIOA targets against performance. In addition, the budget Ms. Brown presented to the Board on December 12, was approved by TWC.

Ms. McDaniel went back to the topic of securing a real estate broker. She said we still need to co-locate the Workforce Centers, along with Vocational Rehabilitation, to include our Child Care office. She said that is her plan, and she's moving full steam ahead. Ms. Kirby asked what the repercussions will be that we are not co-located yet. Ms. McDaniel replied that TWC is going to work with us; they know the situation we're in. There were deadlines to be moved, but our board is not the only board in the state that is not co-located yet, so there is some flexibility. She said she would like to say that we could be moved by the end of the year, but there is some flexibility; and they have told her to dream big, so that's what she's going to do. Ms. McDaniel said she has met with all the center directors and Vocational Rehabilitation about moving forward collectively, regarding what their wants and needs are. She said she can't make these decisions on her own and wants to do this the right way, and that's why she wanted to get a real estate broker. She said this is going to be done right.

Ms. Brown said we sort of met the letter of the law, because some VR staff are located in part of the building with the workforce center, so we are not in any trouble with TWC.

She added that they want a sub-committee of the Board to help them through the lease process and want the Board's input and opinion on what this workforce center should look like. She said once they get properties presented to them, before any vote happens or leases are signed, they want the Board to see it. Ms. McDaniel said the Board will look at the space; she will ensure that they do that, because they need to be giving their input. She said they need to see all the spaces, so we can make a good decision going forward on what is the best route to take.

Mr. Kulbeth asked how many square feet will be required. Ms. McDaniel said that is one of the things she is hoping the real estate broker can help with. She said the center directors are working up what they really need and a want list. But as far as classrooms, labs, offices, it's changed from when the last RFP went out about three years ago, and there is additional staff at the workforce center, so we are working on getting all those elements together. She said we will get other people involved, to make sure this is done correctly, and we get what we want and what we need.

Ms. McDaniel began giving an update on the Big Blue lawsuit. She began by saying that on February 7 we were made aware of the lawsuit by a staff member seeing it on the ten o'clock news. She immediately notified the board chair, Mr. Ritchie, our attorney, Ms. Brown, and others that night. The following morning, Saturday, she notified the rest of the board, Judge Gossom, who notified the other CEOs, Texas Workforce Commission, and the center directors. On Monday, Feb. 10, our attorney was able to get a copy of the lawsuit, because we never were served. Ms. McDaniel said she and Ms. Brown were not aware, but learned on the 11th, that there is an "agent" of the Workforce Development Board, and that agent was Mona Statser. She said they found out on Feb. 14 that Ms. Statser is the person who was actually served the papers on Feb. 10. To date, Ms. McDaniel stated, she had still not received the papers from Ms. Statser, or been notified by her. Ms. McDaniel said that on Feb. 11 she took action with our attorney to change our agent, through the Secretary of State, so our agent now is our attorney. Over the course of those days, Ms. McDaniel said that she/the Board was in constant communication with TWC, their attorneys, and our attorneys, and on Feb. 12 the Board filed an official response to that lawsuit, even though we had never been officially served, and she communicated that to the board on the 13th. Then, on Feb. 26, our attorney, acting as our agent, was served with Discovery Requests, with our response being due on March 27. Ms. McDaniel said there would be a call the next day to discuss that with the attorney, since there was going to be a lot of information needing to be gathered for the response.

Ms. McDaniel continued her Executive Director report by saying that she started her position on January 1st and has done a lot of other work, besides the lawsuit. She attended the Finance Directors' meeting with Ms. Brown in Austin on January 30 and 31. At the meeting she realized very quickly that our fiscal agent should be attending those meetings and not necessarily her, as she was the only ED in the room. She has since spoken with Dennis Wilde (Director of Nortex), who is acting as our fiscal agent at this time, about going to those meetings, and he indicated that he had never been invited to those meetings and wasn't aware of them. She said he is now aware and he or one of his staff will be going to the meetings from now on. Ms. McDaniel said the

meeting was full of CFOs and accountants, so she is looking forward to having Mr. Wilde or one of his staff attend the next meeting in April.

Ms. McDaniel reported that she and Kendra Ball, the Business and Outreach Manager, have enrolled in the Nonprofit Management Certification program through the Nonprofit Center at Midwestern, and have attended classes on grant writing and fund development, and the following week they would be completing the risk management and nonprofit legal course. They will continue going to classes over the coming year and receive in-depth training from instructors from varied businesses in educational backgrounds and track records of success in their respected fields, who will guide them through marketing, strategic planning, program planning and evaluation strategies, HR and financial management best practices, to complete the Nonprofit Management Certificate in 2020.

Ms. McDaniel reported that she and Ms. Ball had been attending numerous Chamber banquets in the rural areas, over the previous six weeks. She said they have made great connections with the local ISDs, economic development and city officials, whom she looks forward to partnering with in the future, to expand our services in those rural areas. She said they were welcomed at every one of the events and the people were thankful and gracious that we were there. She said the county judges were at each of these events, and she made sure they knew she was there.

Kendra Ball then reported on the PATHS for Texas Retail program, which she had given handouts on. She explained that our board has received a sub-grant through the Dallas Workforce Board, to upscale existing retail workers. Ms. Ball said the brochure she handed out explains the program in full, and the other handout was an application for retail businesses who are interested. Ms. Ball said we have applied for that grant for training twenty retail workers, but have been assured that there's more money, so if we train twenty and are successful with the program, we can apply for another sub-grant and be approved. The online courses start on March 2, and we are currently enrolling people for the in-person training. Candidates are nominated by retail employers for the training, because when the Dallas board had this grant previously, which is funded through Walmart.com, they were recruiting candidates who came into the workforce centers, but the completion rate of those who took the training was low, because once they got a job they stopped doing the training. Ms. Ball added that we have a technology incentive package for the employers of trainees who complete the six-week leadership training. Ms. McDaniel pointed out that the technology package is also funded by the grant.

Ms. McDaniel announced that the Performance data and the Rapid Response report were in the packet. She then asked the board members if there was time for the workforce center update and the Child Care update. Mr. Litteken suggested that we get those reports at the next board meeting. Ms. McDaniel conceded to postponing the two reports.

Mr. Litteken reminded everyone that the next board meeting would be on April 23, and then adjourned the meeting at 1:48 pm.

**Minutes
Workforce Solutions North Texas
Monitoring Committee
February 27, 2020**

Members of the Workforce Solutions North Texas Monitoring Committee met on Thursday, February 27, 2020, at 11:00 a.m. in the large conference room at Nortex Regional Planning Commission, 4309 Old Jacksboro Hwy, Suite 200, in Wichita Falls.

MEMBERS PRESENT:

Billy Clark, Helping Electra's Local People, Electra
Synthia Kirby, Wichita Falls ISD, Wichita Falls
Chris Enriquez, Workforce Solutions Center, Wichita Falls
Leslee Escobedo, Workforce Solutions Child Care, Wichita Falls
Scott Essary, Workforce Solutions Center, Wichita Falls
Tiffany Jones, Workforce Solutions Child Care, Wichita Falls
Crystal Ojeda, Workforce Solutions Center, Wichita Falls
Darla Silva, Workforce Solutions Center, Wichita Falls
Debra Thomas, Rolling Plains Management Corporation

GUESTS PRESENT:

Cherisa Price-Wells, ResCare Workforce Services

BOARD STAFF PRESENT:

Lisa McDaniel, Executive Director
Jill Brown, Ex-Officio Executive Director
Kendra Ball, Business and Outreach Manager
Karen Fite, Internet Technology Manager
Patti Hamilton, EO Officer/Admin. Specialist
Sharon Hulcy, Quality Assurance Manager

Executive Director, Lisa McDaniel, called the meeting to order at 11:05 am, in the absence of Chairman Lee Ritchie and Vice Chairman Brandon Litteken.

Ms. McDaniel announced that although there were only two Board members present, there was nothing planned to be voted on, and it would be alright for staff to give their updates.

Sharon Hulcy began by asking those present to introduce themselves. She then began her report on the TWC Audit Resolution Report #19.03.0001, stating that the audit has been closed. She said there was a cost of \$3,172.87 that had to be paid back and there was a finding on a travel cost, which just required tweaking our travel report form.

Ms. Hulcy reported that TWC came and did a review in mid-February for Child Care Improper Payment Testing, looking at four cases, and then had an Exit meeting. She said there was some potential improper payment, a very small amount, which they took back to review at the state level, and we will not know the results until we hear the results from Audit Resolution, which will be reported on the state level, as well as on the federal level. Leslee Escobedo noted that the Child Care office agreed to disagree with one of the findings on the Parent Share of Cost, stating that four staff members re-calculated that one, and they all agree that it was correctly done. Ms. Escobedo said the other one was just a mistake. Ms. Hulcy noted that the two findings together was only a total of \$19. She said the Audit Resolution report will be shared with the Board once we receive it.

Ms. Hulcy then reported about the RFQ the board put out for a real estate broker to help the Board with the ongoing need to find a space for the required co-location of the workforce centers, Vocational Rehabilitation, and Child Care.

Ms. Hulcy reported on the internal financial reviews she had been working on in February with the contractors, ResCare and Rolling Plains. She said she has not completed the reviews, because more documents need to be reviewed, but she hopes to have an update at the next Board meeting.

Darla Silva gave a report on her internal monitoring reviews of the workforce centers, with hand-outs. Ms. Silva began by pointing out the final accuracy rates on her reports. She said the reviews she does month-to-month all have a final accuracy rate of 100%, but the quarterly reports encompass a range and it is difficult to have 100% on those.

Leslee Escobedo began her report on Child Care internal monitoring reviews, which included handouts. She stated that Tiffany Jones, who was with her at the meeting, is the back-up for QA. She reported that for those fourteen days, there was zero disallowed cost for the twenty-seven cases looked at, however, there were only eight cases that came to QA that were 100% correct. Ms. Thomas said what we're looking at here is efficiency, not non-compliance. Ms. Hulcy asked if they are looking at all types of eligibility cases, and Ms. Escobedo replied yes. She said they QA everything.

Ms. Hulcy asked if there was any other discussion. There was no reply.

Ms. McDaniel reported that she had done interviews the past week and is going to hire, at the board level, a Child Care Contract Manager. She said that position will be a direct liaison to TWC and will directly oversee the Child Care contract, because that contract is such a large amount that we receive, and we need that expertise at the board level.

Ms. McDaniel asked if there were any other questions. Ms. Hulcy then announced that the next meeting date would be on April 23 at 11:00.

The meeting was adjourned at 11:32.

YOUTH ADVISORY GROUP

MINUTES

WORKFORCE SOLUTIONS NORTH TEXAS – YOUTH ADVISORY GROUP
REGULAR MEETING – THURSDAY, FEBRUARY 27, 2020 10:30 A.M.
CONFERENCE ROOM B AT THE WORKFORCE SOLUTIONS CENTER,
4309 JACKSBORO HWY., SUITE 300 W.F. TX 76302

MEMBERS PRESENT:

Billy Clark, Helping Electra's Local People, Electra
Synthia Kirby, Wichita Falls Independent School District
Scott Essary, Workforce Solutions Center, Wichita Falls
Jaime Long, Texas Workforce Solutions Vocational Rehabilitation Services, Wichita Falls
Michael Chapman, Region 9 Education Service Center, Wichita Falls

STAFF MEMBERS PRESENT:

Jill Brown, Ex-Officio Executive Director
Brenda Roland, Student HireAbility Navigator

OTHERS PRESENT:

Stu Brown, Community Support

1. Call to order

Meeting called to order at 10:35 a.m. by Chair, Billy Clark.

a. Introductions

Brief introductions were made of members in attendance to guest.

b. Review agenda

Agenda was reviewed and accepted. Mr. Clark suggested that we increase membership and forward contact information to Brenda Roland to follow-up. Synthia agreed and suggested outreach efforts and for the Group to follow suit of the Judges and get more representation from the other counties. Jill reported that the future use of Video will aid in the process of increasing membership.

c. Discuss additional agenda items

Brenda reported that contact was made with the School Counselor and Superintendent of Electra to address concerns of communication.

2. Discuss topics that were not completed in previous meeting.

None.

3. Announcement/New topics for this month's meeting

Synthia discussed the work Lisa McDaniel, Executive Director was working on with the Teacher Externship and how it will indirectly impact students. Mr. Clark mentioned the Groundhog Shadowing Day. Brief discussion about past program at Vernon College that was similar in its role.

Synthia shared some new certifications that are being offered at the Career Education Center, to include Education Aid Level I and Jailer Certification.

Scott shared his promotion to Program Supervisor and interviewing new staff. Scott shared the event that was held at Midway ISD for 32 Students on Job Readiness and services available at the Workforce Service Center. There was a Parents Resource Night held at Jefferson that was successful.

Scott talked about the collaboration efforts of the Partnership Group that meets monthly to avoid duplication of services. He also mentioned the Counselor Sharing Exchange hosted at Region 9 Education Service Center.

The first meeting for the Summer Earn and Learn (SEAL) was scheduled for March 9th. The program provides Summer job placements for about 23 youth with disabilities.

4. Information to include in Board Report

A drive for increased membership from the Board will be the focus.

Mr. Clark suggested that the report includes some specific things that we are doing and to list places to ensure the Judges know that their area is being served.

5. Other Discussions

Senior Sendoff is scheduled for April 18th

6. Next Meeting date

The next meeting date was set for Thursday, April 23, 2020, at 10:30 a.m. The location will be Conference Room B at the Workforce Solutions Center, 4309 Jacksboro Hwy., Suite 300. Wichita Falls, Texas.

7. Adjournment

Mr. Clark reported that this was "really good" exchange of information and thanked everyone for attending. There being no further business, Mr. Clark declared the meeting adjourned at 11:03 a.m.

Respectfully submitted,

Brenda A. Roland
Student HireAbility Navigator

Minutes
Workforce Solutions North Texas Executive Committee
March 18, 2020

Members of the Workforce Solutions North Texas Executive Committee met at 12:00 PM on Wednesday, March 18, 2020, via conference call.

MEMBERS PRESENT:

Lee R. Ritchie, Jr., Texoma Heating & Air, Inc., Wichita Falls
Brandon Litteken, OK concrete Company
Rhonda Schreiber, Intrepid USA Healthcare
Jim Sjolander, Berend Brothers

STAFF MEMBERS PRESENT:

Lisa McDaniel, Executive Director
Sharon Hulcy, Contract Manager

This meeting was called to order at 12:12 pm.

Members met this date to vote on the 1 proposal received for the RFQ for Broker Services. Members were provided and reviewed the proposal prior to this meeting, as did our attorney, Kyle Fonville.

Mr. Sjolander stated that due to the situation that we are currently in from the decisions and actions made by the previous Executive Director for office space he felt it was a good idea to have a Broker.

Mr. Ritchie asked if we really need to do this right now with everything else going on. Mrs. McDaniel stated that finding space doesn't have to be done this date but to just show that we are taking steps in that direction due to the fact that the previous staff haven't procured space in many years and that is an issue that has arisen on recent TWC monitor reviews.

Mrs. McDaniel stated that due to the very fluid situation with COVID-19 and restrictions starting to be put in place, she has no intention of looking around town in the near future for space and will inform the Broker of that as well but that when restrictions ease and that viewing properties are an option, this will already be in place to move on that.

Mrs. McDaniel also stated that although we only had received one proposal for a broker since there are strict guidelines to be a broker, she isn't concerned as there have been many calls with interest about showing us space. Mrs. McDaniel states that the Broker will assist in finding those spaces for us to look at instead of us trying

to find the space ourselves once it is determined with exactly what our needs are going to be for space accommodations.

Members all agreed for Lisa McDaniel, Executive Director, to notify Lou Eytalis of award for Broker services for new space for the co-location of Vocational Rehabilitation.

The meeting was adjourned at 12:25 pm.

Board Procurement List
5/1/2019 - 4/30/2020

Contractor/Vendor	Purchase date	Total cost	Goods/Services	Type	Since last meeting	12-Month rolling
ZB Promotional Products	11/26/2019	\$ 449.00	Tshirts for Youth Career Fair	Micro		\$ 449.00
Adobe	10/31/2019	\$ 16.23	Acrobat Pro Subscription, 1 mo	Micro		
Adobe	11/30/2019	\$ 16.23	Acrobat Pro Subscription, 1 mo	Micro		
Adobe	12/31/2019	\$ 16.23	Acrobat Pro Subscription, 1 mo	Micro		
Adobe	1/31/2020	\$ 16.23	Acrobat Pro Subscription, 1 mo	Micro	\$ 16.23	
Adobe	2/29/2020	\$ 16.23	Acrobat Pro Subscription, 1 mo	Micro	\$ 16.23	
Adobe	3/31/2020	\$ 16.23	Acrobat Pro Subscription, 1 mo	Micro	\$ 16.23	
Adobe	4/30/2020	\$ 16.23	Acrobat Pro Subscription, 1 mo	Micro	\$ 16.23	\$ 113.61
Amazon	8/28/2019	\$ 107.13	Copier paper	Micro		
Amazon	4/13/2020	\$ 1,016.00	Video Conference Owl	Micro	\$ 1,016.00	
Amazon	9/26/2019	\$ 36.99	Recorder	Micro		\$ 1,160.12
Benchmark	4/28/2020	\$ 5,326.79	Copier	Small	\$ 5,326.79	\$ 5,326.79
Bluehost.com	4/13/2020	\$ 638.27	Web hosting annual renewal	Micro	\$ 638.27	\$ 638.27
Boley Featherston	4/17/2020	\$ 948.87	D & O Insurance	Micro	\$ 948.87	\$ 948.87
Bowie Chamber of Commerce	1/14/2020	\$ 220.00	Membership	Micro	\$ 220.00	\$ 220.00
Bryan Peeler	9/25/2019	\$ 165.00	Security for Youth Career Expo	Micro		\$ 165.00
Builders Lumber	12/28/2019	\$ 3.23	duplicate keys	Micro		\$ 3.23
Burkburnett Chamber of Commerce	1/13/2020	\$ 60.00	Banquet tickets	Micro	\$ 60.00	
Burkburnett Chamber of Commerce	2/24/2020	\$ 75.00	membership	Micro	\$ 75.00	\$ 135.00
Byrd Electric Co	12/9/2019	\$ 800.00	Circuits for Voc Rehab at Galaxy and M	Micro		\$ 800.00
CDW Government Inc	5/20/2019	\$ 1,269.11	Monitors, cartridges, cables	Micro		
CDW Government Inc	6/11/2019	\$ 895.42	HP ProBook laptop	Small		
CDW Government Inc	6/11/2019	\$ 2,795.12	Dell OptiPlex 3060 - 4	Small		
CDW Government Inc	6/11/2019	\$ 38.61	Bluetooth mouse	Micro		
CDW Government Inc	6/25/2019	\$ 58.26	HDMI Cables, HUB	Micro		
CDW Government Inc	7/30/2019	\$ 28.96	Startech Display PT HDMI adaptors	Micro		
CDW Government Inc	7/31/2019	\$ 189.16	MS Surface Pro Dock	Micro		
CDW Government Inc	8/2/2019	\$ 285.37	Dell Dock	Micro		
CDW Government Inc	8/6/2019	\$ 24.82	Video adaptor for Docking station	Micro		
CDW Government Inc	9/19/2019	\$ 8,706.36	Unitrends cloud back up 1 yr.	Small		
CDW Government Inc	10/22/2019	\$ 209.67	Printer	Micro		
CDW Government Inc	10/31/2019	\$ 1,852.35	Monitors for Lab and staff	Micro		
CDW Government Inc	11/19/2019	\$ 6,764.80	Meraki Security Renewal License for Net	Micro		
CDW Government Inc	1/21/2020	\$ 35.34	Printer	Micro	\$ 35.34	
CDW Government Inc	2/28/2020	\$ 15.79	Cables	Micro	\$ 15.79	
CDW Government Inc	4/27/2020	\$ 1,629.11	Surface Pros and keyboard	Micro	\$ 1,629.11	
CDW Government Inc	4/28/2020	\$ 179.81	Keyboard and cover	Micro	\$ 179.81	\$ 24,978.06
Century Tents	10/1/2019	\$ 3,699.60	Youth Career Fair	Small		
Century Tents	11/6/2019	\$ 415.46	Red White You - stanshion and chair re	Micro		\$ 4,115.06
Davis Signs	2/26/2020	\$ 1,320.00	Signage for Board office	Micro	\$ 1,320.00	\$ 1,320.00
Decker Jones PC	9/10/2019	\$ 1,732.60	Lawyer for lease dispute	Small		
Decker Jones PC	11/6/2019	\$ 3,121.48	Lawyer for lease dispute	Small		
Decker Jones PC	1/10/2020	\$ 1,995.03	Lawyer for lease dispute	Small	\$ 1,995.03	\$ 6,849.11
Doodle.com	2/12/2020	\$ 72.00	Meeting scheduler	Micro	\$ 72.00	\$ 72.00
El Chico Cafe	2/19/2020	\$ 416.70	February Board Mtg meals	Micro	\$ 416.70	\$ 416.70
Electra Chamber of Commerce	1/30/2020	\$ 110.00	Membership	Micro	\$ 110.00	\$ 110.00
Empire Paper	2/27/2020	\$ 213.80	Paper office supplies	Micro	\$ 213.80	\$ 213.80
Faronics Technologies	11/1/2019	\$ 2,774.71	Anti-virus Cloud renewal, connector, De	Micro		\$ 2,774.71
Firehouse Subs	9/25/2019	\$ 6,487.00	Lunch--Careers in Texas	Small		
Firehouse Subs	10/27/2019	\$ 385.46	Special Ed. Symposium	Small		\$ 6,872.46
Gallion Consulting	11/15/2019	\$ 6,647.77	Annual maintenance/support for SAFE (Small		\$ 6,647.77
Henrietta/Clay Co Chamber of Commerce	12/11/2019	\$ 55.00	2020 Membership dues-Workforce Solu	Micro		
Henrietta/Clay Co Chamber of Commerce	1/14/2020	\$ 50.00	Membership	Micro	\$ 50.00	\$ 105.00
Home Depot	12/21/2019	\$ 71.74	Moving supplies	Micro		\$ 71.74
Hudson Blueprint	1/22/2020	\$ 115.00	Door signage board office	Micro	\$ 115.00	\$ 115.00
Iowa Park Chamber of Commerce	3/5/2020	\$ 66.00	Membership	Micro	\$ 66.00	\$ 66.00
Jacksboro Chamber of Commerce	1/1/2020	\$ 75.00	Membership	Micro	\$ 75.00	
Jacksboro Chamber of Commerce	1/16/2020	\$ 100.00	Banquet tickets	Micro	\$ 100.00	\$ 175.00
Liberty Mutual Insurance	1/21/2020	\$ 1,695.00	Mobile Unit contents	Micro	\$ 1,695.00	\$ 1,695.00
LogMeIn	8/15/2019	\$ 2,383.20	Annual renewal, service ticket system/r	Micro		

Board Procurement List
5/1/2019 - 4/30/2020

Contractor/Vendor	Purchase date	Total cost	Goods/Services	Type	Since last meeting	12-Month rolling
LogMeIn	10/31/2019	\$ 1,299.99	Subscription to remote access	Micro		\$ 3,683.19
Luby's Cafeteria	5/9/2019	\$ 492.00	41 meals board meeting	Micro		\$ 492.00
Microsoft	7/6/2019	\$ 3,194.29	Office 365 E3 licenses	Small		\$ 3,194.29
Monarch Banquets & Catering	6/27/2019	\$ 465.75	Board meeting meals	Micro		
Monarch Banquets & Catering	8/22/2019	\$ 465.75	Board meeting meals	Micro		\$ 931.50
MSU DCOBA	1/30/2020	\$ 1,400.00	Nonprofit classes	Micro	\$ 1,400.00	\$ 1,400.00
NameCheap.com	3/20/2020	\$ 13.16	Website domain fee	Micro	\$ 13.16	\$ 13.16
Network Solutions	10/7/2019	\$ 34.98	Domain registration renewal 1 yr	Micro		\$ 34.98
NEXGEN WIRING	1/7/2020	\$ 443.21	Board wiring	Micro	\$ 443.21	\$ 443.21
Office Depot	12/11/2019	\$ 67.82	Copier paper for Board packets	Micro		\$ 67.82
On the Border	12/13/2019	\$ 450.64	Board meeting meals	Micro		\$ 450.64
Quannah Chamber of Commerce	2/20/2020	\$ 100.00	Membership	Micro	\$ 100.00	\$ 100.00
RED HAWK HVAC SERVICES	3/9/2020	\$ 3,360.00	A/C unit for board server room.	Micro	\$ 3,360.00	\$ 3,360.00
REV	11/14/2019	\$ 214.00	Transcription services	Micro		
REV	12/11/2019	\$ 71.00	Transcription services	Micro		\$ 285.00
Saint Jo Chamber Commerce	2/20/2020	\$ 50.00	Membership	Micro	\$ 50.00	\$ 50.00
Seymour Chamber of Commerce	1/17/2020	\$ 73.00	Banquet tickets	Micro	\$ 73.00	
Seymour Chamber of Commerce	1/29/2020	\$ 100.00	Membership	Micro	\$ 100.00	\$ 173.00
Shoop's TX Termite	2/28/2020	\$ 75.00	Pest control	Micro	\$ 75.00	\$ 75.00
Smashballon	4/23/2020	\$ 49.00	Custom FaceBook Feed	Micro	\$ 49.00	\$ 49.00
Solid Border	8/6/2019	\$ 680.00	ESET protections renewal 1 yr.	Micro		\$ 680.00
Southern Computer Warehouse	8/15/2019	\$ 21.56	Cables	Micro		
Southern Computer Warehouse	9/11/2019	\$ 208.02	2 Battery Backups Cyberpower UPS 100	Micro		
Southern Computer Warehouse	9/19/2019	\$ 31,911.00	50 Dell OptiPlex 300 3060	Small		
Southern Computer Warehouse	11/4/2019	\$ 11.06	Label tape for label maker	Micro		
Southern Computer Warehouse	11/25/2019	\$ 1,272.57	Computer set up for K Ball	Micro		
Southern Computer Warehouse	11/25/2019	\$ 25.50	Bluetooth mouse	Micro		
Southern Computer Warehouse	11/25/2019	\$ 264.14	Monitors	Micro		
Southern Computer Warehouse	12/3/2019	\$ 10.90	cables	Micro		
Southern Computer Warehouse	12/31/2019	\$ 224.00	Cables for refresh project	Micro		
Southern Computer Warehouse	1/8/2020	\$ 49.26	HDMI Cables	Micro	\$ 49.26	
Southern Computer Warehouse	1/16/2020	\$ 461.81	Printer for Board	Micro	\$ 461.81	
Southern Computer Warehouse	1/17/2020	\$ 1,501.02	Laptops for Center	Micro	\$ 1,501.02	
Southern Computer Warehouse	2/13/2020	\$ 825.58	Printer cartridges	Micro	\$ 825.58	
Southern Computer Warehouse	2/20/2020	\$ 1,134.29	Surface, keyboard, cover, cables	Micro	\$ 1,134.29	
Southern Computer Warehouse	3/2/2020	\$ 30.50	Cables	Micro	\$ 30.50	
Southern Computer Warehouse	4/1/2020	\$ 889.98	Surface	Micro	\$ 889.98	
Southern Computer Warehouse	4/1/2020	\$ 34.76	Keyboard/mouse	Micro	\$ 34.76	
Southern Computer Warehouse	4/1/2020	\$ 106.83	Cover	Micro	\$ 106.83	\$ 38,982.78
State of Texas CO-OP membership	8/12/2019	\$ 100.00	TXSmartBuy membership	Micro		\$ 100.00
Steve Fontenot	9/25/2019	\$ 165.00	Security for Youth Career Expo	Micro		\$ 165.00
TexAirCon	12/24/2019	\$ 250.00	Asbestos sample analysis	Micro		\$ 250.00
Texas Best Meats	10/24/2019	\$ 540.00	BBQ meal for 45 people	Micro		\$ 540.00
The Hartford	1/21/2020	\$ 2,326.00	Auto Insurance Van	Micro	\$ 2,326.00	
The Hartford	2/7/2020	\$ 946.00	Business Owner	Micro	\$ 946.00	\$ 3,272.00
United Market Street	9/25/2019	\$ 371.96	Breakfast--Careers in Texas	Micro		\$ 371.96
WARREN FONVILLE PLLC	2/3/2020	\$ 187.50	Lawyer for lease dispute	Small	\$ 187.50	
WARREN FONVILLE PLLC	2/28/2020	\$ 3,987.50	Lawyer for lease dispute	Small	\$ 3,987.50	
WARREN FONVILLE PLLC	4/1/2020	\$ 1,412.50	Lawyer for lease dispute	Small	\$ 1,412.50	\$ 5,587.50
WF Chamber of Commerce & Industry	1/29/2020	\$ 90.00	Banquet tickets	Micro	\$ 90.00	
WF Chamber of Commerce & Industry	4/1/2020	\$ 2,500.00	Membership Chairman level	Micro	\$ 2,500.00	\$ 2,590.00
WF Human Resource Mgmt	1/1/2020	\$ 60.00		Micro	\$ 60.00	\$ 60.00
Wilson Office Supply	7/16/2019	\$ 52.68	Received and date stamps	Micro		
Wilson Office Supply	7/31/2019	\$ 667.08	Desk chairs, floor mats	Micro		\$ 719.76
Work Services Corp	12/2/2019	\$ 400.00	Rental space for December Board meet	Micro		\$ 400.00
Total purchases					\$ 38,645.33	\$ 135,079.09

CORRECTION: TWC guidance updated in January 2020 - purchase method limits raised to Micro \$10,000 and Small \$250,000.
DIR vendors on TX Comptrollers website

Currently this list does not include most leases, travel, training cost, or telecommunications

BOARD SUMMARY REPORT - CONTRACTED MEASURES

Year-to-Date Performance Periods*

BOARD NAME: NORTH TEXAS

FINAL RELEASE
As Originally Published 6/10/2020
APRIL 2020 REPORT

Status Summary		With Positive Performance (+P):	Meeting Performance (MP):	With Negative Performance (-P):	% +P & MP											
Contracted Measures		6	7	2	86.67%											
Source Notes	Measure	Status	% Current Target	Current Target	EOY Target	Current Perf.	Prior Year End	2 Years Ago YE	YTD Num	YTD Den	QTR 1	QTR 2	QTR 3	QTR 4	From	To

Reemployment and Employer Engagement Measures

TWC	Claimant Reemployment within 10 Weeks	n/a	n/a	n/a	69.38%	N/L	N/L	62.70%	N/L	N/L	N/L	N/L	N/L	N/L	7/19	1/20
1																
	# of Employers Receiving Workforce Assistance	N/L	N/L	---	---	N/L	N/L	1,438	N/L	N/L	N/L	N/L	N/L	N/L	10/19	4/20
1																

1. In August 2019, TWC implemented a replacement for its WorkInTexas.com online labor exchange system. Unfortunately, TWC is currently unable to connect employer service data across the old and new systems, which prevents us from accurately reporting performance at this time. When the issue is resolved, we will begin reporting this measure again.

Program Participation Measures

TWC	Choices Full Work Rate - All Family Total	-P	84.22%	80.00%	50.00%	42.11%	50.20%	53.63%	17	52.41%	41.08%	14.29%		10/19	4/20
2									40						
TWC	Avg # Children Served Per Day - Combined	MP	98.67%	1,080	1,080	1,044	1,007	871	159,787	1,053	1,039	1,035		10/19	4/20
3									153						

3. In April 2020, TWC started a special short-term, Covid-19-related child care program to serve the children of Essential Workers who might not normally qualify for subsidized child care. This care is not included in the April MPR but will begin to be reported in the May MPR at which time, the April MPR will be updated to reflect this care.

WIOA Outcome Measures

LBB-K	Employed/Enrolled Q2 Post Exit - C&T Participants	MP	100.49%	89.00%	89.00%	69.34%	71.46%	70.50%	3,797	70.40%	68.33%	69.09%		7/18	3/19
									5,476						
LBB-K	Employed/Enrolled Q2-Q4 Post Exit - C&T Participants	MP	101.75%	84.00%	84.00%	85.47%	86.01%	85.53%	3,806	85.35%	86.12%	84.94%		1/18	9/18
									4,453						
TWC	Median Earnings Q2 Post Exit - C&T Participants	MP	104.06%	\$5,018.00	\$5,018.00	\$5,221.80	\$5,209.80	\$4,904.58	n/a	\$4,834.75	\$5,294.53	\$5,510.76		7/18	3/19
									3,483						
LBB-K	Credential Rate - C&T Participants	+P	151.05%	60.00%	60.00%	90.63%	85.56%	80.00%	29	100.00%	90.00%	89.47%		1/18	9/18
									32						
DOL-C	Employed Q2 Post Exit - Adult	MP	98.77%	90.00%	90.00%	88.89%	89.74%	87.10%	18	85.71%	100.00%	n/a		7/18	3/19
									18						
DOL-C	Employed Q4 Post Exit - Adult	MP	100.86%	83.90%	83.90%	84.62%	91.38%	81.67%	22	100.00%	75.00%	85.71%		1/18	9/18
									26						
DOL-C	Median Earnings Q2 Post Exit - Adult	---	---	---	---	\$7,101.59	\$7,181.62	\$5,877.14	n/a	\$6,706.70	\$7,614.27	n/a		7/18	3/19
									16						
DOL-C	Credential Rate - Adult	+P	121.06%	79.30%	79.30%	96.00%	87.50%	76.74%	24	100.00%	100.00%	92.66%		1/18	9/18
									28						
DOL-C	Employed Q2 Post Exit - DW	+P	125.00%	80.00%	80.00%	100.00%	91.67%	90.00%	3	100.00%	100.00%	n/a		7/18	3/19
									3						
DOL-C	Employed Q4 Post Exit - DW	+P	111.11%	90.00%	90.00%	100.00%	91.30%	91.67%	2	n/a	n/a	100.00%		1/18	9/18
									2						
DOL-C	Median Earnings Q2 Post Exit - DW	---	---	---	---	\$5,830.45	\$8,868.00	\$9,262.12	n/a	\$14,477.60	\$5,141.23	n/a		7/18	3/19
									3						

Note: In some cases historic data not available at time of original publication (such as when a new measure is created) has been added to the MPR retroactively to allow trend analysis.

BOARD SUMMARY REPORT - CONTRACTED MEASURES

Year-to-Date Performance Periods*

BOARD NAME: NORTH TEXAS

FINAL RELEASE
As Originally Published 6/10/2020
APRIL 2020 REPORT

Source Notes	Measure	Status	% Current Target	Current Target	EOY Target	Current Perf.	Prior Year End	2 Years Ago YE	YTD Num YTD Den	QTR 1	QTR 2	QTR 3	QTR 4	From	To
-----------------	---------	--------	---------------------	-------------------	---------------	------------------	-------------------	-------------------	--------------------	-------	-------	-------	-------	------	----

WIOA Outcome Measures

DOL-C	Credential Rate – DW	-P	57.01%	87.70%	87.70%	50.00%	95.45%	91.67%	$\frac{1}{2}$	n/a	n/a	50.00%		1/18	9/18
DOL-C	Employed/Enrolled Q2 Post Exit – Youth	MP	106.46%	83.50%	83.50%	86.89%	83.33%	86.89%	$\frac{8}{9}$	100.00%	100.00%	66.67%		7/18	3/19
DOL-C	Employed/Enrolled Q4 Post Exit – Youth	+P	118.72%	73.70%	73.70%	87.50%	78.38%	78.96%	$\frac{7}{8}$	66.67%	100.00%	100.00%		1/18	9/18
DOL-C	Credential Rate – Youth	+P	126.90%	78.80%	78.80%	100.00%	85.00%	82.76%	$\frac{4}{4}$	n/a	100.00%	100.00%		1/18	9/18

Note: In some cases historic data not available at time of original publication (such as when a new measure is created) has been added to the MPR retroactively to allow trend analysis.

BOARD SUMMARY REPORT - CONTRACTED MEASURES

Rolling Performance Periods*

BOARD NAME: NORTH TEXAS

FINAL RELEASE
As Originally Published 6/10/2020
APRIL 2020 REPORT

Status Summary		With Positive Performance (+P):	Meeting Performance (MP):	With Negative Performance (-P):	% +P & MP										
Contracted Measures		5	8	2	86.67%										
Source Notes	Measure	Status	% Current Target	Current Target	EOY Target	Current Perf.	One Year Earlier	Two Years Earlier	YTD Num YTD Den	QTR 1	QTR 2	QTR 3	QTR 4	From	To

Reemployment and Employer Engagement Measures

TWC	Claimant Reemployment within 10 Weeks	n/a	n/a	n/a	59.38%	N/L	N/L	62.78%	N/L	N/L	N/L	N/L	N/L	2/19	1/20
1															
	# of Employers Receiving Workforce Assistance	N/L	N/L	---	---	N/L	N/L	1,474	N/L	N/L	N/L	N/L	N/L	5/19	4/20
1															

1. In August 2019, TWC implemented a replacement for its WorkInTexas.com online labor exchange system. Unfortunately, TWC is currently unable to connect employer service data across the old and new systems, which prevents us from accurately reporting performance at this time. When the issue is resolved, we will begin reporting this measure again.

Program Participation Measures

TWC	Choices Full Work Rate - All Family Total	-P	90.62%	49.05%	50.00%	44.45%	47.18%	58.84%	16	49.56%	46.55%	53.52%	28.06%	5/19	4/20
2									36						
TWC	Avg # Children Served Per Day - Combined	MP	96.03%	1,067	1,080	1,046	923	900	274,091	1,062	1,035	1,055	1,032	5/19	4/20
3									262						

3. In April 2020, TWC started a special short-term, Covid-19-related child care program to serve the children of Essential Workers who might not normally qualify for subsidized child care. This care is not included in the April MPR but will begin to be reported in the May MPR at which time, the April MPR will be updated to reflect this care.

WIOA Outcome Measures

LBB-K	Employed/Enrolled Q2 Post Exit - C&T Participants	MP	100.38%	69.26%	69.00%	69.52%	n/a	70.44%	5,231	70.02%	70.40%	68.33%	69.09%	4/18	3/19
									7,524						
LBB-K	Employed/Enrolled Q2-Q4 Post Exit - C&T Participants	MP	101.31%	84.49%	84.00%	85.60%	n/a	85.41%	5,183	85.96%	85.35%	86.12%	84.94%	10/17	9/18
									6,055						
TWC	Median Earnings Q2 Post Exit - C&T Participants	MP	104.54%	\$5,060.18	\$5,018.00	\$5,289.81	n/a	\$4,967.01	n/a	\$5,461.39	\$4,834.75	\$5,294.53	\$5,510.76	4/18	3/19
									4,793						
LBB-K	Credential Rate - C&T Participants	+P	134.20%	65.00%	60.00%	87.23%	n/a	75.00%	41	80.00%	100.00%	90.00%	89.47%	10/17	9/18
									47						
DOL-C	Employed Q2 Post Exit - Adult	MP	96.15%	80.00%	90.00%	76.92%	n/a	80.77%	20	50.00%	85.71%	100.00%	n/a	4/18	3/19
									26						
DOL-C	Employed Q4 Post Exit - Adult	MP	102.06%	87.93%	83.90%	89.74%	n/a	81.03%	35	100.00%	100.00%	75.00%	85.71%	10/17	9/18
									39						
DOL-C	Median Earnings Q2 Post Exit - Adult	---	---	---	---	\$7,101.59	n/a	\$5,886.60	n/a	\$7,874.90	\$6,706.70	\$7,614.27	n/a	4/18	3/19
									20						
DOL-C	Credential Rate - Adult	+P	115.04%	79.48%	79.30%	91.43%	n/a	70.73%	32	80.00%	100.00%	100.00%	92.86%	10/17	9/18
									35						
DOL-C	Employed Q2 Post Exit - DW	+P	117.65%	85.00%	80.00%	100.00%	n/a	90.00%	3	n/a	100.00%	100.00%	n/a	4/18	3/19
									3						
DOL-C	Employed Q4 Post Exit - DW	MP	108.11%	92.50%	90.00%	100.00%	n/a	90.48%	5	100.00%	n/a	n/a	100.00%	10/17	9/18
									5						
DOL-C	Median Earnings Q2 Post Exit - DW	---	---	---	---	\$5,830.45	n/a	\$7,517.44	n/a	\$4,790.33	\$14,477.60	\$5,141.23	n/a	4/18	3/19
									3						

Note: In some cases historic data not available at time of original publication (such as when a new measure is created) has been added to the MPR retroactively to allow trend analysis.

BOARD SUMMARY REPORT - CONTRACTED MEASURES

Rolling Performance Periods*

BOARD NAME: NORTH TEXAS

FINAL RELEASE
As Originally Published 6/10/2020
APRIL 2020 REPORT

Source Notes	Measure	Status	% Current Target	Current Target	EOY Target	Current Perf.	One Year Earlier	Two Years Earlier	YTD Num YTD Den	QTR 1	QTR 2	QTR 3	QTR 4	From	To
-----------------	---------	--------	---------------------	-------------------	---------------	------------------	---------------------	----------------------	--------------------	-------	-------	-------	-------	------	----

WIOA Outcome Measures

DOL-C	Credential Rate – DW	-P	88.13%	90.78%	87.70%	80.00%	n/a	88.89%	4 5	100.00%	n/a	n/a	50.00%	10/17	9/18
DOL-C	Employed/Enrolled Q2 Post Exit – Youth	MP	103.74%	87.63%	83.50%	90.91%	n/a	86.79%	10 11	100.00%	100.00%	100.00%	66.67%	4/18	3/19
DOL-C	Employed/Enrolled Q4 Post Exit – Youth	+P	113.73%	71.94%	73.70%	81.82%	n/a	80.00%	9 11	66.67%	66.67%	100.00%	100.00%	10/17	9/18
DOL-C	Credential Rate – Youth	+P	118.91%	84.10%	78.80%	100.00%	n/a	81.82%	5 5	100.00%	n/a	100.00%	100.00%	10/17	9/18

Note: In some cases historic data not available at time of original publication (such as when a new measure is created) has been added to the MPR retroactively to allow trend analysis.

AT-A-GLANCE COMPARISON - BOARD CONTRACTED MEASURES

Percent of Target (Year-to-Date Performance Periods)

FINAL RELEASE
As Originally Published 6/10/2020
APRIL 2020 REPORT

Green = +P White = MP Yellow = MP but At Risk Red = -P

Board	Reemployment and Employer Engagement		Participation		WIOA Outcome Measures															Total Measures				
					C&T Participants				Adult				DW				Youth							
					Choics Full Work Rate-All Family Total	Avg # Children Svd Per Day-Combined	Empl/Enrolled Q2 Post-Exit	Empl/Enrolled Q2-Q4 Post-Exit	Median Earnings Q2 Post-Exit	Credential Rate	Employed Q2 Post-Exit	Employed Q4 Post-Exit	Median Earnings Q2 Post-Exit	Credential Rate	Employed Q2 Post-Exit	Employed Q4 Post-Exit	Median Earnings Q2 Post-Exit	Credential Rate	Empl/Enrolled Q2 Post-Exit				Empl/Enrolled Q4 Post-Exit	Credential Rate
Alamo	n/a	n/a	104.92%	98.12%	103.36%	102.89%	112.38%	127.78%	100.96%	101.01%	n/a	98.22%	98.19%	93.33%	n/a	110.84%	95.11%	99.88%	117.19%	4	11	0	100%	
Borderplex	n/a	n/a	91.36%	95.62%	98.77%	98.79%	109.06%	136.02%	101.65%	98.13%	n/a	112.86%	97.75%	102.48%	n/a	105.96%	95.21%	98.34%	147.48%	4	10	1	93%	
Brazos Valley	n/a	n/a	95.42%	93.55%	100.16%	96.80%	104.70%	114.62%	99.24%	95.47%	n/a	84.44%	114.68%	102.75%	n/a	112.78%	118.97%	90.86%	104.17%	4	9	2	87%	
Cameron	n/a	n/a	93.94%	106.97%	107.68%	100.58%	109.96%	132.63%	91.67%	99.70%	n/a	101.83%	95.34%	87.72%	n/a	92.59%	95.45%	94.62%	74.02%	4	8	3	80%	
Capital Area	n/a	n/a	89.84%	100.80%	104.72%	103.82%	110.27%	130.12%	109.95%	97.36%	n/a	116.08%	105.19%	99.38%	n/a	111.11%	117.18%	105.84%	105.75%	5	9	1	93%	
Central Texas	n/a	n/a	105.40%	99.67%	93.54%	99.63%	105.80%	110.50%	101.01%	103.15%	n/a	130.99%	97.76%	92.59%	n/a	110.12%	94.18%	89.95%	83.47%	5	7	3	80%	
Coastal Bend	n/a	n/a	88.64%	105.06%	101.74%	101.27%	109.20%	85.87%	108.64%	98.54%	n/a	80.07%	93.36%	100.52%	n/a	84.57%	101.35%	97.46%	91.58%	2	9	4	73%	
Concho Valley	n/a	n/a	80.80%	99.30%	104.16%	99.76%	97.48%	139.53%	84.78%	105.50%	n/a	97.56%	119.24%	92.81%	n/a	112.99%	120.86%	88.64%	89.55%	4	7	4	73%	
Dallas	n/a	n/a	86.24%	100.87%	100.20%	100.83%	107.73%	131.25%	94.85%	89.70%	n/a	107.13%	97.66%	90.37%	n/a	93.02%	96.28%	97.60%	124.55%	3	10	2	87%	
Deep East	n/a	n/a	83.40%	96.89%	101.03%	97.98%	109.83%	141.38%	90.96%	89.68%	n/a	76.14%	86.63%	86.97%	n/a	119.92%	98.24%	99.56%	95.36%	3	7	5	67%	
East Texas	n/a	n/a	88.48%	91.95%	103.46%	100.96%	106.82%	127.40%	104.02%	89.07%	n/a	93.52%	95.68%	99.50%	n/a	110.36%	105.30%	103.12%	111.96%	4	9	2	87%	
Golden Cresce	n/a	n/a	106.04%	96.66%	109.12%	104.85%	116.02%	126.78%	103.36%	98.68%	n/a	99.73%	100.58%	100.52%	n/a	94.26%	84.07%	120.21%	152.44%	6	8	1	93%	
Gulf Coast	n/a	n/a	90.34%	94.77%	95.97%	98.58%	106.52%	109.52%	96.21%	92.96%	n/a	95.40%	86.98%	81.91%	n/a	78.45%	94.41%	96.06%	119.32%	3	7	5	67%	
Heart of Texas	n/a	n/a	102.66%	96.17%	104.77%	101.19%	102.09%	113.33%	110.89%	125.63%	n/a	89.49%	103.12%	110.42%	n/a	74.08%	112.95%	101.37%	86.29%	5	7	3	80%	
Lower Rio	n/a	n/a	98.24%	104.90%	107.80%	98.95%	106.36%	134.18%	95.76%	100.24%	n/a	107.48%	100.69%	95.68%	n/a	97.22%	97.01%	99.78%	87.10%	3	11	1	93%	
Middle Rio	n/a	n/a	83.50%	102.12%	102.97%	96.57%	101.11%	150.80%	91.71%	97.62%	n/a	94.19%	118.06%	101.01%	n/a	111.11%	98.98%	100.04%	122.97%	4	10	1	93%	
North Central	n/a	n/a	87.36%	97.94%	98.43%	102.49%	116.92%	117.42%	98.44%	96.40%	n/a	88.02%	97.97%	98.46%	n/a	97.06%	103.81%	106.73%	125.98%	3	10	2	87%	
North East	n/a	n/a	89.56%	102.73%	98.51%	101.15%	106.04%	120.12%	111.00%	109.85%	n/a	112.18%	94.52%	107.68%	n/a	79.37%	99.80%	94.88%	95.18%	4	9	2	87%	
North Texas	n/a	n/a	84.22%	96.67%	100.49%	101.75%	104.06%	151.05%	88.77%	100.86%	n/a	121.06%	125.00%	111.11%	n/a	57.01%	106.46%	118.72%	126.90%	6	7	2	87%	
Panhandle	n/a	n/a	115.10%	98.97%	103.90%	102.74%	107.48%	136.12%	109.41%	100.68%	n/a	96.27%	106.33%	112.10%	n/a	120.05%	99.32%	111.82%	94.00%	6	9	0	100%	
Permian Basin	n/a	n/a	80.76%	99.42%	106.28%	100.23%	105.95%	124.30%	81.99%	81.87%	n/a	104.17%	120.63%	95.23%	n/a	68.89%	102.65%	122.55%	0.00%	5	5	5	67%	
Rural Capital	n/a	n/a	94.48%	99.71%	104.10%	105.06%	112.49%	138.15%	98.24%	101.20%	n/a	111.86%	107.68%	98.64%	n/a	111.11%	97.49%	100.55%	117.57%	6	8	1	93%	
South Plains	n/a	n/a	81.48%	103.77%	102.04%	99.04%	104.69%	141.55%	103.80%	110.96%	n/a	92.68%	120.52%	105.27%	n/a	105.82%	119.76%	120.21%	137.15%	6	8	1	93%	
South Texas	n/a	n/a	103.26%	99.36%	96.99%	101.52%	92.83%	155.80%	94.86%	112.08%	n/a	111.86%	114.42%	111.73%	n/a	131.58%	125.50%	112.20%	110.96%	9	5	1	93%	
Southeast	n/a	n/a	80.30%	98.42%	103.51%	97.74%	101.45%	122.95%	100.10%	107.11%	n/a	103.59%	106.74%	100.67%	n/a	119.30%	98.81%	97.65%	111.04%	3	11	1	93%	
Tarrant	n/a	n/a	82.68%	97.97%	101.17%	101.81%	112.79%	126.78%	95.89%	92.64%	n/a	90.67%	90.52%	95.80%	n/a	85.71%	89.85%	89.12%	75.22%	2	8	5	87%	
Texoma	n/a	n/a	87.22%	102.24%	103.52%	103.17%	104.78%	140.00%	91.62%	105.95%	n/a	107.52%	114.42%	111.11%	n/a	120.00%	98.37%	96.05%	94.95%	4	10	1	93%	
West Central	n/a	n/a	89.58%	100.58%	97.94%	98.75%	101.93%	113.63%	104.47%	83.37%	n/a	93.09%	103.41%	73.43%	n/a	111.11%	96.43%	111.37%	0.00%	3	8	4	73%	
+P	0	0	3	2	4	1	16	27	2	3	0	7	8	5	0	14	6	7	13				120	
MP	0	0	5	23	23	27	9	0	24	21	0	16	18	19	0	7	20	18	7				237	
-P	0	0	20	3	1	0	1	1	2	4	0	5	2	4	0	7	2	3	8				63	
% MP & +P	N/A	N/A	29%	89%	98%	100%	98%	96%	93%	86%	N/A	82%	93%	86%	N/A	75%	93%	89%	71%				85%	
From			10/19	10/19	7/18	1/18	7/18	1/18	7/18	1/18		1/18	7/18	1/18		1/18	7/18	1/18	1/18				From	
To			4/20	4/20	3/19	9/18	3/19	9/18	3/19	9/18		9/18	3/19	9/18		9/18	3/19	9/18	9/18				To	

AT-A-GLANCE COMPARISON - BOARD CONTRACTED MEASURES

Percent of Target (Rolling Performance Periods)

FINAL RELEASE
As Originally Published 6/10/2020
APRIL 2020 REPORT

Green = +P White = MP Yellow = MP but At Risk Red = -P

Board	Reemployment and Employer Engagement		Participation		WIOA Outcome Measures															Total Measures			
			Choices Full Work Rate-All Family Total	Avg # Children Svd Per Day-Combined	C&T Participants				Adult				DW				Youth						
	Empl/Enrolled Q2 Post-Exit	Empl/Enrolled Q2-Q4 Post-Exit			Median Earnings Q2 Post-Exit	Credential Rate	Employed Q2 Post-Exit	Employed Q4 Post-Exit	Median Earnings Q2 Post-Exit	Credential Rate	Employed Q2 Post-Exit	Employed Q4 Post-Exit	Median Earnings Q2 Post-Exit	Credential Rate	Empl/Enrolled Q2 Post-Exit	Empl/Enrolled Q4 Post-Exit	Credential Rate						
	Cmnt ReEmpl within 10 Weeks	Emplys Rog Wildc Assiat	Empl/Enrolled Q2 Post-Exit	Empl/Enrolled Q2-Q4 Post-Exit	Median Earnings Q2 Post-Exit	Credential Rate	Employed Q2 Post-Exit	Employed Q4 Post-Exit	Median Earnings Q2 Post-Exit	Credential Rate	Employed Q2 Post-Exit	Employed Q4 Post-Exit	Median Earnings Q2 Post-Exit	Credential Rate	Empl/Enrolled Q2 Post-Exit	Empl/Enrolled Q4 Post-Exit	Credential Rate	+P	MP	-P	% MP & +P		
Alamo	n/a	n/a	102.59%	99.49%	102.51%	102.17%	111.74%	119.49%	100.84%	102.43%	n/a	98.87%	99.02%	94.90%	n/a	107.12%	96.33%	99.27%	110.57%	3	12	0	100%
Borderplex	n/a	n/a	95.19%	97.45%	99.07%	99.83%	107.86%	125.27%	101.60%	96.94%	n/a	109.36%	99.07%	101.31%	n/a	104.23%	96.36%	98.73%	134.15%	3	12	0	100%
Brazos Valley	n/a	n/a	97.13%	96.21%	100.17%	99.00%	104.11%	112.08%	100.21%	96.44%	n/a	88.24%	104.82%	102.20%	n/a	100.62%	113.68%	91.43%	102.42%	2	12	1	93%
Cameron	n/a	n/a	95.20%	104.99%	108.03%	100.42%	111.48%	121.60%	92.15%	100.01%	n/a	101.21%	94.65%	90.81%	n/a	94.01%	97.34%	95.73%	79.24%	3	11	1	93%
Capital Area	n/a	n/a	94.25%	100.50%	103.49%	102.89%	108.37%	120.23%	107.59%	98.20%	n/a	108.55%	103.93%	98.67%	n/a	106.78%	112.04%	104.88%	105.97%	3	11	1	93%
Central Texas	n/a	n/a	102.89%	99.82%	95.10%	99.74%	105.44%	108.63%	101.05%	103.19%	n/a	126.08%	96.23%	94.52%	n/a	116.41%	94.56%	90.08%	83.47%	4	10	1	93%
Coastal Bend	n/a	n/a	93.73%	103.00%	101.31%	100.96%	108.80%	90.51%	106.80%	99.52%	n/a	85.53%	95.44%	100.18%	n/a	87.61%	101.12%	96.64%	115.65%	2	9	4	73%
Concho Valley	n/a	n/a	87.77%	99.59%	103.15%	99.86%	100.66%	127.17%	90.51%	105.87%	n/a	102.84%	113.82%	96.67%	n/a	105.85%	112.46%	90.64%	91.08%	3	11	1	93%
Dallas	n/a	n/a	92.02%	100.47%	100.14%	100.66%	108.25%	121.77%	96.22%	91.64%	n/a	105.16%	98.06%	92.28%	n/a	94.66%	97.22%	98.15%	115.85%	3	11	1	93%
Deep East	n/a	n/a	90.81%	98.16%	100.79%	98.55%	107.43%	131.31%	93.21%	87.81%	n/a	75.87%	89.18%	90.60%	n/a	115.26%	98.55%	99.29%	89.41%	3	7	5	67%
East Texas	n/a	n/a	93.16%	95.33%	102.52%	100.72%	105.47%	120.53%	103.12%	99.45%	n/a	94.42%	97.07%	100.77%	n/a	107.28%	102.25%	102.28%	104.97%	2	12	1	93%
Golden Cresco	n/a	n/a	103.13%	98.04%	106.70%	103.59%	115.53%	122.87%	102.15%	95.77%	n/a	103.56%	101.89%	100.99%	n/a	96.54%	94.70%	113.87%	134.77%	6	10	0	100%
Gulf Coast	n/a	n/a	84.34%	95.94%	96.95%	98.93%	106.94%	107.25%	97.15%	94.51%	n/a	97.05%	89.37%	83.24%	n/a	81.29%	95.77%	86.41%	115.46%	3	8	4	73%
Heart of Texas	n/a	n/a	101.52%	97.70%	103.56%	100.86%	105.89%	107.69%	109.05%	118.06%	n/a	89.46%	102.25%	106.94%	n/a	78.13%	112.39%	100.70%	86.79%	4	8	3	80%
Lower Rio	n/a	n/a	98.07%	102.76%	105.68%	99.18%	105.40%	123.78%	96.80%	102.04%	n/a	105.52%	100.40%	96.62%	n/a	97.86%	97.71%	99.14%	91.03%	3	12	0	100%
Middle Rio	n/a	n/a	90.06%	101.27%	102.21%	97.40%	103.37%	134.06%	92.25%	97.96%	n/a	96.57%	117.20%	100.90%	n/a	108.11%	97.28%	99.53%	119.45%	3	11	1	93%
North Central	n/a	n/a	93.07%	98.77%	97.46%	101.84%	113.80%	112.51%	98.54%	97.40%	n/a	91.16%	98.38%	98.60%	n/a	97.86%	102.32%	105.31%	127.74%	3	11	1	93%
North East	n/a	n/a	94.24%	101.49%	98.88%	100.88%	103.87%	114.22%	109.44%	102.18%	n/a	100.93%	96.68%	104.39%	n/a	83.68%	99.10%	96.09%	96.75%	1	12	2	87%
North Texas	n/a	n/a	90.62%	98.03%	100.38%	101.31%	104.54%	134.20%	96.15%	102.08%	n/a	115.04%	117.65%	108.11%	n/a	88.13%	103.74%	113.73%	118.91%	5	8	2	87%
Panhandle	n/a	n/a	107.89%	99.39%	102.88%	102.05%	107.89%	124.53%	106.80%	100.60%	n/a	97.27%	107.01%	107.09%	n/a	114.31%	99.41%	106.21%	96.78%	4	11	0	100%
Permian Basin	n/a	n/a	88.96%	99.61%	104.64%	100.17%	105.48%	116.07%	85.92%	89.43%	n/a	102.89%	112.67%	99.34%	n/a	85.14%	102.70%	116.30%	42.89%	4	6	5	67%
Rural Capital	n/a	n/a	96.96%	99.85%	103.09%	103.75%	110.87%	125.73%	99.40%	100.96%	n/a	104.74%	105.66%	98.14%	n/a	108.11%	98.07%	100.43%	111.56%	3	12	0	100%
South Plains	n/a	n/a	88.77%	102.14%	101.55%	99.24%	105.47%	129.23%	102.62%	108.13%	n/a	93.50%	113.33%	104.35%	n/a	104.42%	121.62%	112.13%	136.10%	6	8	1	93%
South Texas	n/a	n/a	101.80%	99.62%	97.83%	101.12%	97.98%	146.61%	100.56%	106.40%	n/a	108.64%	110.44%	108.54%	n/a	122.17%	118.13%	102.65%	110.96%	5	10	0	100%
Southeast	n/a	n/a	87.95%	99.11%	102.52%	98.25%	103.75%	116.87%	95.81%	104.92%	n/a	102.67%	103.60%	100.21%	n/a	111.59%	100.09%	98.17%	108.57%	2	12	1	93%
Tarrant	n/a	n/a	89.77%	98.77%	100.83%	101.33%	111.26%	118.78%	97.19%	94.70%	n/a	92.65%	93.19%	97.51%	n/a	88.47%	92.12%	91.61%	79.14%	2	10	3	80%
Texoma	n/a	n/a	92.92%	101.42%	102.61%	102.36%	105.73%	128.19%	97.65%	104.84%	n/a	103.95%	110.44%	108.11%	n/a	114.29%	100.59%	96.78%	101.28%	4	10	1	93%
West Central	n/a	n/a	94.13%	100.29%	98.47%	99.01%	101.88%	111.70%	108.50%	90.46%	n/a	95.54%	103.74%	81.04%	n/a	108.11%	96.13%	108.08%	84.56%	1	11	3	80%
+P	0	0	1	0	3	0	20	27	0	1	0	2	7	0	0	6	6	4	12				89
MP	0	0	10	28	25	28	8	0	27	26	0	22	19	26	0	15	22	24	9				288
-P	0	0	17	0	0	0	0	1	1	2	0	4	2	2	0	7	0	0	7				43
% MP & +P	N/A	N/A	39%	100%	100%	100%	100%	96%	96%	93%	N/A	86%	93%	93%	N/A	75%	100%	100%	75%				90%
From			5/19	5/19	4/18	10/17	4/18	10/17	4/18	10/17		10/17	4/18	10/17		10/17	4/18	10/17	10/17				From
To			4/20	4/20	3/19	9/18	3/19	9/18	3/19	9/18		9/18	3/19	9/18		9/18	3/19	9/18	9/18				To



May 2020

Customers Served by County in May

Fund	Archer	Baylor	Clay	Cottle	Foard	Hardeman	Jack	Montague	Wichita	Wilbarger	Young	Other	Total	Oct 2019 - Apr 2020
WIOA Youth	0	0	0	0	0	0	0	1	8	0	0	0	9	9
WIOA AD/DW	1	1	1	0	0	0	0	0	25	0	1	0	29	44
ES	6	6	5	1	0	11	8	23	249	40	17	297	663	3388
Vets	1	1	0	0	0	0	0	1	34	2	0	0	39	246
TAA	0	0	0	0	0	0	0	0	0	0	0	0	0	0
TANF/Choices	0	0	0	0	0	0	0	0	26	0	0	0	26	110
SNAP E&T	0	0	0	0	0	0	0	0	1	0	0	0	1	157
WIT ES	48	7	60	5	1	35	73	214	1556	118	155	300	2572	6977
WIT Vets	5	0	11	0	0	2	2	14	138	8	11	17	208	701
Total	61	15	77	6	1	48	83	253	2037	168	184	614	3547	11632

WIT Entered Employment

77 Placements + 10 Went to work = 87 Total
Entered Employment for May, 2020

Employers Served by County in May

Outreach

Archer	64
Baylor	26
Clay	24
Cottle	1
Foard	4
Hardeman	13
Jack	161
Montague	39
Wichita	118
Wilbarger	28
Young	268

746
TOTAL

Job Orders

Archer	0
Baylor	8
Clay	0
Cottle	2
Foard	2
Hardeman	2
Jack	14
Montague	0
Wichita	27
Wilbarger	9
Young	0

64
TOTAL

Rural Outreach-WIOA

Beginning the last week in May we improved the documentation of WIOA outreach in the rural communities. Our WIOA Youth Case Manager is dedicated to outreaching schools, libraries, city halls, churches, non-profits, and other community organizations in the rural communities. We started documenting these efforts on May 25, 2020.

Outreach

Archer	6
Baylor	2
Clay	10
Cottle	1
Foard	2
Hardeman	3
Jack	3
Montague	8
Wilbarger	2
Young	3

40
TOTAL

Job Fairs

What is a Drive-Through Job Fair?

- No-contact bag delivery
- Each employer will have a one-page flyer in the bags



Drive Through Job Fair in Nebraska

Upcoming Drive-Through Job Fairs

Tuesday, June 30, 2020, 9a-11a, in Archer County

Tuesday, July 14, 2020, 9a-11a, in Clay County

April-May Job Fair Results



County: Wichita and Wilbarger
1 Employer
130 Job Seekers



County: Jack
1 Employer
1 Job Seeker



County: Clay, Jack, Montague, Wichita,
Wilbarger, Young
6 Employers
26 Job Seekers

Virtual Services

- We are providing services virtually, via phone, email, and internet.
- We have signs posted on our door that say we are here to help virtually.
- Our voicemail has been updated to instruct customers to leave a message and staff will return their call.



Employers

- Virtual rapid response services are being offered to all impacted employers.
- Job postings are being created for employers that are still hiring.

Job Seekers

- Many job seekers are seeking help in filing for unemployment. We are calling customers back the same day. Staff are providing the unemployment website and phone number.
- We are also collecting customer names and contact number for all those need a password or PIN reset. This data is shared with the board and forwarded to the state.

Rapid Response

- Local employers affected: 224
- Job Seekers provided Rapid Response service (04/09-06/15/20): 932

Virtual Workshops

Name of Workshop
Interview Workshop
Virtual Job Fair Interview Workshop
Services Overview
How to Find Jobs in WorkInTexas.com
Resume Workshop
Create a Skype Account Workshop
Virtual Job Fair Interview

Virtual Orientations

Name of Orientation
WIOA Orientation
SNAP Orientation
Choices Orientation



Re-Opening

- Offices will be re-opened in stages and will align with the reinstatement of UI work search requirements.
- Virtual services will still be provided.
- Offices will open for *appointments only* at 25% capacity.
 - Appointments will be limited to one-hour increments.
- There will be no public restrooms available to customers.

Health and Safety

- 6-foot social distancing will be enforced.
 - No in-person meetings.
- Staff will be required to complete a self-screening each day before coming to work.
 - No-touch thermometers have also been purchased for each office.

Cleaning

- Hand sanitizing stations will be placed throughout each center.
- Staff will clean their work area throughout the day and after each customer.
- Disinfecting wipes have been purchased for each center.
- A cleaning solution of Biodet ND32 mixed with water is available.

Personal Protective Equipment

- Masks will be highly encouraged.
 - Staff have access to at least two fabric face masks (to allow for cleaning).
 - Paper masks have been purchased for customers.
- Safety goggles and gloves have been purchased for staff use.
- Staff will be trained in the proper use of PPE.

Signage

- We have signs posted on our door that say we are here to help virtually.
- The following information will be covered with signage in the centers:
 - Proper use of PPE
 - Hygiene best practices (i.e. cover your cough, wash your hands etc.)
 - How to clean and disinfect
 - The reason for our frequent cleaning
 - COVID-19 symptoms
 - High-risk categories (as determined by the CDC)



Customer Feedback

“

***I am speechless...
That would be an
absolute blessing...
there is no way
that I could afford
another laptop
right now. You
guys really are
angels in this
craziness.***”

CUSTOMER

WIOA

COMMENT



WIOA@ntxworksolutions.org • 940.322.1801 press option 6

Workforce Solutions North Texas is an equal opportunity employer program. Auxiliary aids and services are available upon request to individuals with disabilities.
Relay Texas: (800) 735-2568 (TDD) or (800) 735-2568 (Voice) or 711.




“

***Wow! I'm very impressed that you
responded to my email and lightening
fast! You are extremely helpful and have
reduced my stress level today. Thank you
and I hope you have a great day.***”

Customer

comment

Offices in: Bowie 940.872.2424 • Graham 940.549.6363 • Vernon 940.562.9381 • Wichita Falls 940.322.1801 job seekers press 2 employers press 3




A proud partner of the American Job Center

“Tom, thank you so very much for all your help today! You are truly a life saver. Thank you and to everyone of your colleagues for working so hard to help people like me. ”

Customer
comment

Offices in: Bowie 940.872.2424 • Graham 940.549.6363 • Vernon 940.552.9381 • Wichita Falls 940.322.1801 job seekers press 2 employers press 3




A proud partner of the American Job Center

“I live [outside the area], but I always call your office because you guys are so nice. Thank you, Tammy, for all your help. ”

Customer
comment

Offices in: Bowie 940.872.2424 • Graham 940.549.6363 • Vernon 940.552.9381 • Wichita Falls 940.322.1801 job seekers press 2 employers press 3



A proud partner of the American Job Center

“Thank you, Maria, for returning my call and helping me understand how to apply for unemployment. I had so much frustration trying to apply for benefits...I appreciate you and Workforce Solutions North Texas.”

Customer
comment

Offices in: Bowie 940.872.2424 • Graham 940.549.6363 • Vernon 940.552.9381 • Wichita Falls 940.322.1801 job seekers press 2 employers press 3

Child Care

June 2020 Board Report

Accessibility to Child Care Services & Staff

Child Care services are being provided via phone, online/website portals/email, and USPS.

Paperwork drop-off access

- A drop-box has been installed by the front entrance for clients to drop off their paperwork.

Telephone

- Our multi-line phone system has been transferred off-site and Child Care staff answer all calls as normal. Caller information is skyped to the applicable staff member and the client/provider is called back immediately.



Web-Portals

- Web Portals are located on our website for both clients and providers.
- Both portals contain areas where clients and providers can upload documentation, report changes, print forms, access staff emails, and stay informed of the latest Child Care program updates.

COVID-19 Child Care Services

Temporary Child Care Services for Essential Worker children

- Additional funding allowed for Essential Workers to apply for services online, with elevated income limits, shortened application and limited eligibility criteria.
- Essential Worker applications were processed within 24-hours and clients were able to utilize child care services immediately.
- Child Care staff placed 514 children in less than 30 days.

Financial Relief for Child Care Clients

- Families receiving child care services were relieved of their monthly Parent Share of Cost (PSOC) for the months of April and May 2020.
- All Parent Share of Cost was paid to the child care providers through Workforce Solutions.

Financial Relief for Child Care Providers

- Child Care Providers began receiving weekly bonuses effective April 1, 2020 that are still ongoing.
- Each open child care center receives an additional 25% of their weekly reimbursements through directly deposit every Monday.



WORKFORCE SOLUTIONS

 NORTH TEXAS

Child Care

County	Children in Care May-20	Children on the Wait list May-20
Archer	35	0
Baylor	33	0
Clay	32	3
Cottle	0	0
Foard	2	0
Hardeman	0	0
Jack	49	9
Montague	46	7
Wichita	1368	132
Wilbarger	32	14
Young	81	8
Total	1678	173

Children in care

Number of children in care as of June 1, 2020 = 1,634, reflecting an increase of 30% since April 1, 2020.
 ≈500 (30%) of those children reside outside of Wichita Falls city limits.

-Of the 1,634 children in care, 514 are children of Essential Workers and will receive child care at no cost through mid-August 2020.

Effective 5/12/2020, the Child Care office has stopped placing new children and is currently accepting applications for the waiting list.

Total expenditures for May 2020= \$833,210.60

Ongoing Projects

- **Playground Equipment and Shade Structures** are being installed in 17 child care centers across the 11-county region. Installation is expected to be completed by end of June 2020.
 - Six (6) child care centers are receiving shade structures over their outdoor Infant/Toddler play area.
 - Eleven (11) child care centers are receiving new Infant/Toddler Playground equipment.
- Plans for the **Rural Resource Libraries** are complete, and procurement is scheduled to begin in late June/ early July 2020.

Fifteen (15) rural, licensed child care centers will receive a resource library with all new books, shelving and seating for all age groups served.



Child Care

Re-Opening

- The Child Care office will re-open in stages with minimal staff on-site and will follow guidance as received from the Texas Workforce Commission and Workforce Solutions Board Office.
- Virtual services will be provided until further notice.
- Upon re-opening, clients will be seen by *appointment only*.
 - Appointments will be limited to one person per staff member in 30-minute increments.
- There will be no public restrooms available to customers.

Health and Safety

- 6-foot social distancing will be enforced.
- Staff will be required to complete a self-screening each day before coming to work.

Cleaning

- Hand sanitizing stations will be placed throughout the office.
- Staff will clean their work area throughout the day and after each client.
- Disinfecting wipes have been purchased for each office.
- A cleaning solution of Biodet ND32 mixed with water is available.

Personal Protective Equipment

- Masks will be highly encouraged for staff and clients.
- Gloves have been purchased for staff use.
- Staff will be trained in the proper use of PPE.

Signage

- The Front Entrance has signs to inform clients of our availability.
- Signage informs clients of hours of operation, contact phone numbers and website address.
- Additional signage is posted on both entrances informing clients of:
 - Proper PPE practices
 - Hygiene best practices (i.e. cover your cough, wash your hands etc.)
 - How to clean and disinfect
 - Disinfecting frequency
 - COVID-19 symptoms
 - High-risk categories (as determined by the CDC)