



A proud partner of the [americanjobcenter](#) network

1501 Midwestern Pkwy, Suite 101  
Wichita Falls, Texas 76302  
Phone: 940.767.1432  
Fax: 940.322.2683  
[www.ntxworksolutions.org](http://www.ntxworksolutions.org)

---

## Workforce Solutions Board Meeting Agenda

---

April 19, 2022

Members of the Workforce Solutions North Texas Workforce Development Board will meet on **THURSDAY, April 28, 2022** at 12:00 pm (noon) via Zoom.

**In-person attendance** will be at the Nortex Regional Planning Commission Conference Room, 4309 Old Jacksboro Hwy, Suite 200 in Wichita Falls.

**Virtual attendance** requires registration no later than 12:00 pm, April 28<sup>th</sup>, to be granted access to the Zoom meeting. Please register at link below.

<https://us06web.zoom.us/meeting/register/tZcrdegrqTojE9w8nDZPvw2vpVzrMaYCAqAp>

After registering, you will receive a confirmation email containing information about joining the meeting.

### AGENDA

1. Call to Order
2. Roll Call
3. Public Comment
4. Declaration of Conflict of Interest
5. Consent Agenda Items: Action Requested
  - a) Approval of March 3, 2022 Board Meeting Minutes (Pg.3)

Note - Full Board meeting recordings are posted to the board website at <https://ntxworksolutions.org/board-meetings/>

6. Committee Reports
  - a) Monitoring Committee
    - TWC Reports and 2022 Exit (Pgs. 6-15)
    - Choices TAP (Pg.16-18)
    - RFP2022-008 Workforce Solutions Child Care Services
    - Procurement Report
  - b) Youth Advisory Committee



A proud partner of the [americanjobcenter](#) network

1501 Midwestern Pkwy, Suite 101  
Wichita Falls, Texas 76302  
Phone: 940.767.1432  
Fax: 940.322.2683  
[www.ntxworksolutions.org](http://www.ntxworksolutions.org)

7. Executive Director Report
  - a) 2022.03 Grant Spending Report (Pg.19)
  - b) VR Co-location Update
  - c) Big Blue Lawsuit Update
  
8. Updates:
  - a) Workforce Solutions Workforce Center (Pgs. 20-32)
  - b) Workforce Solutions Child Care Services (Pgs. 33-34)
  - c) Rapid Response Coordinator (Pgs. 35-36)
  
9. Announcements – Next Board meeting on June 23, 2022
  
10. Adjourn

The Workforce Solutions North Texas Board reserves the right to adjourn into executive session at any time during this meeting to discuss any of the matters listed above, as authorized by Texas Government Code Sections 551.071 (Consultation with Attorney), 551.072 (Deliberations about Real Property), 551.073 (Deliberations about Gifts and Donations), 551.074 (Personnel Matters), 551.076 (Deliberations about Security Devices).

The facility is wheelchair accessible and accessible parking spaces are available. Individuals who require auxiliary aids or services for this meeting should contact the Workforce Solutions Board Office at (940) 767-1432 at least two days before the meeting so that the appropriate arrangements can be made.

---

## Workforce Solutions North Texas Board Meeting Minutes

---

March 3, 2022, 12:00 PM

**I. Call to order**

Madam Chairman, Kristin Morris, called the Workforce Solutions North Texas Board Meeting to order at 12:05 PM.

**II. Roll Call**

*Members present (in person or via Zoom):* Mary Aranda, Michael Blevins, Leslie Chalmers, Billy Clark, Tracey Jennings, Synthia Kirby, Anthony Louis, Kristin Morris, Debbie Powell, Glenda Ramsey, Mileasha Rizan, Crystal Sanders, Rhonda Schreiber, Dirk Welch, Linda Whitaker, and Julie Young.

Madam Chairman, Kristin Morris, noted a quorum of members present.

*Members not present:* Toni Alonzo, Marsha Anderson, Taylor Davis, Darren Francis, Keri Goins, Steve Holloway, Lee Harvey, Brandon Litteken, Michelle Nelson, Lee Ritchie Jr., and Jim Sjolander.

*Guests present:* Kendra Ball, Ebonie Batts, Leneva Clark, David Dohme, Moneisa Downs, Leslee Escobedo, Scott Essary, Karen Fite, Josie Gonzalez, Judge Woodrow Gossom, Ginger Hannah, Scotty Henderson, Sharon Hulcy, Lisa McDaniel, Crystal Ojeda, Brenda Roland, Darla Silva, Debra Thomas, Lyka Walton, and Dennis Wilde.

**III. Declaration of Conflict of Interest (COI)**

None declared.

**IV. Approval of Minutes**

- Billy Clark made the motion and Synthia Kirby seconded to accept the minutes from the Board Meeting held on December 9, 2021, and the minutes from the Special Board Meeting held on January 14, 2022. 15 in favor, 1 did not vote.

**V. Committee Reports**

• **Monitoring Committee**

Sharon Hulcy reports the fiscal monitor Diaz Smith and Associates provided a report with good news, there was one issue that was resolved with Rolling Plains, and there were no disallowed costs or other issues. Equus is currently undergoing their review, thus far no issues or disallowed costs have been noted. The Program Monitor, Richard Rogers, is currently reviewing there were no findings or disallows costs. Child Care and the Workforce Center continue to complete reviews with their sub-recipient, there have been no findings or disallowed costs on their behalf. Sharon reviewed the report for the procurement list for 2021 by vendor and asked if there are any questions, please reach out to the board office.

• **Youth Advisory Committee Update**

Brenda Roland reports during their morning meeting they discussed coordination of outreach activities in the community, as well as the student hire-ability 3-year action plan she is currently working on with coordination from partner agencies. Career Education Center will have a Virtual Job Fair on May 6<sup>th</sup>, that the Workforce Center will be also participating in and have a table there.

- **Executive Director Report** – Lisa McDaniel updated the Board on the following:
  - **Grant Spending Report** – Mrs. McDaniel discussed a few items on the grant report, she explained the Military Family Support grant has a balance of -2%. Lisa McDaniel stated the monies were overspent, however, there are unrestricted funds that will be moved over to correct the negative balance. The Board Service Award grant is now listed on the report.
  - **Childcare RFP** – Lisa McDaniel asked the board members to volunteer to review the potential contracts for the upcoming Child Care RFP. The RFP will be posted for 30 days starting at the end of March. Mrs. McDaniel will need 3 to 5 board members to review. Anthony Louis, Taylor Davis, Rhonda Schreiber, and Mileasha Rizan volunteered.
  - **Additional Childcare Funding** – Report will be given from Childcare Director
  - **Rural Library Project** – Lisa McDaniel reported there have been 20 computers, monitors with cameras, and headsets purchased and are being distributed by June 1<sup>st</sup>. Due to covid and staff absences, and inclement weather there have been some delays with this project. There’s funding left from the grant; Crystal Ojeda is researching other ways the monies can be spent. Glenda Ramsey asked what type of libraries, Crystal replied they are for rural public libraries. Judge Gossom asked, would connectivity be a problem in the rural areas? Lisa McDaniel replied that they have come a long way when the mobile unit goes out into those areas there are not any issues with connectivity. IT manager will work with the libraries in the rural areas to see if there is a gap we could fill in the area of concern for connectivity. Thus far in the many visits with the Librarians across the counties, there is a need for this equipment to enhance services to the areas and much excitement around this project from those who have provided information of needs. Staff will continue to work with the counties to ensure each Library that needs equipment will have it for customers that need to job search, complete job applications, and other resources available to them to further their efforts in meeting the workforce needs.
  - **Galaxy** – Mrs. McDaniel states the lease for Galaxy has been signed; the architect will be meeting with Lisa McDaniel to look at material selections such as carpet, paint, and tile. The construction will be in different phases, Mrs. McDaniel asked for a specific timeline due to staff working while the renovation is taking place. The logistics haven’t been worked out as of yet for the timeline but Mrs. McDaniel states that the Architect, building owner, and herself will all work to ensure staff are able to continue to work with minimal interruption as possible, but also expects there to be some instances where offices will need to be moved and areas of construction that will interfere with current space. Again, all parties will work together to ensure the best for everyone in order to meet construction deadlines.
  - **Website Project** – Lisa McDaniel reported that Kendra Ball and Lyka Walton are working with Hoegger Communications to revamp our Board website. We will be able to continue to use our current website until the final project is complete, and the expected completion time will be in a couple of months.
  
- A. **Workforce Solutions Workforce Center** – Crystal Ojeda reports her team has been busy. They have had nine hiring events over the past month. North Texas State Hospital has had 3 hiring events totaling 85 job seekers, 5 of those were veterans; Texas Department of Criminal Justice had 6 job seekers and 4 job offers; Sevita had 11 job seekers; the City of Wichita Falls had 56 job seekers and 23 job offers; Tower Extrusions had 11 job seekers, 3 of those were veterans, and they interviewed 4 people. Crystal shared an insert from the Workforce Re\$ource Blog. Crystal Collins was a former Choices customer and is now an employee with Workforce Solutions North Texas and the blog gives the story of her success with our services and how far she has come. Mrs. Ojeda reported also they are at 93.49% on their customer survey results and explained that these results are shared with staff as kudos and also review for any areas of concern they need to address. Crystal also reported that her team also visited Forestburg ISD to provide presentations and resume building to their students.
  
- B. **Workforce Solutions Child Care** – Leslee Escobedo reports TWC has approved an additional \$1 billion for the Child Care Relief Fund to help centers stabilize, grow, and rebuild. Texas Rising Star has updated its logo, and anything with the previous logo should not be used. Leslee is going to contact Mrs. Walton to get the old logo


updated. Leslee Escobedo states the commissioners approved a modification of the SIR Plan, due to all the funds that did not get used. Mrs. Escobedo reports they currently have 15 students in classes at Vernon College campus in Wichita Falls.

- C. ***Unemployment and Rapid Response*** – Kendra Ball reported on the trends of the unemployment rate from 2019 – 2021 for the different counties in this area, and the graphs and items are located in the board packet.

VI. **Announcements** – Next board meeting is April 28, 2022.

VII. **Adjournment**

Madam Chairman, Kristin Morris adjourned the meeting at 1:06 PM.

  
Glenda Ramsey  
Secretary

# Texas Workforce Commission

A Member of Texas Workforce Solutions

Bryan Daniel, Chairman  
Commissioner Representing  
the Public

Julian Alvarez  
Commissioner Representing  
Labor

Aaron Demerson  
Commissioner Representing  
Employers

Edward Serna  
Executive Director

## Report #21.03.0001

March 7, 2022

Lisa McDaniel, Executive Director  
Workforce Solutions North Texas  
1501 Midwestern Pkwy, Suite 101  
Wichita Falls, Texas 76302

Dear Ms. McDaniel:

Our review of the programs administered by Workforce Solutions North Texas indicates that controls exist to support proper administration of fiscal and program operating systems.

We conducted the review the week of June 18, 2021, and reviewed Child Care Services, Choices (employment services for Temporary Assistance for Needy Families), Employment Services, Workforce Innovation and Opportunities Act programs administered by the Board. The review covered the period April 1, 2020, to March 31, 2021, and included tests of transactions and fiscal and program controls.

We appreciate the cooperation and assistance you and your staff provided throughout the review. Should you have any questions, please contact me at (512) 936-3612.

Sincerely,



Mary B. Millan, Director of Field Operations  
Subrecipient Monitoring  
Division of Fraud Deterrence and Compliance Monitoring

cc: Kristin Morris, Chair, Workforce Solutions North Texas  
Gwendolyn Jones, Regional Program Manager, U. S. Department of Health and Human Services  
Deborah Daniels, Program Specialist, U. S. Department of Health and Human Services  
Alisa Matthews, Program Specialist, U. S. Department of Health and Human Services  
Nicholas E. Lalpui, Regional Administrator, Employment and Training Administration, USDOL  
M. Frank Stluka, Regional Director, Office of State Systems, Employment and Training Administration, USDOL  
Bryan Daniel, Chairman and Commissioner Representing the Public, TWC  
Julian Alvarez, III, Commissioner Representing Labor, TWC  
Aaron Demerson, Commissioner Representing Employers, TWC  
Edward Serna, Executive Director, TWC  
Randy Townsend, Deputy Executive Director, TWC  
Courtney Arbour, Director, Division of Workforce Development, TWC  
Reagan Miller, Director, Division of Child Care and Early Learning, TWC  
Charles E. Ross, Jr., Director, Division of Fraud Deterrence and Compliance Monitoring, TWC  
Chris Nelson, Chief Financial Officer, TWC  
Adam Leonard, Director, Division of Information, Innovation and Insight, TWC

# Texas Workforce Commission

A Member of Texas Workforce Solutions

**Report #21.03.0001**

March 7, 2022

Lisa McDaniel, Executive Director  
Workforce Solutions North Texas  
1501 Midwestern Pkwy, Suite 101  
Wichita Falls, Texas 76302

Bryan Daniel, Chairman  
Commissioner Representing  
the Public

Julian Alvarez  
Commissioner Representing  
Labor

Aaron Demerson  
Commissioner Representing  
Employers

Edward Serna  
Executive Director

Dear Ms. McDaniel:

Our review of the Supplemental Nutrition Assistance Program Employment and Training program administered by Workforce Solutions North Texas indicates fiscal and program systems are effectively managed.

The review covered the period April 1, 2020, through March 31, 2021, and included tests of transactions and fiscal and program controls.

We appreciate the cooperation and assistance you and your staff provided throughout the review. Should you have any questions, please contact me at (512) 936-3612.

Sincerely,



Mary B. Millan, Director of Field Operations  
Subrecipient Monitoring  
Division of Fraud Deterrence and Compliance Monitoring

cc: Kristin Morris, Chair, Workforce Solutions North Texas  
Gwendolyn Jones, Regional Program Manager, U. S. Department of Health and Human Services  
Deborah Daniels, Program Specialist, U. S. Department of Health and Human Services  
Alisa Matthews, Program Specialist, U. S. Department of Health and Human Services  
Bryan Daniel, Chairman and Commissioner Representing the Public, TWC  
Julian Alvarez, III, Commissioner Representing Labor, TWC  
Aaron Demerson, Commissioner Representing Employers, TWC  
Edward Serna, Executive Director, TWC  
Randy Townsend, Deputy Executive Director, TWC  
Courtney Arbour, Director, Division of Workforce Development, TWC  
Charles E. Ross, Jr., Director, Division of Fraud Deterrence and Compliance Monitoring, TWC  
Chris Nelson, Chief Financial Officer, TWC  
Adam Leonard, Director, Division of Information, Innovation and Insight, TWC

# Texas Workforce Commission

A Member of Texas Workforce Solutions

Bryan Daniel, Chairman  
Commissioner Representing  
the Public

Julian Alvarez  
Commissioner Representing  
Labor

Aaron Demerson  
Commissioner Representing  
Employers

Edward Serna  
Executive Director

March 7, 2022

Lisa McDaniel, Executive Director  
Workforce Solutions North Texas  
1501 Midwestern Pkwy, Suite 101  
Wichita Falls, Texas 76302

Dear Ms. McDaniel:

We recently completed data validation testing of the Workforce Innovation and Opportunity Act (WIOA) program for the State of Texas, as administered by Workforce Solutions North Texas. Data validation is required by the U.S. Department of Labor Employment and Training Administration Training and Development Guidance Letter 07-18, "Guidance for Validating Jointly Required Performance Data Submitted under the Workforce Innovation and Opportunity Act (WIOA)," and Workforce Development Letter 27-19, "State Data Validation Requirements". It is a process for verifying data elements in client records by comparing them to source documentation to ensure compliance with federal requirements and appropriateness of fund use. This data validation initiative was conducted to ensure the accuracy of data collected and reported to United States Department of Labor (USDOL) for the Fiscal Year 2020.

Attached is a Summary Report that outlines the results for each program tested in your area. The scope of review was from July 1, 2019, through June 30, 2020.

We appreciate the support of you and your staff and look forward to our continuing partnership to ensure the quality of the data reported by the State of Texas.

Sincerely,



Mary B. Millan, Director of Field Operations  
Subrecipient Monitoring  
Division of Fraud Deterrence and Compliance Monitoring

# Data Validation Results Report

PY2021 Data Validation Results for North Texas Board (3)



## WIOA Adult

### Assessment

| Field Description                          | Records Tested  | Records Unmet   | Unmet Percentage    |
|--|-----------------|-----------------|---------------------|
| Type of Recognized Credential (WIOA)       | 3               | 0               | 0%                  |
| Date Attained Recognized Credential (WIOA) | 3               | 0               | 0%                  |
| <b><i>SUB TOTALS</i></b>                   | <b><i>6</i></b> | <b><i>0</i></b> | <b><i>0.00%</i></b> |
|  |                 |                 |                     |

### Characteristics

| Field Description                         | Records Tested  | Records Unmet   | Unmet Percentage    |
|---|-----------------|-----------------|---------------------|
| Date of Birth (WIOA)                      | 4               | 0               | 0%                  |
| Employment Status at Program Entry (WIOA) | 1               | 0               | 0%                  |
| Low Income Status at Program Entry (WIOA) | 3               | 0               | 0%                  |
| <b><i>SUB TOTALS</i></b>                  | <b><i>8</i></b> | <b><i>0</i></b> | <b><i>0.00%</i></b> |
|   |                 |                 |                     |

### Education

| Field Description   | Records Tested  | Records Unmet   | Unmet Percentage    |
|---|-----------------|-----------------|---------------------|
| Highest Educational Level Completed at Program Entry (WIOA) | 4               | 0               | 0%                  |
| School Status at Program Entry (WIOA)                       | 4               | 0               | 0%                  |
| <b><i>SUB TOTALS</i></b>                                    | <b><i>8</i></b> | <b><i>0</i></b> | <b><i>0.00%</i></b> |
|   |                 |                 |                     |

### Service Tracking

| Field Description                  | Records Tested  | Records Unmet   | Unmet Percentage    |
|------------------------------------|-----------------|-----------------|---------------------|
| Type of Training Service #1 (WIOA) | 3               | 0               | 0%                  |
| <b><i>SUB TOTALS</i></b>           | <b><i>3</i></b> | <b><i>0</i></b> | <b><i>0.00%</i></b> |
|                                    |                 |                 |                     |

### Training

| Field Description            | Records Tested  | Records Unmet   | Unmet Percentage    |
|------------------------------|-----------------|-----------------|---------------------|
| Date of Program Entry (WIOA) | 4               | 0               | 0%                  |
| Date of Program Exit (WIOA)  | 4               | 0               | 0%                  |
| <b><i>SUB TOTALS</i></b>     | <b><i>8</i></b> | <b><i>0</i></b> | <b><i>0.00%</i></b> |
|                              |                 |                 |                     |

## WIOA Dislocated Worker

### Assessment

| Field Description                          | Records Tested  | Records Unmet   | Unmet Percentage    |
|--|-----------------|-----------------|---------------------|
| Type of Recognized Credential (WIOA)       | 1               | 0               | 0%                  |
| Date Attained Recognized Credential (WIOA) | 1               | 0               | 0%                  |
| <b><i>SUB TOTALS</i></b>                   | <b><i>2</i></b> | <b><i>0</i></b> | <b><i>0.00%</i></b> |
|  |                 |                 |                     |

### Characteristics

| Field Description          | Records Tested  | Records Unmet   | Unmet Percentage    |
|----------------------------|-----------------|-----------------|---------------------|
| Date of Birth (WIOA)       | 1               | 0               | 0%                  |
| Date of Actual Dislocation | 1               | 0               | 0%                  |
| <b><i>SUB TOTALS</i></b>   | <b><i>2</i></b> | <b><i>0</i></b> | <b><i>0.00%</i></b> |
|                            |                 |                 |                     |

### Education

| Field Description   | Records Tested  | Records Unmet   | Unmet Percentage    |
|---|-----------------|-----------------|---------------------|
| Highest Educational Level Completed at Program Entry (WIOA) | 1               | 0               | 0%                  |
| School Status at Program Entry (WIOA)                       | 1               | 0               | 0%                  |
| <b><i>SUB TOTALS</i></b>                                    | <b><i>2</i></b> | <b><i>0</i></b> | <b><i>0.00%</i></b> |
|   |                 |                 |                     |

### Service Tracking

| Field Description                  | Records Tested  | Records Unmet   | Unmet Percentage    |
|------------------------------------|-----------------|-----------------|---------------------|
| Type of Training Service #1 (WIOA) | 1               | 0               | 0%                  |
| <b><i>SUB TOTALS</i></b>           | <b><i>1</i></b> | <b><i>0</i></b> | <b><i>0.00%</i></b> |
|                                    |                 |                 |                     |

### Training

| Field Description            | Records Tested  | Records Unmet   | Unmet Percentage    |
|------------------------------|-----------------|-----------------|---------------------|
| Date of Program Entry (WIOA) | 1               | 0               | 0%                  |
| Date of Program Exit (WIOA)  | 1               | 0               | 0%                  |
| <b><i>SUB TOTALS</i></b>     | <b><i>2</i></b> | <b><i>0</i></b> | <b><i>0.00%</i></b> |
|                              |                 |                 |                     |

## WIOA Youth

### Assessment

| Field Description                             | Records Tested   | Records Unmet   | Unmet Percentage    |
|---|------------------|-----------------|---------------------|
| Type of Recognized Credential (WIOA)          | 1                | 0               | 0%                  |
| Date Attained Recognized Credential (WIOA)    | 1                | 0               | 0%                  |
| Type of Recognized Credential #2 (WIOA)       | 1                | 0               | 0%                  |
| Date Attained Recognized Credential #2 (WIOA) | 1                | 1               | 100%                |
| Category of Assessment #1                     | 1                | 0               | 0%                  |
| Date of Pre-Test Score #1                     | 1                | 0               | 0%                  |
| Pre-Test Score #1                             | 1                | 0               | 0%                  |
| Category of Assessment #2                     | 1                | 0               | 0%                  |
| Date of Pre-Test Score #2                     | 1                | 0               | 0%                  |
| Pre-Test Score #2                             | 1                | 0               | 0%                  |
| Category of Assessment #3                     | 1                | 0               | 0%                  |
| Date of Pre-Test Score #3                     | 1                | 0               | 0%                  |
| Pre-Test Score #3                             | 1                | 0               | 0%                  |
| <b><i>SUB TOTALS</i></b>                      | <b><i>13</i></b> | <b><i>1</i></b> | <b><i>7.70%</i></b> |
|   |                  |                 |                     |

### Characteristics

| Field Description                         | Records Tested   | Records Unmet   | Unmet Percentage    |
|---|------------------|-----------------|---------------------|
| Date of Birth (WIOA)                      | 4                | 0               | 0%                  |
| Individual with a Disability (WIOA)       | 4                | 0               | 0%                  |
| Employment Status at Program Entry (WIOA) | 2                | 0               | 0%                  |
| Pregnant or Parenting Youth               | 1                | 0               | 0%                  |
| Low Income Status at Program Entry (WIOA) | 2                | 0               | 0%                  |
| <b><i>SUB TOTALS</i></b>                  | <b><i>13</i></b> | <b><i>0</i></b> | <b><i>0.00%</i></b> |
|   |                  |                 |                     |

### Education

| Field Description   | Records Tested  | Records Unmet   | Unmet Percentage    |
|---|-----------------|-----------------|---------------------|
| Highest Educational Level Completed at Program Entry (WIOA) | 3               | 0               | 0%                  |
| School Status at Program Entry (WIOA)                       | 4               | 0               | 0%                  |
| <b><i>SUB TOTALS</i></b>                                    | <b><i>7</i></b> | <b><i>0</i></b> | <b><i>0.00%</i></b> |
|   |                 |                 |                     |

### Service Tracking

| Field Description                  | Records Tested  | Records Unmet   | Unmet Percentage    |
|------------------------------------|-----------------|-----------------|---------------------|
| Type of Training Service #1 (WIOA) | 2               | 0               | 0%                  |
| <b><i>SUB TOTALS</i></b>           | <b><i>2</i></b> | <b><i>0</i></b> | <b><i>0.00%</i></b> |
|                                    |                 |                 |                     |

Training

| Field Description            | Records Tested  | Records Unmet   | Unmet Percentage    |
|------------------------------|-----------------|-----------------|---------------------|
| Date of Program Entry (WIOA) | 4               | 0               | 0%                  |
| Date of Program Exit (WIOA)  | 4               | 0               | 0%                  |
| <b><i>SUB TOTALS</i></b>     | <b><i>8</i></b> | <b><i>0</i></b> | <b><i>0.00%</i></b> |
|                              |                 |                 |                     |

---

---

**To:** Board's Staff, Other Representatives, & TWC Monitoring Team  
**From:** Lanette McHazlett Sanchez, Project Manager  
**Date:** April 14, 2022  
**Time:** 4:00 pm  
**RE:** Exit Conference Report with the Workforce Solutions North Texas

---

---

### **I. Introductions & Sign-In:**

Please enter your name, title, and department in Teams "Chat Box" section. Please distinguish between Board or subrecipient.

### **II. Scope**

The scope of this review encompassed the program year beginning April 1, 2021, through January 31, 2022.

### **III. Issues and Documentation**

#### Disbursements

In one transaction, 20 meals were purchased for a Board meeting for which 9 attendees RSVP'd. There were 10 attendees present at the actual meeting. This may result in potential questioned costs.

#### WIOA Memorandum of Understanding and Infrastructure Agreements (MOU/IFA)

The Board does not conduct reconciliations on the costs outlined in an SCSEP and AEL partner's IFA budget against actual costs.

Additionally, the Board did not provide adequate calculation documentation to support de minimis costs for a separate SCSEP partner. The MOU/IFA for this partner also did not describe the process to be used between partners to resolve issues during the MOUs duration when consensus cannot be reached.

Issues and potential questioned costs identified in this report may require additional research regarding the status as findings and the final amount of costs. Therefore, we will continue communications with Board staff, as necessary, after our return to Austin. If circumstances warrant, an issue may be removed from this review and addressed in a subsequent special review.

### **IV. Reporting Process:**

You will receive a report of our findings, if any, upon completion of our fieldwork. The Executive Director (or appropriate representative for non-Board reviews) will be provided a courtesy copy of the final report twenty-four (24) hours prior to its dissemination. If the review results in no issues identified, a management letter will be issued, and the review closed. (40 T.A.C. 802.65(a))

### **V. Resolution Process:**

After issuance of the monitoring report, TWC Audit Resolution will issue you an Initial Resolution Notification regarding administrative findings and questioned costs noted in the report. The monitored entity will have 45 calendar days from the issuance of the Initial Resolution Notification to respond. (40 T.A.C. 802.65(b)(1) and (2)).

Administrative Findings: If administrative findings are resolved based on the responses to the Initial Resolution

Notification, a monitoring closure letter is issued. (40 T.A.C. 802.65(b)(1)(A)). Unresolved administrative findings remain open; TWC's Audit Resolution Department will continue to work with the monitored entity until the next scheduled review to ensure follow-up. ((40 T.A.C. 802.65(b)(1)(B))

Questioned Costs: If questioned costs are resolved based on the responses to the Initial Resolution Notification, a monitoring closure letter is issued. (40 T.A.C. 802.65(b)(2)(A)). Unresolved questioned costs will result in the issuance of an Initial Determination. (40 T.A.C. 802.65(b)(2)(B)).

## VI. Special Requests:

Special requests for or any of the following areas can be facilitated by the Subrecipient Monitoring Department or in conjunction with other departments.

**A.** Monitoring Technical Assistance – For monitoring tools, procedures and training: informal or formal.

Contact person is: Alma I. Gonzalez, Training Coordinator/Monitoring TA

Telephone: (512) 936-2513; Fax: (512) 936-3517

Email: [alma.gonzalez2@twc.texas.gov](mailto:alma.gonzalez2@twc.texas.gov)

**B.** Fiscal Technical Assistance – For answers to financial questions, you may email TWC fiscal technical assistance workgroup at [Fiscal.ta@twc.texas.gov](mailto:Fiscal.ta@twc.texas.gov)

**C.** Program Technical Assistance Requests:

Applicable Contract Manager:

Tangela Niemann [tangela.niemann@twc.texas.gov](mailto:tangela.niemann@twc.texas.gov)

Workforce Policy & Program Assistance:

Email [wfpolicy.clarifications@twc.texas.gov](mailto:wfpolicy.clarifications@twc.texas.gov)

## VII. Customer Service

The Subrecipient Monitoring Department strives to continually improve our processes and procedures. As such, a *Customer Satisfaction Survey* will be provided to the Executive Director. We would greatly appreciate your time in completing the survey and returning it to:

**Charles E. Ross, Jr.**

Director, Division of Fraud Deterrence and Compliance Monitoring

Texas Workforce Commission

101 E. 15<sup>th</sup> Street, Room 556

Austin, TX 78778

[chuck.ross@twc.texas.gov](mailto:chuck.ross@twc.texas.gov)

## VIII. Closing Remarks & Questions

**IX. Acknowledgement**

The purpose of the exit conference report is to provide monitored entities, upon completion of the on-site review, a written record of potential issues and questioned costs which could be included in the monitoring report. It also documents one of our primary goals; assurance that entities we monitor are provided daily feedback, verbally and/or in writing as requested by the entity, throughout the duration of the on-site review.

Signatures below acknowledge that the TWC team gave frequent verbal and written updates on the status of the monitoring visit. It also acknowledges that the Board understands that the issues identified may be written as findings in the TWC Monitoring Report. ***The signature below does not acknowledge agreement or disagreement with the issues noted, merely that the issues and potential questioned costs were communicated during the course of the review.***

\_\_\_\_\_  
Executive Director or Designee

\_\_\_\_\_  
Date

Lanette McHazlett Sanchez

4/14/2022

\_\_\_\_\_  
TWC SRM Project Manager

\_\_\_\_\_  
Date

  
\_\_\_\_\_

\_\_\_\_\_  
Date

**Charles E. Ross, Jr.**  
Director, Division of Fraud Deterrence and Compliance Monitoring  
Texas Workforce Commission



**Program Name:** Choices      **If Other:** \_\_\_\_\_  
**Reason for TAP:** Not meeting Choices Full Engagement Measure of 50% YTD for 4 months

---

**Board Contact:**  
 Name: Sharon Hulcy  
 Telephone: 940-280-2048  
 E-mail: Sharon.hulcy@ntxworksolutions.org

**TWC Workforce Board Service Strategies Contact**  
 Name: Cindie Scanlon  
 Telephone: 512-658-1595  
 E-mail: cindie.scanlon@twc.texas.gov

---

**PURPOSE STATEMENT:**  
 The North Texas Board must ensure that Board performance improvement strategies and Contractor procedures are in place and implemented according to the Technical Assistance Plan (TAP).

TAP - Rev. 01/30/2019

**CONFERENCE CALL**      NO      DAY OF MONTH: \_\_\_\_\_      WEEK \_\_\_\_\_      HOUR: \_\_\_\_\_

The purpose of this call will be to check progress, and identify technical assistance needs to assist the Board in achieving goals.  
 If the Board chooses to engage in monthly conference please coordinate with your assigned contact prior to the completion of this section.  
 This call will be conducted the \_\_\_\_\_ of the month at 12:00 AM (Central time).

---

**TAP PROGRESS REPORTING:**      YES      DAY OF MONTH: 11

Please provide progress reports, and submit to bcm@twc.texas.gov

---

**REPORTS: (Optional)**

| Report Name   | To Assist with the Following Strategy/Benchmark | Special Notes/Comments<br>(frequency, etc.) |
|---|---|---|
| #177 Choices Time and Participation Verification Report | Strategy #1                                     | Weekly                                      |
| #14 Choices Work Rate                                   | Strategy #1                                     | Weekly                                      |
|   |   |   |
|   |   |   |
|   |   |   |
|   |   |   |
|   |   |   |
|   |   |   |
|   |   |   |

TAP - Rev. 06/20/2019

**STRATEGIES***(Please use additional Strategy sheets, if necessary.)*

| STRATEGY 1   | ACTION ITEMS 1  |
|--|---|
| Increase tracking of data entry efforts to ensure that all allowable hours are correctly documented in TWIST Daily Time Tracking with daily time verifications correctly keyed. Ensure participation hours are correctly counting on TWIST Workforce Report #14. | Run and utilize Workforce Report #177 - Choices Time and Participation Verification Report and Report #14 Choices Work Rate Report at a minimum of a weekly basis. Review and verify participation data has been entered correctly, verified correctly, and hours are counting correctly towards performance. |
| STRATEGY 2   | ACTION ITEMS 2  |
| Outreach exempt customers to offer training opportunities or support services.   | Develop new outreach letter and include flyer with local training opportunities.  |
| STRATEGY 3   | ACTION ITEMS 3  |
| Increase referrals to BSU for work experience or OJT, coordinate with AEL for referrals, and Skill Up portal referral. Equus to meet with counterparts across the state for new ideas.   | Manual tracking of referrals, placements and services provided.   |

TAP - Rev. 06/20/2019

**STRATEGIES (Continued)***(Please use additional Strategy sheets, if necessary.)*

| STRATEGY 4  | ACTION ITEMS 4  |
|---|---|
| Outreach child care parents in education for possible TANF customers.   | Review child care list for and develop an outreach letter to target this population.  |
| STRATEGY 5  | ACTION ITEMS 5  |
| Monthly review of good cause reasons, weekly meetings and file reviews. | Monthly review of 1836's to make sure start and end dates are entered in TWIST Form 1836 tab and in the TWIST counselor notes to ensure they are complete and current(no more than 6 months old) before being sent to HHSC to request Work Registration code changes. |
| STRATEGY 6  | ACTION ITEMS 6  |
|   |   |

TAP - Rev. 06/20/2019

**IMPLEMENTATION AGREEMENT:**

SUBMIT DATE 03/31/2022

North Texas Workforce Development Board (Board) agrees to implement all strategies and actions enumerated in this Technical Assistance Plan (TAP).

The TAP will remain in effect until the Board has satisfactorily achieved the objectives of this TAP. The Board must review and return a signed copy of the TAP by the close of business, as shown in the submit date above.

The TAP will be returned to the Board upon signature of the Director of the Texas Workforce Commission (TWC) Workforce Development Division.

By signing this TAP, the Board agrees to make every effort to ensure that its performance measures and contractual goals are met and agrees to continue its collaboration with TWC Workforce Technical Assistance staff to ensure success.

\_\_\_\_\_  
Courtney Arbour, Director

\_\_\_\_\_  
Date

*Lisa McDaniel*

03/31/2022

**Ms. Lisa McDaniel, Executive Director**

Date

Authorized Signatory

Workforce Development Board, North Texas

**Workforce Solutions North Texas**  
**Grant Spending Report**  
**Report date: As of 03/31/2022**

| Acct Code | Grant Number | Workforce Program                                | Grant Period        | Total             |                      | Balance Remaining | % Remaining |
|-----------|--------------|--|---------------------|-------------------|----------------------|-------------------|-------------|
|           |              |  |                     | Total Grant Award | Total Grant Expended |                   |             |
| 33-878    | 3018VRS180   | Paid Work Experience                             | 04/01/19 - 09/30/23 | \$ 225,000.00     | \$ 24,995.90         | \$ 200,004.10     | 89%         |
| 33-880    | NT2020-1     | PATH   | 01/01/20 - 03/31/23 | \$ 90,000.00      | \$ 31,215.25         | \$ 58,784.75      | 65%         |
| 33-881    | 0320WOA001   | WIOA - Adult                                     | 07/01/20 - 06/30/22 | \$ 336,747.00     | \$ 336,747.00        | \$ -              | 0%          |
| 33-882    | 0320WOD001   | WIOA - Dislocated Workers                        | 07/01/20 - 06/30/22 | \$ 583,641.00     | \$ 578,719.93        | \$ 4,921.07       | 1%          |
| 33-883    | 0320WOY001   | WIOA - Youth                                     | 07/01/20 - 06/30/22 | \$ 324,216.00     | \$ 324,216.00        | \$ 0.00           | 0%          |
| 33-893    | 0321WOO001   | WOO - Additional Funding                         | 10/01/20 - 09/30/22 | \$ 34,333.00      | \$ 5,312.04          | \$ 29,020.96      | 85%         |
| 33-898    | 3018VRS142   | Student Hire Ability Navigator                   | 09/01/20 - 08/31/23 | \$ 226,000.00     | \$ 107,850.27        | \$ 118,149.73     | 52%         |
| 33-912    | 0321DON001   | DON - Home Grant                                 | 04/23/21 - 04/30/22 | \$ 50,000.00      | \$ 24,116.00         | \$ 25,884.00      | 52%         |
| 33-913    | 0321WOA001   | WOA - Adult                                      | 07/01/21 - 06/30/23 | \$ 338,322.00     | \$ 156,316.46        | \$ 182,005.54     | 54%         |
| 33-914    | 0321WOD001   | WOD - Dislocated Workers                         | 07/01/21 - 06/30/23 | \$ 719,852.00     | \$ 107,741.28        | \$ 612,110.72     | 85%         |
| 33-915    | 0321WOY001   | WOY - Youth                                      | 07/01/21 - 06/30/23 | \$ 322,902.00     | \$ 57,354.22         | \$ 265,547.78     | 82%         |
| 33-916    | 0321WOR001   | WIOA - Rapid Response                            | 07/01/21 - 06/30/22 | \$ 17,036.00      | \$ 10,419.58         | \$ 6,616.42       | 39%         |
| 33-917    | 0322COL001   | Infrastructure Support Services - Ongoing        | 09/01/21 - 10/31/22 | \$ 104,621.64     | \$ 47,190.15         | \$ 57,431.49      | 55%         |
| 33-918    | 0322CCP001   | Protective Regulatory Services                   | 09/01/21 - 12/31/22 | \$ 628,600.00     | \$ 352,773.56        | \$ 275,826.44     | 44%         |
| 33-919    | 0322CCF001   | Child Care - CCF                                 | 10/01/21 - 12/31/22 | \$ 7,702,084.00   | \$ 2,932,523.64      | \$ 4,769,560.36   | 62%         |
| 33-1000   | 0322SNE001   | SNAP E & T                                       | 10/01/21 - 09/30/22 | \$ 238,755.00     | \$ 108,198.25        | \$ 130,556.75     | 55%         |
| 33-1001   | 0322CCM001   | Child Care Local Match                           | 10/01/21 - 12/31/22 | \$ 588,350.00     | \$ 66,906.93         | \$ 521,443.07     | 89%         |
| 33-1002   | 0322CCX001   | Service Industry Recovery SIR                    | 10/01/21 - 03/31/23 | \$ 3,236,383.00   | \$ 65,764.07         | \$ 3,170,618.93   | 98%         |
| 33-1003   | 0322TAF001   | Temporary Assistance to Needy Families           | 10/01/21 - 10/31/22 | \$ 951,177.00     | \$ 309,159.50        | \$ 642,017.50     | 67%         |
| 33-1004   | 0322WPA001   | Wagner-Peyser Employment Service                 | 10/01/21 - 12/31/22 | \$ 29,593.00      | \$ 14,131.98         | \$ 15,461.02      | 52%         |
| 33-1005   | 0322WCI001   | Workforce Commission Incentives                  | 10/01/21 - 09/30/22 | \$ 150,562.00     | \$ 128.09            | \$ 150,433.91     | 100%        |
| 33-1006   | 0322CCQ001   | Child Care Quality                               | 10/01/21 - 10/31/22 | \$ 616,112.00     | \$ 80,432.27         | \$ 535,679.73     | 87%         |
| 33-1007   | 0322TVC001   | Texas Veteran's Commission                       | 10/01/21 - 09/30/22 | \$ 16,200.00      | \$ 6,697.96          | \$ 9,502.04       | 59%         |
| 33-1008   | 0322REA001   | Reemployment Services and Eligibility Assessment | 10/01/21 - 12/31/22 | \$ 122,440.00     | \$ 38,192.55         | \$ 84,247.45      | 69%         |
| 33-1009   | 0322WOO001   | WOO - Additional Funding                         | 10/01/21 - 09/30/22 | \$ 3,134.00       | \$ 187.72            | \$ 2,946.28       | 94%         |
| 33-1010   | 0322TRA001   | Trade Adjustment Act                             | 10/01/21 - 12/31/22 | \$ 10,000.00      | \$ -                 | \$ 10,000.00      | 100%        |
| 33-1011   | 0322RAG001   | Resource Administration Grant                    | 10/01/21 - 09/30/22 | \$ 6,346.00       | \$ 2,999.22          | \$ 3,346.78       | 53%         |
| 33-1012   | 0322WOS001   | WOS- Military Family Support                     | 01/01/22 - 12/31/22 | \$ 69,576.00      | \$ 16,920.44         | \$ 52,655.56      | 76%         |
| 33-1013   | 0322BSA001   | BSA - Board Service Awards                       | 01/01/22 - 12/31/22 | \$ 200,000.00     | \$ 24,016.30         | \$ 175,983.70     | 88%         |
| 33-1014   | 3022VRS028   | SEAL   | 10/01/21 - 9/30/23  | \$ 178,962.98     | \$ -                 | \$ 178,962.98     | 100%        |

## March 2022

### Customers Served by County in March

| Fund         | Archer    | Baylor   | Clay      | Cottle   | Foard    | Hardeman  | Jack      | Montague  | Wichita    | Wilbarger | Young     | Other      | Total       | Oct 2021<br>Mar 2022 |
|--------------|-----------|----------|-----------|----------|----------|-----------|-----------|-----------|------------|-----------|-----------|------------|-------------|----------------------|
| WIOA Youth   | 0         | 0        | 0         | 0        | 0        | 0         | 0         | 0         | 1          | 0         | 0         | 3          | 4           | 8                    |
| WIOA Adult   | 0         | 0        | 1         | 0        | 0        | 1         | 0         | 0         | 21         | 0         | 0         | 13         | 36          | 56                   |
| WIOA DW      | 0         | 0        | 0         | 0        | 0        | 0         | 0         | 0         | 6          | 0         | 2         | 7          | 15          | 22                   |
| ES           | 5         | 2        | 10        | 0        | 1        | 1         | 2         | 3         | 205        | 18        | 10        | 34         | 291         | 1,656                |
| Vets         | 0         | 0        | 0         | 0        | 0        | 1         | 0         | 0         | 22         | 0         | 2         | 7          | 32          | 166                  |
| TAA          | 0         | 0        | 0         | 0        | 0        | 0         | 0         | 0         | 0          | 0         | 0         | 3          | 3           | 3                    |
| TANF/Choices | 1         | 0        | 0         | 0        | 0        | 0         | 0         | 0         | 7          | 3         | 1         | 19         | 31          | 46                   |
| SNAP E&T     | 0         | 0        | 0         | 0        | 1        | 0         | 0         | 0         | 11         | 2         | 3         | 32         | 49          | 63                   |
| WIT ES       | 16        | 3        | 21        | 1        | 1        | 7         | 9         | 23        | 528        | 47        | 40        | 56         | 752         | 3,262                |
| <b>Total</b> | <b>22</b> | <b>5</b> | <b>32</b> | <b>1</b> | <b>3</b> | <b>10</b> | <b>11</b> | <b>26</b> | <b>801</b> | <b>70</b> | <b>58</b> | <b>174</b> | <b>1213</b> | <b>5,282</b>         |

### WIT Entered Employment

33 Placements + 23 Went to work = 56 Total Entered Employment for March 2022

| Employers Served | Total Services to Employers |
|------------------|-----------------------------|
| 158              | 1,523                       |

### Job Order Report - by County

| County                           | State | Country | Total Job Orders | Total Job Openings | Total Job Referrals |
|----------------------------------|-------|---------|------------------|--------------------|---------------------|
| <a href="#">Archer County</a>    | TX    | US      | 1                | 1                  | 0                   |
| <a href="#">Baylor County</a>    | TX    | US      | 12               | 56                 | 0                   |
| <a href="#">Clay County</a>      | TX    | US      | 4                | 8                  | 1                   |
| <a href="#">Cottle County</a>    | TX    | US      | 4                | 4                  | 0                   |
| <a href="#">Foard County</a>     | TX    | US      | 14               | 14                 | 0                   |
| <a href="#">Hardeman County</a>  | TX    | US      | 11               | 18                 | 72                  |
| <a href="#">Jack County</a>      | TX    | US      | 9                | 13                 | 72                  |
| <a href="#">Montague County</a>  | TX    | US      | 12               | 12                 | 2                   |
| <a href="#">Wichita County</a>   | TX    | US      | 324              | 801                | 857                 |
| <a href="#">Wilbarger County</a> | TX    | US      | 88               | 189                | 139                 |
| <a href="#">Young County</a>     | TX    | US      | 16               | 68                 | 80                  |
| County                           | State | Country | Total Job Orders | Total Job Openings | Total Job Referrals |
| <b>Report Totals</b>             |       |         | <b>520</b>       | <b>1,222</b>       | <b>1,340</b>        |

## Hiring Event Results

- **Tower Extrusions**, February 18, Workforce Solutions in Wichita Falls
  - 11 job seekers (3 veterans)
- **Texas Department of Criminal Justice**, February 22, Workforce Solutions in Wichita Falls
  - 1 job seeker
- **North Texas State Hospital**, March 9, Workforce Solutions North Texas
  - 30 job seekers (4 veterans)
- **Ring in the Spring Job Fair**, March 22, Region 9 ESC
  - 37 Employers, 106 Job Seekers (10 Veterans)
- **Graham Community Job Fair**, April 6, North Central Texas College
  - 14 Employers, 13 Job Seekers
- **Tower Extrusions**, April 6, Workforce Solutions North Texas
  - 4 Job Seekers
- **City of Wichita Falls**, April 12-14, Workforce Solutions North Texas
  - 44 Job Seekers

Ring in the Spring

# JOB FAIR



**March 22, 2022 | 10 am to 2 pm**  
 Region 9 ESC  
 301 TX-11 Loop  
 Wichita Falls, TX



**WORKFORCE SOLUTIONS**  
 NORTH TEXAS  
 A proud partner of the [americanjobcenter](http://americanjobcenter.org) network



Upcoming Events

Red River Hospital  
**HIRING EVENT**

**April 20, 2022**  
**10 am to 2 pm**  
Workforce Solutions North Texas  
4309 Old Jacksboro Hwy., Ste. 300 | Entrance 3  
Wichita Falls, TX



  
**BOWIE COMMUNITY JOB FAIR**

**FRIDAY, APRIL 22, 2022**  
9:00 A.M. – 11:00 A.M.  
NCTC BOWIE CAMPUS

[tinyurl.com/BowieJobFair](http://tinyurl.com/BowieJobFair)

**COME JOIN US AND FIND EMPLOYMENT TODAY.**

Stop by the NCTC Bowie campus to visit with local employers, prepare for your future, have your resume reviewed, get application assistance, & more!

Hosted by NCTC Bowie, Bowie Chamber of Commerce, Nocona Chamber of Commerce, and Workforce Solutions.



A proud partner of the [americanjobcenter.net](http://americanjobcenter.net)

Ribbon Cuttings



## Library Project

| <b>County</b>    | <b>Name</b>                           |
|------------------|---------------------------------------|
| <b>Archer</b>    | Archer City Library                   |
|                  | Holliday Public Library               |
| <b>Baylor</b>    | Baylor County Free Library            |
| <b>Clay</b>      | Edwards Public Library                |
| <b>Cottle</b>    | Bicentennial City-County Library      |
| <b>Foard</b>     | Foard County Library                  |
| <b>Hardeman</b>  | Thompson-Sawyer Public Library        |
| <b>Jack</b>      | Gladys Johnson Ritchie Library        |
| <b>Montague</b>  | Bowie Public Library                  |
|                  | Nocona Public Library                 |
|                  | St Jo Public Library                  |
| <b>Wichita</b>   | Burkburnett City Library              |
|                  | Tom Burnett Memorial Library          |
|                  | Electra Public Library                |
|                  | Wichita Falls Public Library          |
| <b>Wilbarger</b> | Carnegie City-County Library          |
| <b>Young</b>     | Library of Graham                     |
|                  | Olney Community Library & Arts Center |



Archer City



Seymour



Paducah



Electra



Holliday



Quanah



Iowa Park

## Disaster Relief



★ ★ ★ ★ ★

# WORKFORCE SOLUTIONS

NORTH TEXAS

A proud partner of the [americanjobcenter](#) network


This week our staff gathered and dropped off supplies in Jacksboro for those affected from the tornadoes a couple of weeks ago. Our thoughts and prayers go out to those in Jack County and other areas of the state during this difficult time.

# EMPLOYEE APPRECIATION



In honor of Employee Appreciation Day on March 4<sup>th</sup>, here are some photos of some of the Workforce Solutions North Texas center staff and how we celebrated!

# NON-PROFIT BUSINESS OF THE YEAR AWARD



# Lanell Louton Retires from AARP after 24 Years of Service



# Janie Valverde Retires from the Vernon Office after 18 Years of Service



## Success Story

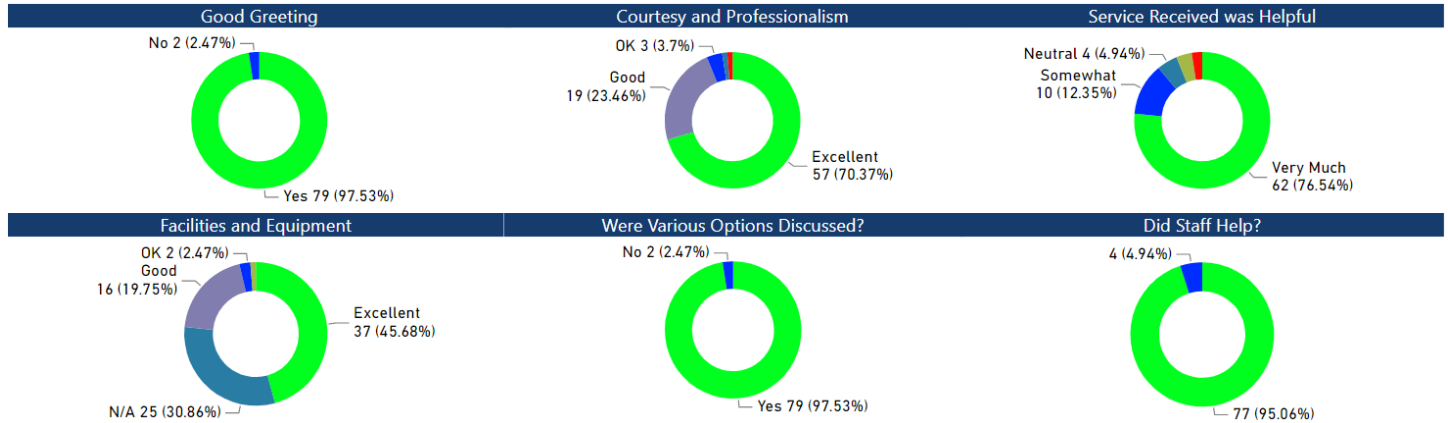
Due to the COVID-19 pandemic, Ashley Gutshall was laid off from her job in production. She is a single mom and needed a career that would be reliable so she could support her two children. She chose nursing so she would not have to worry about job security again.

With the help of North Texas Works, Ashley Gutshall began LVN training at Vernon College in October 2020. She obtained her LVN license in December 2021. Ashley began working as an LVN at Encompass Health in January 2022, making \$21/hr.

Ashley said she was thankful she was referred to the North Texas Works program while she was receiving unemployment, because it was “an absolute lifesaver”. She said, “I really don't know what I would have done without this program's assistance. I don't believe I would be where I am today.”



# 92.41% Positive February-March Survey Results



“Excellent conversation, patient, detailed, and specific in ways to help in my search..”

“The orientation was very helpful with instructions for job searches and extra work shops that introduce new training for different occupation.

“Very helpful thanks.”

“Michael taught amazing class. Everything was understandable and clear. He also provided great demonstrations.”

“This was super helpful. Really enjoyed the tutorial of the website.”

“The daily sign in process is very easy to complete. The Staff is GREAT, very friendly and very helpful. They greeted me with smiles, hellos, and how are you as well as how is the job search going.”

Program Updates

**--Child Care Relief Funding**

Texas Workforce Commission approved an additional \$1 billion in direct support for the Texas child care industry, increasing available funds for the [2022 Child Care Relief Fund](#) (CCRF) to a total of \$3.4 billion. That's over four times more funding available in the second round of funding than in the first. CCRF applications were made available to all regulated child care centers earlier this month and will be accepted through May 31, 2022.

**--SIR Funding Initiative closed 3/31/2022**

TWC has ended the SIR initiative for those families working in the targeted Service Industries of Food, Retail, Arts and Entertainment. Workforce Solutions North Texas received a total of 75 Applications. Out of those 75 applicants, we were able to determine 29 applicants eligible and placed 38 children in care for a year without cost.

**Performance and Enrollment Numbers**

**April 2022 Performance Target for North Texas = 1071 average children (discretionary)/day.**

As of April 1, 2022:

- Total Children in Care= 1,325
- Discretionary Children in Care (Performance Target Eligible Children) = **1,228**= **114.70%** of performance.

**Due to excess funding from the SIR initiative, TWC has recalculated the target numbers for each board area for the remainder of the contract year. The chart below shows the change in our target number for the next 5 months.**

**New performance targets**

| May-22 | Jun-22 | Jul-22 | Aug-22 | Sep-22 |
|--------|--------|--------|--------|--------|
| 1090   | 1104   | 1116   | 1126   | 1134   |

**Beginning February 10, 2022- The Child Care program reinstated a waiting list**

--In a little more than 2 months, there are 143 families and **230 children** **waiting** for child care services.

--The estimated wait time for child care services is currently **8-9 months**.

| County    | April-22   |
|-----------|------------|
| Archer    | 5          |
| Baylor    | 0          |
| Clay      | 5          |
| Cottle    | 0          |
| Foard     | 0          |
| Hardeman  | 0          |
| Jack      | 11         |
| Montague  | 7          |
| Wichita   | 185        |
| Wilbarger | 8          |
| Young     | 9          |
|           | <b>230</b> |

Provider Services

Contracted Child Care Providers

| County        | LCCC<br>Licensed Child Care Centers |           | LCCH<br>Licensed Child Care Homes |          | RCCH<br>Registered Child Care Homes |          | Totals    |
|---------------|-------------------------------------|-----------|-----------------------------------|----------|-------------------------------------|----------|-----------|
|               | TRS                                 | Non-TRS   | TRS                               | Non-TRS  | TRS                                 | Non-TRS  |           |
| Archer        |                                     | 1         | 1                                 |          |                                     |          | 3         |
| Baylor        |                                     | 1         |                                   |          |                                     |          | 1         |
| Clay          |                                     | 1         |                                   | 1        |                                     | 1        | 3         |
| Cottle        | 1                                   |           |                                   |          |                                     |          | 1         |
| Foard         | 1                                   |           |                                   |          |                                     |          | 1         |
| Hardeman      | 1                                   |           |                                   |          |                                     |          | 1         |
| Jack          | 1                                   | 2         |                                   |          |                                     |          | 3         |
| Montague      |                                     | 3         |                                   |          |                                     |          | 3         |
| Wichita       | 21                                  | 18        | 2                                 | 7        |                                     | 3        | 51        |
| Wilbarger     |                                     | 5         | 1                                 | 1        |                                     |          | 7         |
| Young         | 2                                   | 3         |                                   |          |                                     |          | 5         |
| <b>Totals</b> | <b>27</b>                           | <b>34</b> | <b>4</b>                          | <b>9</b> | <b>0</b>                            | <b>4</b> | <b>78</b> |

39.74% of contracted child care centers are Texas Rising Star accredited!

In the month of March 2022, **657** children receiving child care services attended a TRS facility. That means that **45.40%** of subsidized children received a higher level of quality at their child care center.

Higher levels of quality include components such as an education driven through an age-appropriate curriculum, purposeful interactive play, and meaningful warm and responsive interactions with the classroom teacher.

**Provider Services and Quality Updates**

- 15 CDA students began classes January 31, 2022, at Vernon Colleges' Wichita Falls campus. The course concludes May 4, 2022. Total cost= \$16,200.00
- TRS Retention Bonus Initiative was implemented the week of April 18<sup>th</sup>. Workforce Solutions is planning to disperse the first round of payments to more than 200 TRS center staff by May 1, 2021. In early November 2022, a second round of higher payments will be distributed to those same staff members who have remain employed at the center at the 6-month mark. Total projected cost= \$235,471.00



# Labor Market Update

January 2022-March 2022



A proud partner of the [americanjobcenter](#) network

## Summary:

The unemployment rate in North Texas continues to fall month-over-month. In the following charts, you can see the downward trend in unemployment which indicates fewer and fewer people who are unemployed. The Civilian Labor Force (CLF) chart with its upward trend line indicates that an increasing number of individuals are returning to the labor market. The Civilian Labor Force includes all individuals who are currently employed or who are unemployed but have actively looked for work within the last four weeks.

