



A proud partner of the [americanjobcenter](#) network

1501 Midwestern Pkwy, Suite 101
 Wichita Falls, Texas 76302
 Phone: 940.767.1432
 Fax: 940.322.2683
www.ntxworksolutions.org

Workforce Solutions Board Meeting Agenda

February 18, 2022

Members of the Workforce Solutions North Texas Workforce Development Board will meet on **THURSDAY, February 24, 2022** at 12:00 pm (noon) via Zoom.

Due to the ongoing health concerns with the COVID-19 pandemic, we will be observing social distancing. *In-person attendance at the Nortex Regional Planning Commission Conference Room, 4309 Old Jacksboro Hwy, Suite 200 in Wichita Falls, will be **limited** to staff and board members.* Please let us know in advance if you will attend in person due to limited meeting space. We appreciate your patience and understanding in this matter.

If attending remotely, **please register** no later than **12:00 pm, February 24th** to be granted access to the Zoom meeting:

Register in advance for this meeting:

<https://us06web.zoom.us/meeting/register/tZ0odeqqqDIiGNWN4w6gSaq8DuXchvymbDjZ>

After registering, you will receive a confirmation email containing information about joining the meeting.

AGENDA

1. Call to Order
2. Roll Call
3. Public Comment
4. Declaration of Conflict of Interest
5. Consent Agenda Items: Action Requested
 - a) Review and Approval of the minutes from the Board Meeting held on December 9, 2021 (pg. 3-5)
 - b) Review and Approval of the minutes from the Special Board Meeting held on January 14, 2022 (pg. 6-7)

Board Meeting recordings are posted to the board website at <https://ntxworksolutions.org/board-meetings/>



A proud partner of the [americanjobcenter](#) network

1501 Midwestern Pkwy, Suite 101
 Wichita Falls, Texas 76302
 Phone: 940.767.1432
 Fax: 940.322.2683
www.ntxworksolutions.org

6. Reports
 - a) Monitoring Committee (pg. 8-10)
 - b) Youth Advisory Committee
7. Executive Director
 - a) 2021.12 Grant Spending Report (pg. 11)
 - b) Childcare RFP – Request for Reviewers
 - c) Additional Childcare Funding
 - d) Rural Library Project - Board Service Award
8. Updates:
 - a) Workforce Solutions Workforce Center (pg. 12-27)
 - b) Workforce Solutions Childcare (pg. 28-32)
 - c) Rapid Response Coordinator (pg. 33-60)
9. Announcements – Next Board meeting on April 28, 2022
10. Adjourn

The Workforce Solutions North Texas Board reserves the right to adjourn into executive session at any time during this meeting to discuss any of the matters listed above, as authorized by Texas Government Code Sections 551.071 (Consultation with Attorney), 551.072 (Deliberations about Real Property), 551.073 (Deliberations about Gifts and Donations), 551.074 (Personnel Matters), 551.076 (Deliberations about Security Devices).

The facility is wheelchair accessible and accessible parking spaces are available. Individuals who require auxiliary aids or services for this meeting should contact the Workforce Solutions Board Office at (940) 767-1432 at least two days before the meeting so that the appropriate arrangements can be made.



Workforce Solutions North Texas Board Administration
 1501 Midwestern Parkway, Suite 101
 Wichita Falls, TX 76302
 Phone: 940-767-1432 | Fax: 940-322-2683
 Email: NTXBoard@ntxworksolutions.org
 Website: www.ntxworksolutions.org

Workforce Solutions North Texas Board Meeting Minutes

December 9, 2021, 12:00 PM

I. Call to order

Madam Chairman, Kristin Morris, called the Workforce Solutions North Texas Board Meeting to order at 12:04 PM.

II. Roll Call

Members present (in person or via Zoom): Toni Alonzo, Michael Blevins, Billy Clark, Keri Goins, Steve Halloway, Synthia Kirby, Anthony Louis, Kristin Morris, Michelle Nelson, Debbie Powell, Glenda Ramsey, Lee Ritchie Jr., Mileasha Rizan, Crystal Sanders, Rhonda Schreiber, Jim Sjolander, Dirk Welch, and Linda Whitaker. Madam Chairman, Kristin Morris noted a quorum of members present.

Members not present: Marsha Anderson, Leslie Chalmers, Taylor Davis, Darren Francis, Lee Harvey, Tracey Jennings, Brandon Litteken, and Julie Young.

Guests present: Kendra Ball, Ebonie Batts, Judge Mike Campbell, Leneva Clark, Moneisa Downs, Leslee Escobedo, Scott Essary, Karen Fite, Josie Gonzalez, Sharon Hulcy, Lisa McDaniel, Crystal Ojeda, Brenda Roland, Darla Silva, and Lyka Walton.

III. Declaration of Conflict of Interest (COI)

None declared.

IV. Approval of Minutes

- Steve Halloway made the motion and Dirk Welch seconded to accept the minutes from the November board meeting.

V. Items for Discussion and Possible Action

- **2022 Board Budget**– Motion made by Billy Clark and seconded by Synthia Kirby accepting the 2022 Board Budget. 18 in favor.

VI. Committee Reports

Youth Advisory Committee Update

- The center is continuing its outreach efforts by visiting schools such as Bowie, Goldberg, Archer City, Jacksboro, and Graham. Region 9 is hosting a Senior Blast off on January 13th that Workforce Solutions WORKS will participate in.

Executive Director Report – Lisa McDaniel updated the Board on the following:

- **Board Member Update:** Welcomed the new board members who are Linda Whitaker from Archer County with Archer Supply Company and Whitaker Lawn Service in Archer City, and Michael Blevins from Young County with Tower Extrusions in Olney. There will be an additional board member from the private sector in

the upcoming month hopefully and once the private sector is filled Shana Drury will be added as an additional board member from Vernon College. Mrs. McDaniel explained that in order to comply with TWC board member make-up, an additional private sector is needed before adding Mrs. Drury.

- **Grant Spending Report** – Lisa McDaniel reviewed the report of grants as of 10/31/21. Mrs. McDaniel also informed of the new grants that have started as of October 2021 that are listed within the report.
- **Update on Co-Location** – Lisa McDaniel met with Domain Real Estate this week and provided a blueprint draft of the renovation for the Galaxy Center. Texas Workforce Commission has reviewed and approved the plan for the space that Vocational Rehabilitation will house in. Lisa will meet with the broker to look at different plans/proposals. Lisa will then call for a meeting with the Executive Committee to review the amortization and review the various proposals of options made by the Landlord/building owner, Paul Clark. The attorney Kyle Fonville will be reviewing the lease prior to signing. The building owner Paul Clark has approved the tentative blueprints for the property. Tentative blueprint is in the attached packet on page 6. Lisa McDaniel was asked if the board staff was going to relocate to the Galaxy. Lisa stated not at this time. Jim Sjolander agreed that there is a need for separation of the board staff and the center staff, this is in the bylaws. Lisa McDaniel clarified there is no requirement from TWC regarding location of board staff and center staff. Glenda Ramsey added the proximity of the location of the board staff was close in distance, Mrs. McDaniel agreed. Lisa McDaniel responds to question from Jim Sjolander at previous meeting regarding entering a new lease while in a lawsuit. Lisa spoke with Mr. Fonville(attorney), and he indicated that the case was submitted to the judges on Tuesday, December 2nd but it would be a couple of months before we will know the outcome. Mr. Fonville stated that if Big Blue won the appeal we would still need to relocate, and this lawsuit could go on for years.
- **Innovation Award** – Lisa McDaniel shared that Kendra Ball wrote an application for the Innovation Award that was to be awarded to 5 Workforce Boards in November at the TWC State Conference. Mrs. McDaniel informed everyone that North Texas Board was one of the 5 boards chosen and won and were awarded \$200,000. Mrs. McDaniel explained the application was written for funds to go toward our rural libraries in purchasing equipment to assist with the communities and those that are job seeking. In addition, there will be accessible equipment purchased for those customers who need special accommodations due to a disability. Mrs. McDaniel also explained that each board was asked to submit a 3-minute video to be shown at the TWC State Conference in November of how boards used innovation to adapt to the fast-changing Covid pandemic and keep providing customers with services. The following link is the video created by Lyka Walton, the boards Community Engagement Specialist that was submitted for North Texas highlighting how staff adapted to the ever-changing needs of our customers during the pandemic.
<https://www.youtube.com/watch?v=DCziSYlyQTw>.

- A. **Workforce Solutions Workforce Center** – Crystal Ojeda reports during the month of October they served over 1,500 job seekers, placed 24 job seekers into employment, and provided 266 services to employers. Crystal Ojeda’s team hosted the 10th Annual Hiring Red, White, and You! event at the Sikes Lake Center. There were 45 employers, 73 job seekers, and 25 of those job seekers were veterans for this event. There were 4 job seekers that were hired at the event. The VIP guest in attendance was Les Trobman, Attorney for Texas Workforce Commission and he was presented with a ceremonial flag for attending the event. Mrs. Ojeda stated that staff have been in the community with staff who spoke at Bowie ISD on October 28th about job readiness and interview skills with high school students. Goldberg seniors visited the Workforce Center and staff spoke with the seniors about life after high school. This month’s success story is from Sara Aguebor who completed her education and obtained her BSN in August 2021 and received her RN license in September 2021. She is employed at Dallas Medical City making \$31.60 an hour. There was a career fair in Archer City and Mrs. Ojeda shared that her team continues to maintain excellent customer service with the positive survey results they receive. Kendra Ball showed appreciation to Dirk Welch for providing the center with the space for the Red, White, and You! event.
- B. **Workforce Solutions Child Care** – Leslee Escobedo reports Child Care still currently has no waiting list and is placing children immediately. Throughout the year the applications submitted for services have tripled. Mrs.


Escobedo states as of December the childcare office has 1,305 children in care and 1,212 discretionary children in care; being 118.8% in performance. Mrs. Escobedo shared staff are continuing to enroll childcare customers in SIR (Service Industry Recovery) funding through March 2022. Leslee Escobedo spoke on the childcare grants and how childcare is spending the funds. January 31, 2022, is the first day of classes for scholarship CDA (Child Care Development Association) students at Vernon Colleges' Wichita Falls campus. The childcare team is currently taking applications for 30 eligible childcare center teachers to complete CDA coursework. Application deadline is January 21, 2022. Mrs. Escobedo and her team are currently gathering feedback and data from all TRS (Texas Rising Star) facilities on their individual staffing situations to budget incentive staff retention payments for everyone employed at a TRS center. Leslee has been working with Josie Gonzales, and Lisa McDaniel to complete the data received. Provider Services Staff are preparing for the biannual Quality Needs Assessment scheduled to be implemented in late February 2022 for all TRS providers.

- C. ***Unemployment and Rapid Response*** – Kendra Ball reported on Rapid Response and the Board is still working with Tranter to provide rapid response services who is closing their plant at the end of the month. Tranter will keep a few staff over the first of the year, unsure of how many or how long they will be employed. Mrs. Ball reported the unemployment rate is decreasing, yet there is still work to be done. Mrs. Ball reported Jack, Montague, and Wilbarger County have trended down but are still higher than the North Texas and Texas rates. Glenda Ramsey asked for clarification on the unemployment numbers based on pre-pandemic until now. Mrs. Ball replied there are a lot of different factors with pre-pandemic versus currently. Mrs. Ball also explained with the civilian labor force if a person is unemployed and not actively seeking employment within four weeks, they are not included in the numbers given on the chart. There has not been a drastic change in the numbers on the labor force.

VII. **Announcements** – Next board meeting is February 24, 2022.

VIII. **Adjournment**

Madam Chairman, Kristin Morris adjourned the meeting at 1:19 PM.


Glenda Ramsey
Secretary



Workforce Solutions North Texas Board Administration
 1501 Midwestern Parkway, Suite 101
 Wichita Falls, TX 76302
 Phone: 940-767-1432 | Fax: 940-322-2683
 Email: NTXBoard@ntxworksolutions.org
 Website: www.ntxworksolutions.org

Workforce Solutions North Texas Special Board Meeting Minutes

February 14, 2022, 12:00 PM

I. Call to order

Madam Chairman, Kristin Morris, called the Workforce Solutions North Texas Board Meeting to order at 12:03 PM.

II. Roll Call

Members present (in person or via Zoom): Toni Alonzo, Marsha Anderson, Mary Aranda, Michael Blevins, Billy Clark, Keri Goins, Tracey Jennings, Synthia Kirby, Anthony Louis, Kristin Morris, Michelle Nelson, Debbie Powell, Glenda Ramsey, Mileasha Rizan, Crystal Sanders, Rhonda Schreiber, Jim Sjolander, Dirk Welch, Linda Whitaker, and Julie Young.

Madam Chairman, Kristin Morris noted a quorum of members present.

Members not present: Leslie Chalmers, Taylor Davis, Darren Francis, Steve Halloway, Lee Harvey, Brandon Litteken, and Lee Ritchie Jr.

Guests present: Kendra Ball, Ebonie Batts, Lou Eytalis, Karen Fite, Kyle Fonville, Josie Gonzalez, Sharon Hulcy, Lisa McDaniel, Brenda Roland, and Lyka Walton.

III. Declaration of Conflict of Interest (COI)

Crystal Sanders and Debbie Powell declared COI.

IV. Items for Discussion and Possible Action

Review and approval of Galaxy Lease- Lisa McDaniel reports Kyle Fonville (Attorney) reviewed the lease numerous times throughout the period of negotiations and recommended items to be included in the Lease agreement. In addition to the Exhibit A – Base Monthly Rent Schedule, Exhibit B-1 Premises Square Footage, Commercial Lease Addendum for Extension Options, Mr. Fonville recommended the following items be included: Commercial Lease Addendum for Construction, and Exhibit 1 Statement of Non-Inclusion. Mr. Fonville briefly explained the added provisions of the lease and stated that if the landlord breaches any part of the lease, Workforce Solutions North Texas (WSNT) could give a 30-day notice to vacate. Lisa McDaniel said the length of time spent on the negotiations was due to prior history with Big Blue, and this caused being very cautious. Mrs. McDaniel explained that the Rent Schedule states we will not be paying any rents on the areas that are vacant, once those areas are completed and occupied the rents will begin. Lisa McDaniel stated this will be a piece-by-piece renovation. The target date is October 1, 2022, however, that date is depending on supply and demand. Lisa McDaniel said this is a 10-year lease, with the option of a 5-year extension. Anthony Louis asked what the expectation for October 1st is? Mrs. McDaniel replied that we will not take possession of any space that is not complete. Mrs. McDaniel adds she will have to complete an annual market analysis to ensure this is the best location for WSNT also each year even though this is a 10 year lease. Debbie Powell asked about the asbestos attachment, and asked what happens if the asbestos is around the areas that will be under construction? Glenda Ramsey informed all that the inspection report will identify the exact location where the asbestos is located, if there is construction in that area it will have to be abated. Glenda Ramsey stated this is a common situation in

construction. Debbie Powell asked will this be at the cost of the landlord, Mrs. McDaniel replied yes, it will be the landlord's responsibility. Lou Eytalis (Broker) added when it comes to asbestos, anything built prior to 1978 there will have to be a notification that the site could contain lead and asbestos. Mrs. Eytalis also added that the contractors will not be using any asbestos in the construction and if they come in contact with any on-site, they will comply with state rules. Debbie Powell voiced her concern about any asbestos that is already present. Glenda Ramsey said in construction they do not put any new asbestos in, she said typically it's in the floor tile, insulation, some forms of drywall mud, and some ceiling boards that could contain it. Mrs. Ramsey added, it is rare that you find it, but if found they would stop and do the abatement and then proceed. Mrs. Eytalis stated if found the city/state would get involved and there would be inspectors on site. Mrs. Powell asked if the report has been viewed. Lisa McDaniel said that no, but the report could be obtained. Debbie Powell asked about the ADA accommodations and whose financial responsibility it is. Mrs. Ramsey replied there will need to be an architectural review and a site review to the state; it is the full owner's responsibility to comply with ADA accommodations. Glenda Ramsey added ADA accommodations include everything from the parking lot into the building as well as throughout the building, restrooms, in and out of office spaces, door handles, door swings, etc. Debbie Powell asked about the automatic door openers if required and who is financially responsible. Lisa replied they are not required but she will be making arrangements to put them in place and paid for with grant funds. Mrs. Powell showed concern about the surface of the parking lot and the landlord would take responsibility. Lou Eytalis stated this will fall under the city's code, guidelines, and inspections. Glenda Ramsey added that it does need to meet the city's code, Texas Department of Licensing and Regulation (TDRL), and Texas Accessibility Standards (TAS) will address all ADA accommodations. Mr. Fonville also added that items 29 and 30 on Exhibit B is in the lease to address Americans with Disabilities Act/Texas Architectural Barriers Act and Asbestos. Motion made by Tracey Jennings and seconded by Glenda Ramsey accepting the Galaxy Lease 16 in favor, 4 abstained.

V. Announcements – Next board meeting is February 24, 2022.

VI. Adjournment

Madam Chairman, Kristin Morris adjourned the meeting at 12:40 PM.


Glenda Ramsey
Secretary

Board Procurement List
1/1/2021 - 12/31/2021

Contractor/Vendor	Purchase date	Total cost	Goods/Services	Type	Since last meeting	12-Month rolling
2B Promotional Products	5/17/21	\$ 1,228.00	WORKFORCE ANNUAL REPORTS	Micro		\$ 1,228.00
Adobe	12/28/21	\$ 78.50	Acrobat Pro DC for 5	Micro	\$ 78.50	\$ 1,059.90
Adobe	11/28/21	\$ 78.50	Acrobat Pro DC for 5	Micro	\$ 78.50	
Adobe	10/28/21	\$ 359.88	Adobe Creative Cloud Annual Renewal	Micro		
Adobe	10/28/21	\$ 78.50	Acrobat Pro DC for 5	Micro		
Adobe	9/30/21	\$ 78.50	Acrobat Pro DC for 5	Micro		
Adobe	8/28/21	\$ 78.50	Acrobat Pro DC for 5	Micro		
Adobe	7/28/21	\$ 78.50	Acrobat Pro DC for 5	Micro		
Adobe	6/30/21	\$ 78.50	Acrobat Pro DC for 5	Micro		
Adobe	5/29/21	\$ 65.54	Acrobat Pro DC for 5	Micro		
Adobe	4/29/21	\$ 84.98	Acrobat Pro DC for 5	Micro		
Amazon	12/21/21	\$ 427.49	Monitors, Dymo tape, and Labels	Micro	\$ 427.49	\$ 2,133.02
Amazon	10/15/21	\$ 25.98	AA And AAA Batteries for Board Office	Micro		
Amazon	10/9/21	\$ 61.17	150 KN95 Face Masks	Micro		
Amazon	10/1/21	\$ 156.90	Plantronics Wireless Headset for Admin Staff	Micro		
Amazon	9/27/21	\$ 76.58	2 Kensington Surface Pro 7 Cases	Micro		
Amazon	8/28/21	\$ 50.96	Telephone Cords and Monitor Doc. Holder	Micro		
Amazon	8/1/21	\$ 79.86	Cleaning Supplies for Office	Micro		
Amazon	7/30/21	\$ 26.31	Microsoft Life Camera LM	Micro		
Amazon	7/27/21	\$ 78.99	Laptop Docking Station	Micro		
Amazon	7/1/21	\$ 29.98	Replacement Battery	Micro		
Amazon	6/30/21	\$ 25.99	Cabinet door handles for office desk	Micro		
Amazon	6/29/21	\$ 299.98	MONITORS	Micro		
Amazon	6/9/21	\$ 480.00	PRINTER FOR WF CENTER	Micro		
Amazon	6/1/21	\$ 73.64	OFFICE SUPPLIES	Micro		
Amazon	5/29/21	\$ 55.98	DUAL MONITOR STAND	Micro		
Amazon	5/12/21	\$ 70.38	TONER	Micro		
Amazon	4/10/21	\$ 19.99	Wireless Keyboard	Micro		
Amazon	4/10/21	\$ 7.85	HMDI 6ft Cable	Micro		
Amazon	1/10/21	\$ 84.99	Docking Hub for Surface KB	Micro		
B&H photo	12/28/21	\$ 69.99	Power Cord	Micro	\$ 69.99	\$ 3,415.94
B&H photo	8/19/21	\$ 29.95	DSLR Camera Camcorder Phone Stabilizer	Micro		
B&H photo	4/1/21	\$ 3,316.00	4 Laptops Center	Micro		
Benchmark Business Solutions TWC	12/22/21	\$ 66.95	Copier Monthly Maintenance	Micro	\$ 66.95	\$ 657.64
Benchmark Business Solutions TWC	12/10/21	\$ 80.59	Copier Monthly Maintenance	Micro	\$ 80.59	
Benchmark Business Solutions TWC	10/25/21	\$ 74.10	Copier Monthly Maintenance	Micro		
Benchmark Business Solutions TWC	9/23/21	\$ 72.44	Copier Monthly Maintenance	Micro		
Benchmark Business Solutions TWC	8/24/21	\$ 62.63	Copier Monthly Maintenance	Micro		
Benchmark Business Solutions TWC	7/26/21	\$ 94.84	Copier Monthly Maintenance	Micro		
Benchmark Business Solutions TWC	6/28/21	\$ 59.75	Copier Monthly Maintenance	Micro		
Benchmark Business Solutions TWC	5/27/21	\$ 96.38	Copier Monthly Maintenance	Micro		
Benchmark Business Solutions TWC	5/1/21	\$ 49.96	BMK-WR09 CON14993-BMK-01	Micro		
Bitly	5/29/21	\$ 37.31	Bitly	Micro		\$ 74.62
Bitly	6/30/21	\$ 37.31	Bitly	Micro		
Blue Host	4/29/21	\$ 638.27	Bluehost Annual Web-Hosting	Micro		\$ 723.38
Blue Host	3/30/21	\$ 85.11	Comodo SSL Certificate renewal	Micro		
Boley Featherston	2/24/21	\$ 955.00	D & O Insurance	Micro		\$ 955.00
Branding Iron Inc	6/16/21	\$ 240.16	Board Meeting Meal	Micro		\$ 240.16
Calendy	12/28/21	\$ 16.24	Calendy	Micro	\$ 16.24	\$ 64.96
Calendy	11/28/21	\$ 16.24	Calendy	Micro		
Calendy	10/28/21	\$ 16.24	Calendy	Micro		
Calendy	9/30/21	\$ 16.24	Calendy	Micro		
CDW Government Inc	12/22/21	\$ 264.50	TONERS	Micro	\$ 264.50	\$ 22,658.25
CDW Government Inc	11/16/21	\$ 6,764.80	Cisco Merake Renewal	Micro	\$ 6,764.80	
CDW Government Inc	7/22/21	\$ 7,384.30	Cloud License Renewal	Micro		
CDW Government Inc	5/3/21	\$ 193.56	INK FOR PRINTERS	Micro		
CDW Government Inc	5/1/21	\$ 6,930.00	Laptops for Rapid Response	Micro		
CDW Government Inc	5/1/21	\$ 1,121.09	TONERS	Micro		
Crane West	12/16/21	\$ 3,500.00	IKEA HOME Grant	Micro	\$ 3,500.00	\$ 3,500.00

Board Procurement List
1/1/2021 - 12/31/2021

DAVE'S BUG PRO	11/24/21	\$ 60.00	BI MONTHLY PEST CONTROL	Micro		\$ 300.00
DAVE'S BUG PRO	9/22/21	\$ 60.00	BI MONTHLY PEST CONTROL	Micro		
DAVE'S BUG PRO	7/28/21	\$ 60.00	BI MONTHLY PEST CONTROL	Micro		
DAVE'S BUG PRO	5/3/21	\$ 60.00	BI MONTHLY PEST CONTROL	Micro		
DAVE'S BUG PRO	3/24/21	\$ 60.00	BI MONTHLY PEST CONTROL	Micro		
Design Works	12/31/21	\$ 1,750.00	IKEA HOME GRANT- EAT MY PLANTS 1 OF 2	Micro	\$ 1,750.00	\$ 3,054.40
Design Works	10/1/21	\$ 975.00	IKEA HOME GRANT-NOCONA 2 OF 2	Micro		
Design Works	8/11/21	\$ 329.40	IKEA HOME GRANT-NOCONA 1 OF 2	Micro		
Diaz and Smith Inc.	10/28/21	\$ 1,600.00	2021/2022 FISCAL INTEGRITY REVIEW/REPORT	Micro		\$ 1,600.00
Dickeys Barbecue Pit	8/28/21	\$ 255.00	Dickeys Barbecue Pit	Micro		\$ 255.00
Doctor Multimedia	6/23/21	\$ 2,688.00	Website development for Henrietta	Micro		\$ 2,688.00
Doodle	3/1/21	\$ 71.88	Annual renewal 2/12/22	Micro		\$ 71.88
Edgin, Parkman, Fleming & Fleming	9/3/21	\$ 950.00	Preparation of IRS form 990	Micro		\$ 950.00
Empire Paper	9/18/21	\$ 63.00	Hand soap for dispensers	Micro		\$ 126.00
Empire Paper	6/10/21	\$ 63.00	Hand soap and dispensers	Micro		
Facebook	12/28/21	\$ 9.51	Facebook Ads	Micro	\$ 9.51	\$ 219.72
Facebook	11/28/21	\$ 40.49	Facebook Ads	Micro	\$ 40.49	
Facebook	10/28/21	\$ 6.41	Facebook Ads	Micro		
Facebook	4/29/21	\$ 4.85	Instagram posts 4/18	Micro		
Facebook	4/29/21	\$ 25.00	Instagram posts 3/18-4/18	Micro		
FaceBook	3/28/21	\$ 25.00	NTX hiring week 3/17-3/28	Micro		
FaceBook	3/1/21	\$ 15.00	Archer Clay Job Fair ad	Micro		
Facebook	7/28/21	\$ 14.49	Facebook Ads	Micro		
Facebook	6/30/21	\$ 25.00	Facebook Ads	Micro		
Facebook	6/30/21	\$ 25.00	Facebook Ads	Micro		
Facebook	5/29/21	\$ 19.93	Facebook Ads	Micro		
Facebook	5/29/21	\$ 9.04	Facebook Ads	Micro		
Faronics	11/16/21	\$ 1,310.00	Anti-Virus Deep Freeze Reneal	Micro	\$ 1,310.00	\$ 1,310.00
Gallion Consulting	1/28/21	\$ 6,758.49	Paperless system renewal 9/20-9/21	Micro		\$ 6,758.49
Gypsy Kitchen	11/3/21	\$ 150.00	Board Meeting meals	Micro	\$ 150.00	\$ 150.00
GSM	1/13/21	\$ 349.00	Social Media Conference	Micro		\$ 349.00
Hobby Lobby	4/1/21	\$ 21.64	Frames	Micro		\$ 21.64
Hudson Blueprint	9/30/21	\$ 183.00	Firearm Sign for Centers	Micro		\$ 217.10
Hudson Blueprint	9/30/21	\$ 34.10	Firearm Sign for Board Office	Micro		
IAWP - Texas Chapter	10/13/21	\$ 3,600.00	TWC Conference Nov 2021 8 participants	Micro		\$ 3,600.00
JOTFORM	11/28/21	\$ 174.00	JOTFORM	Micro	\$ 174.00	\$ 174.00
KAUZ	12/31/21	\$ 1,200.00	Commercials for Dec. 2021	Micro	\$ 1,200.00	\$ 2,200.00
KAUZ	11/30/21	\$ 1,000.00	Commercials for Dec. 2021	Micro	\$ 1,000.00	
KFDX	11/30/21	\$ 610.00	Commercials for Nov. 2021	Micro	\$ 610.00	\$ 3,115.00
KFDX	10/8/21	\$ 875.00	Texhoma Hhomepage.com Commericals	Micro		
KFDX	9/1/21	\$ 1,630.00	Texhoma Hhomepage.com Commericals	Micro		
Liberty Mutual Ins	1/13/21	\$ 1,695.00	Ins on Mobile Unit contents	Micro		\$ 1,695.00
LogMeIn	11/18/21	\$ 1,300.00	Central 25 Renewal	Micro	\$ 1,300.00	\$ 3,683.20
LogMeIn	8/15/21	\$ 2,383.20	GO TO ASSIST REMOTE SUPPORT	Micro		
McBrides	12/28/21	\$ 198.37	Board Meeting meals	Micro	\$ 198.37	\$ 198.37
Microsoft	12/6/21	\$ 64.80	Office 365 Renewal	Micro	\$ 64.80	\$ 3,586.00
Microsoft	11/1/21	\$ 40.54	Office 365	Micro	\$ 40.54	
Microsoft	7/6/21	\$ 3,348.00	Office 365	Micro		
Microsoft	7/1/21	\$ 60.66	Office 365	Micro		
Microsoft	2/28/21	\$ 72.00	Office 365	Micro		
Movo Photo	3/1/21	\$ 69.95	Transmitter and Mic	Micro		\$ 69.95
NameCheap.com	9/30/21	\$ 13.66	Renewal wfsntx.com	Micro		\$ 41.98
NameCheap.com	6/30/21	\$ 15.16	Renewal wfsntx.net	Micro		
NameCheap.com	4/1/21	\$ 13.16	Domain renewal ntxworksolutions.com	Micro		
Paypro Global	4/29/21	\$ 86.29	Flipbook PDF BIZ 1 yr subscription	Micro		\$ 86.29
Philadelphia Ins	2/26/21	\$ 3,700.00	NonProfit umbrella package	Micro		\$ 3,700.00
Rib Crib	3/4/21	\$ 164.84	Board Meeting meals	Micro		\$ 164.84
Sam's Club	7/28/21	\$ 90.02	Cleaning/Sanitizing products for board office	Micro		\$ 90.02
Shutterstock	6/30/21	\$ 224.00	Stock Photos for print publication	Micro		\$ 224.00
Smash Balloon	4/29/21	\$ 98.00	Annual Facebook Word Press Support	Micro		\$ 98.00
Solid Border Inc	8/24/21	\$ 1,094.80	Solid Border Inc	Micro		\$ 1,094.80

Board Procurement List
1/1/2021 - 12/31/2021

Southern Computer Warehouse	4/6/21	\$ 191.30	Fax copier	Micro		\$ 191.30
TAWB	10/28/21	\$ 150.00	EO Officer Civil Rights Training	Micro		\$ 150.00
The Retail Coach	3/22/21	\$ 2,000.00	Mobile Phone Analysis	Micro		\$ 2,000.00
Tiger Direct	4/29/21	\$ 99.99	Docking Station	Micro		\$ 99.99
Times Record News	4/20/21	\$ 148.91	TRN advertising Public Comment	Micro		\$ 148.91
TWC	4/19/21	\$ 45.00	Business cards	Micro		\$ 45.00
Twitter	4/29/21	\$ 20.00	North Texas Hiring Week 3/24-3/28	Micro		\$ 40.00
Twitter	4/1/21	\$ 5.00	NTX hiring week	Micro		
Twitter	1/28/21	\$ 11.50	NTS virtual job fairs	Micro		
Twitter	1/21/21	\$ 3.50	NTS virtual job fairs	Micro		
USPS	10/28/21	\$ 8.10	Postage To Mail Gift Cards LM	Micro		\$ 288.67
USPS	9/30/21	\$ 2.17	Keys For UI Tax Office	Micro		
USPS	9/30/21	\$ 7.80	Postage To Mail Ikea Reports LM	Micro		
USPS	5/29/21	\$ 270.60	Postage for Annual report booklets 123 *2.20	Micro		
Walmart	10/28/21	\$ 23.36	First Aid Kit and Dawn Dish Soap for Board	Micro		\$ 201.14
Walmart	10/28/21	\$ 4.48	Battery for Door Alarm at Board Office	Micro		
Walmart	10/28/21	\$ 107.88	Gifts For Door Prized at TWC Conf.	Micro		
Walmart	8/28/21	\$ 32.71	SD memory card and reader	Micro		
Walmart	6/28/21	\$ 32.71	Novatel MiFi Battery	Micro		
Warren Fonville PLLC	10/6/21	\$ 12,762.50	Lawyer for lease dispute	Small		\$ 38,368.00
Warren Fonville PLLC	6/1/21	\$ 14,887.50	Lawyer for lease dispute	Small		
Warren Fonville PLLC	2/3/21	\$ 5,918.00	Lawyer for lease dispute	Small		
Warren Fonville PLLC	1/4/21	\$ 4,800.00	Lawyer for lease dispute	Small		
Which Wich Sandwiches	8/28/21	\$ 180.00	Board Meeting meals	Micro		\$ 368.00
Which Wich Sandwiches	4/6/21	\$ 188.00	Board Meeting meals	Micro		
Wilson's Office supply	10/8/21	\$ 302.53	Paper Goods for Board Office	Micro		\$ 4,659.16
Wilson's Office supply	9/9/21	\$ 7.85	Mailing Labels	Micro		
Wilson's Office supply	8/20/21	\$ 123.92	PAPER TOWELS 939648-0	Micro		
Wilson's Office supply	6/7/21	\$ 123.92	PAPER TOWELS 940712-0	Micro		
Wilson's Office supply	4/30/21	\$ 352.94	Office supplies	Micro		
Wilson's Office supply	3/12/21	\$ 3,748.00	Staff office furniture	Micro		
ZOOM	12/28/21	\$ 277.00	Cloud and 3 Webinar 500	Micro	\$ 277.00	\$ 2,321.24
ZOOM	11/28/21	\$ 277.00	Cloud and 3 Webinar 500	Micro	\$ 277.00	
ZOOM	10/28/21	\$ 277.00	Cloud and 3 Webinar 500	Micro		
ZOOM	9/30/21	\$ 277.00	Cloud and 3 Webinar 500	Micro		
ZOOM	8/11/21	\$ 137.61	Webinar 500	Micro		
ZOOM	7/28/21	\$ 40.00	Zoom	Micro		
ZOOM	5/29/21	\$ 40.00	Zoom Cloud Recording May-June	Micro		
ZOOM	4/29/21	\$ 6.13	Cloud recording	Micro		
ZOOM	4/29/21	\$ 789.50	Annual renewal Standard Pro for 5	Micro		
ZOOM	4/1/21	\$ 80.00	Cloud recording Mar/Apr	Micro		
ZOOM	2/27/21	\$ 40.00	Cloud recording 2/27 fee	Micro		
ZOOM	2/4/21	\$ 40.00	Cloud recording 1/29 fee	Micro		
ZOOM	2/1/21	\$ 40.00	Cloud recording 12/29 fee	Micro		
Total					\$ 19,749.27	\$ 127,484.96
DIR vendors on TX Comptrollers website						
Currently this list does not include most leases, travel, training cost, or telecommunications						

Workforce Solutions North Texas
Grant Spending Report
Report date: As of 12/31/2021

Acct Code	Grant Number	Workforce Program	Grant Period	Total Grant Award	Total Grant Expended	Balance Remaining	% Remaining
33-878	3018VRS180	Paid Work Experience	04/01/19 - 09/30/23	225,000.00	19,952.54	205,047.46	91%
33-880	NT2020-1	PATH	01/01/20 - 03/31/23	90,000.00	22,643.43	67,356.57	75%
33-881	0320WOA001	WIOA - Adult	07/01/20 - 06/30/22	336,747.00	326,932.53	9,814.47	3%
33-882	0320WOD001	WIOA - Dislocated Workers	07/01/20 - 06/30/22	583,641.00	542,789.54	40,851.46	7%
33-883	0320WOY001	WIOA - Youth	07/01/20 - 06/30/22	324,216.00	288,751.28	35,464.72	11%
33-885	0321CCM001	Child Care Local Match	10/01/20 - 12/31/21	594,818.00	594,817.90	0.10	0%
33-886	0321CCP001	Protective Regulatory Services	09/01/20 - 12/31/21	656,200.00	568,668.49	87,531.51	13%
33-887	0321COL001	Infrastructure Support Services - Ongoing	09/01/20 - 10/31/21	98,158.68	71,667.68	26,491.00	27%
33-891	0321CCF001	Child Care - CCF	10/01/20 - 12/31/21	5,374,964.47	5,368,560.56	6,403.91	0%
33-892	0321REA001	Reemployment Services and Eligibility Assessment	09/30/20 - 12/31/21	113,288.00	112,937.41	350.59	0%
33-893	0321WOO001	WOO - Additional Funding	10/01/20 - 09/30/22	34,333.00	4,336.04	29,996.96	87%
33-894	0321TRA001	Trade Adjustment Act	10/01/20 - 12/31/21	10,000.00	0.00	10,000.00	100%
33-896	0321WPA001	Wagner-Peyser Employment Service	10/01/20- 09/30/21	67,794.00	65,082.89	2,711.11	4%
33-898	3018VRS142	Student Hire Ability Navigator	09/01/20 - 08/31/21	226,000.00	89,410.38	136,589.62	60%
33-900	3021VRS056	Summer Earn and Learn	02/01/21 - 01/30/22	80,000.00	40,476.90	39,523.10	49%
33-911	0321WOS001	Military Family Support	01/01/21 - 12/31/21	69,070.00	70,604.11	(1,534.11)	-2%
33-912	0321DON001	DON - Home Grant	04/23/21 - 04/30/22	50,000.00	15,495.13	34,504.87	69%
33-913	0321WOA001	WOA - Adult	07/01/21 - 06/30/23	338,322.00	14,257.90	324,064.10	96%
33-914	0321WOD001	WOD - Dislocated Workers	07/01/21 - 06/30/23	719,852.00	32,509.42	687,342.58	95%
33-915	0321WOY001	WOY - Youth	07/01/21 - 06/30/23	322,902.00	19,422.74	303,479.26	94%
33-916	0321WOR001	WIOA - Rapid Response	07/01/21 - 06/30/22	17,036.00	10,049.86	6,986.14	41%
33-917	0322COL001	Infrastructure Support Services - Ongoing	09/01/21 - 10/31/22	104,621.64	24,156.67	80,464.97	77%
33-918	0322CCP001	Protective Regulatory Services	09/01/21 - 12/31/22	628,600.00	193,781.65	434,818.35	69%
33-919	0322CCF001	Child Care - CCF	10/01/21 - 12/31/22	7,702,084.00	511,409.66	7,190,674.34	93%
33-1000	0322SNE001	SNAP E & T	10/01/21 - 09/30/22	139,055.86	60,230.03	78,825.83	57%
33-1001	0322CCM001	Child Care Local Match	10/01/21 - 12/31/22	588,350.00	0.00	588,350.00	100%
33-1002	0322CCX001	Service Industry Recovery SIR	10/01/21 - 03/31/23	3,236,383.00	11,924.88	3,224,458.12	100%
33-1003	0322TAF001	Temporary Assistance to Needy Families	10/01/21 - 10/31/22	951,177.00	129,345.40	821,831.60	86%
33-1004	0322WPA001	Wagner-Peyser Employment Service	10/01/21 - 12/31/22	29,593.00	6,955.56	22,637.44	76%
33-1005	0322WCI001	Workforce Commission Incentives	10/01/21 - 09/30/22	89,683.00	0.00	89,683.00	100%
33-1006	0322CCQ001	Child Care Quality	10/01/21 - 10/31/22	616,112.00	0.00	616,112.00	100%
33-1007	0322TVC001	Texas Veteran's Commission	10/01/21 - 09/30/22	16,200.00	2,349.09	13,850.91	85%
33-1008	0322REA001	Reemployment Services and Eligibility Assessment	10/01/21 - 12/31/22	122,440.00	0.00	122,440.00	100%
33-1009	0322WOO001	WOO - Additional Funding	10/01/21 - 09/30/22	3,134.00	2.61	3,131.39	100%
33-1010	0322TRA001	Trade Adjustment Act	10/01/21 - 12/31/22	10,000.00	0.00	10,000.00	100%
33-1011	0322RAG001	Resource Administration Grant	09/01/21 - 09/30/22	6,346.00	751.05	5,594.95	88%
33-1012	0322WOS001	WOS- Military Family Support	01/01/22 - 12/31/22	69,576.00	0.00	69,576.00	100%
33-1013	0322BSA001	BSA - Board Service Awards	01/01/22 - 12/31/22	200,000.00	0.00	200,000.00	100%



January 2022

Customers Served by County in January

Fund	Archer	Baylor	Clay	Cottle	Foard	Hardeman	Jack	Montague	Wichita	Wilbarger	Young	Other	Total	Oct 2021 Jan 2022
WIOA Youth	0	0	0	0	0	0	0	0	3	0	0	0	3	8
WIOA Adult	0	0	0	0	0	1	0	0	27	0	0	0	28	56
WIOA DW	0	0	0	0	0	0	0	0	14	0	1	0	15	21
ES	6	1	10	0	0	5	2	16	270	13	6	33	362	1,216
Vets	0	0	1	0	0	1	0	1	31	0	1	4	39	116
TAA	0	0	0	0	0	0	0	0	0	0	0	0	0	0
TANF/Choices	1	0	0	0	0	0	0	1	22	2	1	0	27	38
SNAP E&T	0	0	0	0	0	0	0	2	17	1	0	0	20	38
WIT ES	9	4	26	1	0	5	6	37	559	47	19	134	847	2,000
Total	16	5	37	1	0	12	8	57	943	63	28	171	1341	3,493

WIT Entered Employment

24 Placements + 18 Went to work = 42 Total Entered Employment for January 2022

Employers Served	Total Services to Employers
206	357

Job Order Report - by County – January

County	State	Country	Total Job Orders	Total Job Openings	Total Job Referrals
Archer County	TX	US	3	11	0
Baylor County	TX	US	4	4	1
Clay County	TX	US	11	31	0
Foard County	TX	US	2	3	0
Hardeman County	TX	US	18	19	1
Jack County	TX	US	3	7	0
Montague County	TX	US	8	12	4
Wichita County	TX	US	167	206	112
Wilbarger County	TX	US	105	137	8
Young County	TX	US	8	9	0
County	State	Country	Total Job Orders	Total Job Openings	Total Job Referrals
Report Totals			341	451	128



Hiring Event Results

- **North Texas State Hospital**, Thursday, December 9, 2021, Vernon College in Vernon, TX
 - 10 job seekers
- **North Texas State Hospital**, Wednesday, December 8, 2021, Workforce Solutions in Wichita Falls
 - 25 job seekers
- **Sevita**, Friday, January 7, 2022, Workforce Solutions in Wichita Falls
 - 2 job seekers
- **North Texas State Hospital**, Wednesday, January 12, 2021, Workforce Solutions in Wichita Falls
 - 21 job seekers
- **City of Wichita Falls**, January 19-21, 2022, Workforce Solutions in Wichita Falls
 - 56 job seekers, 23 job offers
- **Texas Department of Criminal Justice**, Tuesday, January 25, 2022, Workforce Solutions, WF
 - 6 job seekers, 4 job offers
- **North Texas State Hospital**, Wednesday, February 9, 2022, Workforce Solutions in Wichita Falls
 - 29 job seekers
- **Sevita**, Thursday, February 10, 2022, Workforce Solutions in Wichita Falls
 - 9 job seekers
- **City of Wichita Falls**, February 17, 2022, City of Wichita Falls
 - 85 job seekers

Job Fair Results

- **Wilbarger and Hardeman County Job Fair**, Wednesday, January 26, 2022, Wilbarger Auditorium in Vernon, TX
 - 20 employers, 19 job seekers



NORTH TEXAS STATE HOSPITAL

Hiring Event

Thursday, December 9

10am - 2pm

Vernon College
Colley Student Center
4400 College Dr.
Vernon, TX



Paid Vacation and Sick Time · Paid Employee Insurance · 401K and State Retirement

10 Job Seekers



Rosa Castillo (left) and Bridgett Bara (right) welcome job seekers to the hiring event in Vernon, TX

TEXAS DEPARTMENT OF CRIMINAL JUSTICE HIRING EVENT



Tuesday, January 25, 2022 | 9 am to 3 pm

Workforce Solutions North Texas
4309 Old Jacksboro Hwy., Ste. 300 | Entrance 3
Wichita Falls, TX

Full and Part Time Positions · Full Healthcare and Retirement
Equal Opportunity Employer · Veterans Encouraged to Apply
Questions? Call 940.322.1801 (Option 2)

6 Job Seekers, 4 Job Offers





CITY OF WICHITA FALLS

3-Day Hiring Event

January 19-21, 2022


9am - 12pm

Workforce Solutions North Texas | Entrance 3
4309 Old Jacksboro Hwy. Ste. 300
Wichita Falls, TX



Questions? Call us at 940.322.1801 (Option 2)

56 Job Seekers, 23 Job Offers





Wilbarger & Hardeman County **JOB FAIR**

Wednesday, January 26, 2022

10 am to 12 pm

Wilbarger Auditorium

2100 Yamparika St.

Vernon, TX




Workforce Solutions North Texas is an equal opportunity employer/program. Auxiliary aids and services are available upon request to individuals with disabilities. Relay Texas: (800)735-2989 (TDD) or (800)735-2988(Voice) or 711.

20 Employers, 19 Job Seekers



Wilbarger & Hardeman County JOB FAIR





NORTH TEXAS STATE HOSPITAL

Hiring Event

Wednesday, February 9 10am - 2pm

Workforce Solutions North Texas | Entrance 3
4309 Old Jacksboro Hwy. Ste. 300
Wichita Falls, TX



A proud partner of the [americanjobcenter](#) network



TEXAS
Health and Human Services



Paid Vacation and Sick Time · Paid Employee Insurance · 401K and State Retirement

29 Job Seekers, 5 Veterans





SEVITA

Hiring Event

Thursday, February 10 10am - 1pm

Workforce Solutions North Texas | Entrance 3
4309 Old Jacksboro Hwy. Ste. 300
Wichita Falls, TX



A proud partner of the [americanjobcenter](#) network



Questions? Call Workforce Solutions North Texas at 940.322.1801 (Option 2)

9 Job Seekers





85 Job Seekers



Rapid Response at Tranter – 3 Groups, Total of 60 Employees Onsite





Upcoming Events

Tower Extrusions HIRING EVENT

February 18, 2022 | 9 am to 3 pm
Workforce Solutions North Texas (Entrance 3)
4309 Old Jacksboro Hwy., Ste. 300
Wichita Falls, TX



Montague County JOB FAIR

Wednesday, February 23, 2022

10 am to 1 pm

Bible Baptist Church Fellowship Hall

1400 Highway 59

Bowie, TX



Workforce Solutions North Texas is an equal opportunity employer/program. Auxiliary aids and services are available upon request to individuals with disabilities. Relay Texas: (800)735-2989 (TDD) or (800)735-2988(Voice) or 711.

Workforce Re\$ource Blog



"Workforce Solutions North Texas is what I am most grateful for this year."

Crystal

Business Services Consultant
Workforce Solutions North Texas
Former Choices Participant


[NTXWORKSOLUTIONS.ORG/BLOG](https://bit.ly/21-11-24-crystal)

Crystal is currently working at the Workforce Center in Wichita Falls. She is a former Choices customer and is sharing her story today about what she is thankful for this year.

"I did not hesitate to accept the opportunity to share the fact that Workforce Solutions North Texas is what I am most grateful for this year. I am living proof that the programs provided by Workforce Solutions North Texas are invaluable to our community. Without the dedicated board and hardworking staff, I would not be where I am today."

To continue reading her story, click here: <https://bit.ly/21-11-24-crystal>

Soup Cookoff



2022 SOUP-er Bowl Winner: Lisa McNamara



Success Story

Active-duty spouse Milagros Cueto was referred to Workforce Solutions North Texas by Taylor Davis at the Wichita Falls Chamber of Commerce. She had been out of the workforce since 2014 and was struggling to find employment.

Military Family Support Liaison, Jared Elkins, helped her with her resume and provided follow-up resume assistance. Milagros applied for a job over the weekend, called the following Monday, and she was hired at The Results Company on Tuesday.

Through training and one-on-one support, we built confidence and helped communicate her value to employers.



MILITARY SPOUSE EMPLOYMENT SERVICES

Job search support and one-on-one services are available at **no cost!** Let us help you take the next step in your career.



Jared Elkins

Military Family Support Liaison

Ph: 940-322-1801 (ext. 106)

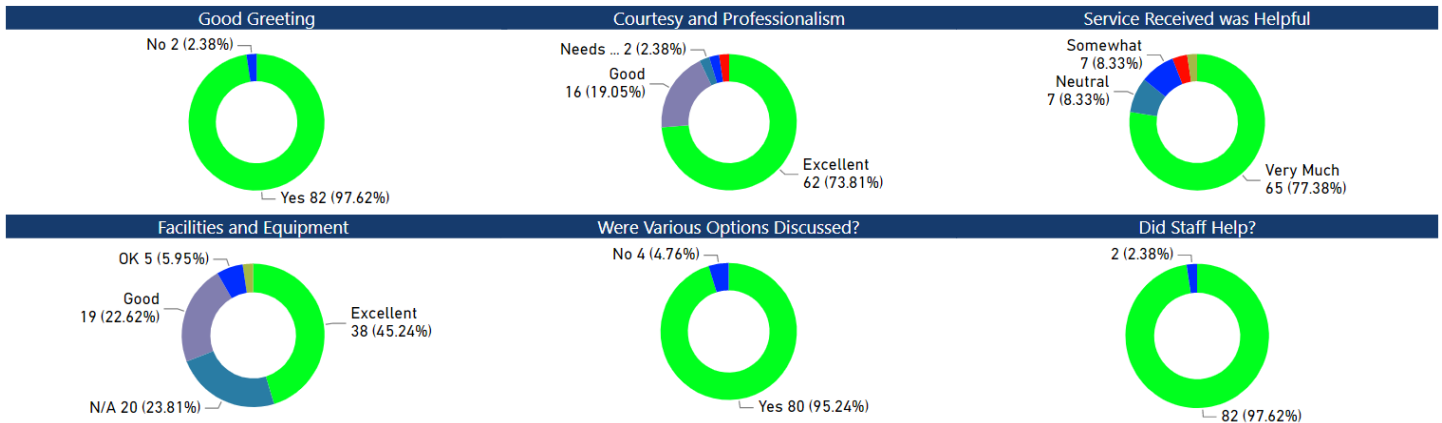
Em: Jared.Elkins@ntxworksolutions.org



A proud partner of the [americanjobcenter](#) network




WORKFORCE SOLUTIONS
 NORTH TEXAS



“Everything is perfect. No work needed.”

“Ginger is a very great kind welcoming woman. Michael Cross is a very good teacher and taught me a lot and helped me out a lot. Jason is very kind and on top of his job. The lady at the front desk with long dark hair is also fantastic. She is just so helpful and kind and inviting. She always gets the problem taken care of. She's very proactive. Cathy Rainwater also a very very wonderful woman with LOTS of information and enthusiasm and drive. She's the one who got me started in all this when I was TANF exempt to begin with, but she told me of all the benefits and encouraged me to get started in the program and now I have a job. And I'm starting to become self-sufficient. God bless her and all the staff that helped me. Thank you so much all these people deserve much recognition for going above and beyond their job with great uplifting inspiring attitudes while their doing it.”

“Good presentation”

“I am very pleased with the help being provided. I would be unaware of any opportunities in advancement if not for the outreach program provided. Thank you so much.”

“Most comprehensive training on Resume writing I have seen and was presented very concise. Would recommend to everyone looking for a better paying job.”

“My experience was great.”

“I honestly did not hear any area that needed to be worked on. Michael's presentation was more than I thought it was going to be. He gave our students so much information and was able to talk on their level, I even heard some information that I did not know. Thank you for letting Mr. Cross speak with our College and Career class and seniors at Forestburg ISD.

“The workshop on interviewing skills was very helpful because it was practical and specific in suggestions.”

Program Updates

COVID-19 has impacted working families and the child care programs they rely upon. As the lead state agency for the federal Child Care and Development Block Grant (CCDBG), TWC has received several increases to the CCDBG Grant to support child care response and recovery efforts. The increases continue to be dispersed throughout the state and new initiatives are being implemented according to TWC directives.

(See attachment 1 for more information regarding funding breakdowns and planned investments for 2022)

--Child Care Relief Funding

Earlier this month, the Texas Workforce Commission approved an additional \$1 billion in direct support for the Texas child care industry, increasing available funds for the [2022 Child Care Relief Fund](#) (CCRF) to a total of \$3.4 billion. That's over *four times more* funding available in the second round of funding than in the first.

(Please see attachment 2 for more information)

--Texas Rising Star Outreach Materials (Logo and Star Level Graphics)

TWC recently published a directive regarding the new logo and collateral materials for the new Texas Rising Star program. All TRS communications, promotional materials, etc. will now depict the image below.



--SIR Modification Plan

TWC has indicated that they are expecting a sizable amount of SIR funds to remain after the deadline of March 31, 2022. There is a plan to re-purpose these time-limited funds and plan to bring forward a Commission agenda item in June of 2022 to modify the SIR distribution.

Performance and Enrollment Numbers

Performance Target for North Texas = 1070 average children (discretionary)/day.

As of February 1, 2022:

- Total Children in Care= 1,336
- Discretionary Children in Care (Performance Target Eligible Children) = 1,242= 116.07% of performance.

Beginning February 10, 2022- the Child Care program reinstated a wait list for our area.

- Child Care staff will continue placing **IJS (Initial Job Search)** customers until September 2022. These clients are subject to the waiting list and will be served in the order that they are received once funds become available.
 - The only exception is **SIR (Service Industry Recovery)** child care customers who are still immediately placed. The last day we will accept SIR applications will be March 18, 2022.
-

Provider Services

Contracted Child Care Providers

County	LCCC Licensed Child Care Centers		LCCH Licensed Child Care Homes		RCCH Registered Child Care Homes		Totals
	TRS	Non-TRS	TRS	Non-TRS	TRS	Non-TRS	
Archer		1	1				3
Baylor		1					1
Clay		1		1		1	3
Cottle	1						1
Foard	1						1
Hardeman	1						1
Jack	1	2					3
Montague		3					3
Wichita	21	18	2	7		3	51
Wilbarger		5	1	1			7
Young	2	3					5
Totals	27	34	4	9	0	4	78

39.74% of contracted child care centers are Texas Rising Star accredited!

In the month of January 2022, **649** children receiving child care services attended a TRS facility. That means that **45.38%** of subsidized children received a higher level of quality at their child care center.

Higher levels of quality include components such as an education driven through an age-appropriate curriculum, purposeful interactive play and meaningful warm and responsive interactions with the classroom teacher.

Provider Services and Quality Updates

- 15 CDA students began classes January 31, 2022, at Vernon Colleges' Wichita Falls campus. The course concludes May 4, 2022.
- TRS Incentive/Staff retention payment project is still in the planning and development stages pending guidance/clarification from TWC.
- Provider Services Staff are preparing to start the biannual Quality Needs Assessment in early March 2022 for all TRS providers. The needs assessment will focus on curriculum needs and professional development needs.

Attachment 1--
Summary of Child Care Stimulus Funding
(as of February 2022)

Funds Available

Funding Source	Obligation & Expenditure Deadlines	Total Appropriated to TWC
CARES Act H.R. 748 , the Coronavirus Aid, Relief, and Economic Security Act (March 2020) CCDF-ACF-IM-2020-01	obligated by 9/30/2022; expended by 9/30/2023	\$371,663,374
CRRSA H.R. 133 , the Coronavirus Response and Relief Supplemental Appropriations Act (December 2020) CCDF-ACF-IM-2021-01	obligated by 9/30/2022; expended by 9/30/2023	\$1,135,748,591
ARPA Stabilization Grant Up to 10% for Supply Building/TA/Admin H.R. 1319 , the American Rescue Plan Act (March 2021) CCDF-ACF-IM-2021-02	obligated by 9/30/2022; expended by 9/30/2023	\$272,436,884
ARPA Stabilization Grant At least 90% for Grants to Providers H.R. 1319 , the American Rescue Plan Act (March 2021) CCDF-ACF-IM-2021-02	obligated by 9/30/2022; expended by 9/30/2023	\$2,451,931,953
ARPA Discretionary H.R. 1319 , the American Rescue Plan Act (March 2021) CCDF-ACF-IM-2021-03	obligated by 9/30/2023; expended by 9/30/2024	\$1,703,369,713
Total		\$5,935,150,515

Goals for Investments of Federal CCDBG Pandemic Funding

In February, the Texas Workforce Commission (TWC) submitted [Texas' Planned Use of CRRSA Funds Report](#) indicating considerations for how to invest CCDBG increases. TWC's focus for these new funds is to:

- **Serve more children with child care subsidies**, which may include targeting specific populations in need;
- **Stabilize the child care industry** through grants provided to programs to assist with their operating costs;
- Invest to **improve the quality child care**, including through TWC's Texas Rising Star program;
- **Support the child care workforce**, including through increased opportunities for professional development and training; and
- **Build the capacity of child care**, including apprenticeship program expansion.

Project	Date Approved	Funding Level
Essential Worker Child Care	March 24, 2020	\$52,400,000
Enhanced Reimbursement Rate	May 19, 2020 July 28, 2020 August 20, 2020 January 12, 2021	\$207,200,000
FY20 Low-Income Child Care	August 20, 2020	\$17,500,000
FY21 Low-Income Child Care	August 20, 2020	\$33,300,000
First Tranche		
2021 Child Care Relief Funds (up to \$775 million)	May 4, 2021	\$580,000,000
TA/Business Coaches	May 4, 2021	\$15,000,000
Second Tranche		
Service Industry Recovery Child Care	June 29, 2021	\$500,000,000
Texas Rising Star Support	June 29, 2021	\$30,000,000
Texas Rising Star Contracted Slots Pilot	June 29, 2021	\$1,200,000
Training: Early Childhood Apprenticeship Program Development	June 29, 2021	\$3,450,000
TWC Program Administration	June 29, 2021	\$5,678,743
Third Tranche		
2022 Child Care Relief Funds (<i>increased in the 5th Tranche</i>)	October 19, 2021	\$2,451,931,953
TRS Program Administration	October 19, 2021	\$42,500,000
CCRF Program Monitoring	January 11, 2022	\$20,000,000
Fourth Tranche		
FY22-24 Low Income Child Care	November 2, 2021	\$293,200,000
Matching Grants to Improve Quality	November 2, 2021	\$25,000,000
TWC PreK Partnership Expansion	November 2, 2021	\$26,000,000
Training: Professional Development Scholarship Expansion	November 2, 2021	\$7,000,000
Shared Services Alliances	November 2, 2021	\$25,000,000
Studies/Evaluations	November 2, 2021	\$1,602,000
FY22 CCS Provider Enrollment/Growth Support	November 2, 2021	287,000,000
Fifth Tranche		
Outreach/Education Campaigns	February 1, 2022	\$10,000,000
Training: Texas A&M Agri-Life	February 1, 2022	\$8,000,000
Training: HHSC/ECI	February 1, 2022	\$4,545,000
Training: Skills for Small Business/Child Care	February 1, 2022	\$1,000,000
2022 CCRF Increase (<i>bringing total to \$3.45 billion</i>)	February 1, 2022	\$1,000,000,000
Child Care Industry Expansion	February 1, 2022	\$75,000,000

Total Funds Approved and Funds Remaining Available

Total Approved	\$5,723,507,696
Remaining Balance	\$ 211,642,819



COMING SOON The 2022 Child Care Relief Fund

Attention Center & Home-Based Child Care Providers!

The Texas Workforce Commission wants to help your child care business thrive as we continue to recover from the COVID-19 pandemic.

More relief funds will be available in 2022 – over four times more than what was available in 2021 – to help child care programs get through the pandemic.

TWC will invite child care programs to apply in early 2022. This funding will reimburse allowable, documented operational costs including personnel (payroll, wage stipends, retention bonuses, etc.) incurred between September 1, 2021 and May 31, 2023.

To be eligible for 2022 Child Care Relief Funds, your child care business must be:

- 1 Open to provide child care services at the time of application OR be temporarily closed due to public health, financial hardship, or other COVID-19–related reasons at the time of application (with plans to reopen within 30 days);
- 2 Actively licensed or registered in the State of Texas with Child Care Regulation (CCR) by February 28, 2022;
- 3 In good standing with CCR; and
- 4 Committed to remaining open through at least May 2023.

Start preparing now!

It is very important that you review your information in the [Child Care Regulation portal](#) to make sure it's up to date.

- Is your email correct?
- Is your mailing address right?
- Is the person authorized to apply listed as a Controlling Person?

Please see the [How to Prepare to Apply Guide](#) for more information.

What else can you do to be ready?

- Keep receipts for eligible costs beginning September 1, 2021.
- Plan for how you will use the funds – you will be required to report this later.
- Watch for emails from TWC with more information!



Visit our website for more information!

<https://www.twc.texas.gov/programs/child-care-relief-funding>

For more resources, visit www.childcare.texas.gov/ccrf2022update.

Please email CCReliefFunds@trelliscompany.org or call 833-613-3192 to receive assistance and for answers to your questions.



Unemployment Rate 2019-2020-2021

NORTH TEXAS WORKFORCE
DEVELOPMENT AREA

A proud partner of the americanjobcenter® network

Glossary of Terms

Civilian noninstitutional population: Persons 16 years of age and older residing in the 50 states and the District of Columbia, who are not inmates of institutions (e.g., penal and mental facilities, homes for the aged), and who are not on active duty in the Armed Forces.

Civilian labor force (CLF): All persons in the civilian noninstitutional population classified as either employed or unemployed.

Employed persons: All persons who, during the reference week (week including the twelfth day of the month), (a) did any work as paid employees, worked in their own business or profession or on their own farm, or worked 15 hours or more as unpaid workers in an enterprise operated by a member of their family, or (b) were not working but who had jobs from which they were temporarily absent. Each employed person is counted only once, even if he or she holds more than one job.

Unemployed persons: All persons who had no employment during the reference week, were available for work, except for temporary illness, and had made specific efforts to find employment some time during the 4 week-period ending with the reference week. Persons who were waiting to be recalled to a job from which they had been laid off need not have been looking for work to be classified as unemployed.

Unemployment rate: The ratio of unemployed to the civilian labor force expressed as a percent [i.e., 100 times (unemployed/labor force)].



2019 Unemployment Data

	US	Texas	WDA*	Archer	Baylor	Clay	Cottle	Foard	Hardeman	Jack	Montague	Wichita	Wilbarger	Young
Jan	4	3.7	3.7	3.3	2.9	3.7	4.7	3.6	3.6	3.6	3.3	3.7	4.4	3.5
Feb	3.8	3.6	3.3	3.2	2.5	3.1	4.8	3.3	3.3	3.4	3.1	3.4	3.8	3.1
Mar	3.8	3.5	3.1	2.9	2.3	3	4.1	2.6	3.3	3.1	3	3.2	3.7	2.9
Apr	3.7	3.5	2.7	2.5	1.9	2.6	3.3	2.4	2.6	2.7	2.6	2.7	2.9	2.5
May	3.7	3.4	2.7	2.5	1.8	2.8	3.4	2.6	2.6	2.6	2.5	2.8	3.1	2.6
Jun	3.6	3.4	3.4	3.1	2.3	3.4	4.1	3.4	3.1	3.1	3	3.6	3.9	3.1
Jul	3.6	3.5	3.5	3.1	2.4	3.5	3.8	3	3.2	3.2	3	3.6	4.1	3.3
Aug	3.7	3.5	3.3	2.9	2.5	3.2	3.6	3.2	3.1	3.2	3	3.3	3.8	3.1
Sept	3.5	3.5	3	2.7	2.2	3	3.9	3.1	2.9	3.2	2.9	3	3.2	2.9
Oct	3.6	3.5	2.9	2.6	2.1	2.8	4.2	2.9	2.8	3.3	2.7	3	3.1	2.7
Nov	3.6	3.5	2.9	2.6	2.2	2.8	5.2	2.8	3	3.4	2.7	3	3.4	2.9
Dec	3.6	3.5	2.8	2.5	2.2	2.8	4.8	2.3	2.5	3	2.6	2.9	3.4	2.7

* **WDA = Workforce Development Area** = Counties of Archer, Baylor, Clay, Cottle, Foard, Hardeman, Jack, Montague, Wichita, Wilbarger, and Young

** **WF MSA = Wichita Falls Metropolitan Statistical Area** = Wichita Falls and surrounding towns impacting Wichita Falls labor force economy.

Unemployment 2019



2020 Unemployment Data

	US	Texas	WDA*	Archer	Baylor	Clay	Cottle	Foard	Hardeman	Jack	Montague	Wichita	Wilbarger	Young
Jan	3.5	3.6	3.3	3	2.4	3.1	5.5	2.5	3	4.1	3.1	3.3	3.9	3.1
Feb	3.5	3.7	3.2	2.9	2.6	2.9	4.4	2.6	2.7	4.1	3.2	3.1	3.9	3
Mar	4.4	4.9	4.5	4	3.4	4.3	6	3.7	4	5.5	4.5	4.4	5.3	4.4
Apr	14.8	12.9	9.9	8.2	3.8	8.1	5.3	6.9	4.8	9	10.7	11	6.9	7.7
May	13.3	11.6	8.6	7.2	4.4	7.6	5.2	6.3	5.4	9.5	9.7	9.3	6.8	6.9
Jun	11.1	10.2	8	7	4.5	7	5.5	5.5	6	9.2	8.9	8.5	7	6.8
Jul	10.2	9.3	7.7	6.5	4.2	6.6	5.3	3.8	4.8	8.6	8.3	8.4	6.6	6.3
Aug	8.4	6.9	5.5	4.6	2.6	4.7	3.7	3	3.3	6.2	6	5.9	4.8	4.5
Sept	7.8	7.9	6.6	5.5	3.7	5.8	4.6	3.9	4.4	7.6	7	7.1	5.9	5.4
Oct	6.9	7.3	6	5	3.4	5.2	3.7	3.7	4.3	6.7	6.2	6.4	5.9	4.8
Nov	6.7	7.2	6.2	5.1	3.6	5.5	4.6	4	4.6	7.2	6.3	6.5	6.6	5.3
Dec	6.7	6.9	6.2	5.1	3.3	5.9	5.1	4.1	5.2	6.6	6.2	6.5	6.9	5.1

* **WDA = Workforce Development Area** = Counties of Archer, Baylor, Clay, Cottle, Foard, Hardeman, Jack, Montague, Wichita, Wilbarger, and Young

** **WF MSA = Wichita Falls Metropolitan Statistical Area** = Wichita Falls and surrounding towns impacting Wichita Falls labor force economy.

Unemployment 2020



2021 Unemployment Data

	US	Texas	WDA*	Archer	Baylor	Clay	Cottle	Foard	Hardeman	Jack	Montague	Wichita	Wilbarger	Young
Jan	6.3	6.8	6.7	5.5	3.7	6.5	6.5	4.5	5.2	7.3	6.7	7	7.6	5.8
Feb	6.2	6.9	7	5.7	3.9	6.7	6.3	4	5.5	7.9	7	7.2	8.5	6.1
Mar	6	6.9	6.6	5.4	3.9	6.1	5.8	3.6	5.7	7.5	7	6.7	8.3	6.2
Apr	6.1	6.7	5.7	4.4	3.6	5.2	4.6	3.1	4.3	6.2	5.9	5.8	7.6	5.5
May	5.8	6.6	5.4	4.4	4	5.1	5.2	3.4	4.6	6	5.4	5.4	6.8	5.2
Jun	5.9	6.5	6	4.8	3.9	5.7	6.1	4.1	5	6.4	6.1	6.2	7.9	5.5
Jul	5.4	6.2	5.4	4.3	3.6	5	5.2	3.8	4.5	5.7	5.5	5.5	7	4.8
Aug	5.2	5.9	4.7	3.8	3.3	4.5	4.7	3.7	4.2	5.2	5	4.8	6.2	4.4
Sept	4.8	5.6	4.5	3.7	3.3	4.2	4.1	3.5	4.1	5	5	4.5	5.8	4.2
Oct	4.6	5.4	4.3	3.5	3.2	4.2	4.1	3.5	3.9	4.8	4.5	4.4	5.6	4.1
Nov	4.2	5.2	4.2	3.5	3	4	4.1	3.6	3.8	4.5	4.3	4.2	5.6	3.8
Dec	3.9	5	3.9	3.2	2.7	3.7	3.5	3.2	3.4	4.3	4	3.9	5.3	3.6

* **WDA = Workforce Development Area** = Counties of Archer, Baylor, Clay, Cottle, Foard, Hardeman, Jack, Montague, Wichita, Wilbarger, and Young

** **WF MSA = Wichita Falls Metropolitan Statistical Area** = Wichita Falls and surrounding towns impacting Wichita Falls labor force economy.

Unemployment 2021



Changes in Civilian Labor Force 2019-2020-2021

NORTH TEXAS WORKFORCE
DEVELOPMENT AREA

A proud partner of the americanjobcenter® network

Glossary of Terms

Civilian noninstitutional population: Persons 16 years of age and older residing in the 50 states and the District of Columbia, who are not inmates of institutions (e.g., penal and mental facilities, homes for the aged), and who are not on active duty in the Armed Forces.

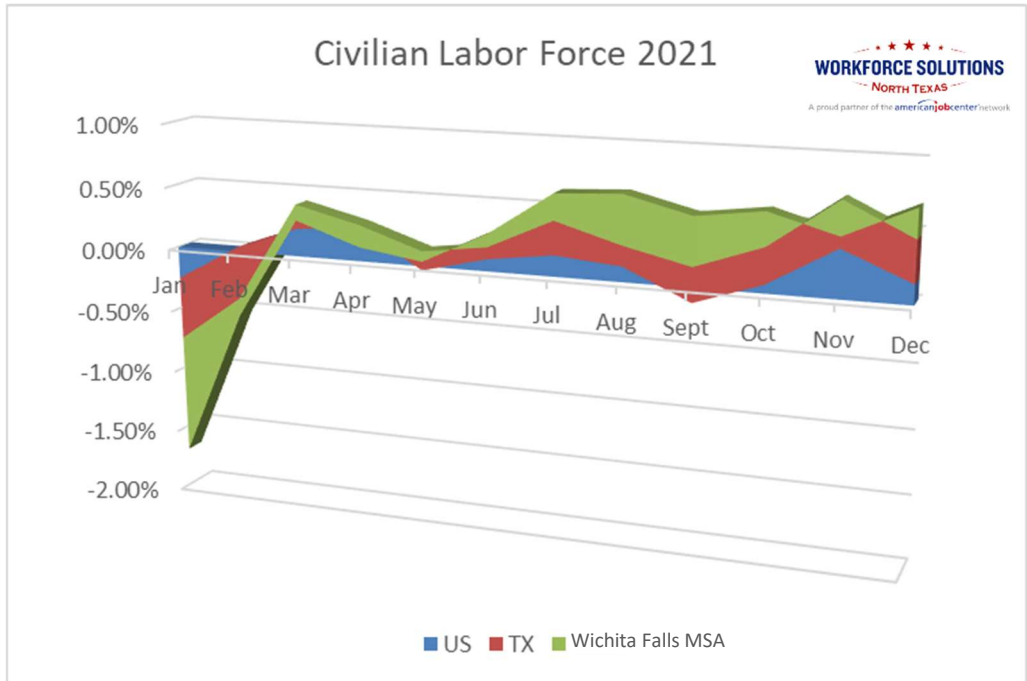
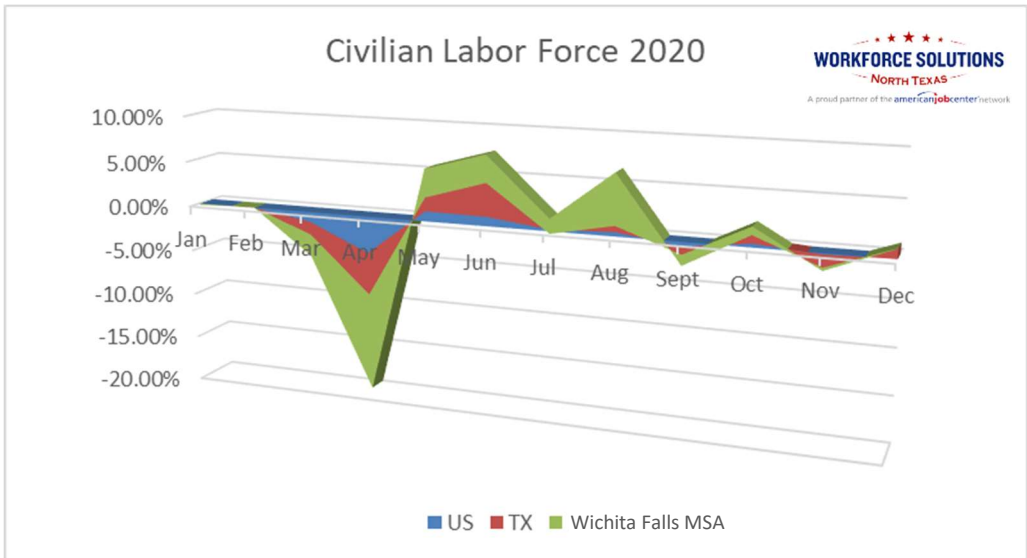
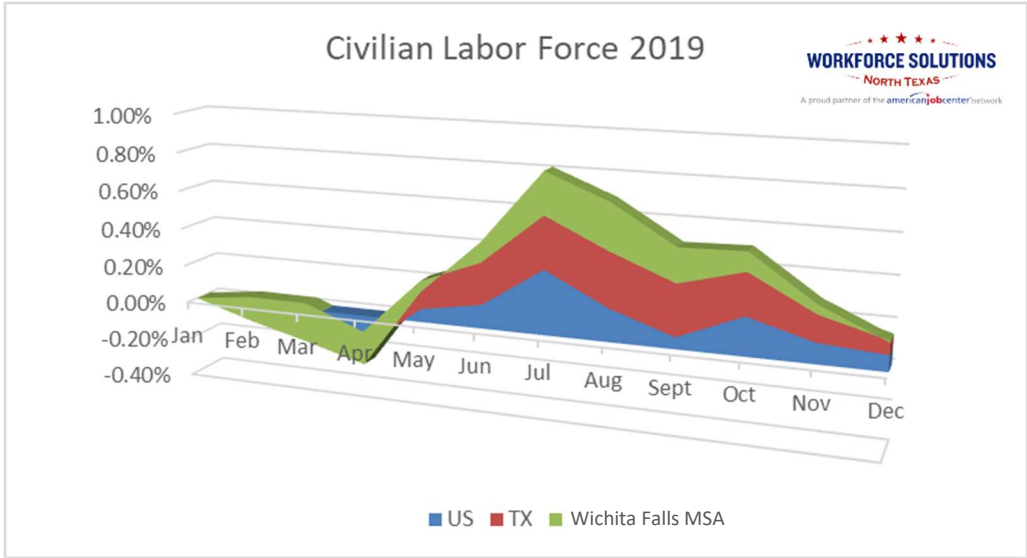
Civilian labor force (CLF): All persons in the civilian noninstitutional population classified as either employed or unemployed.

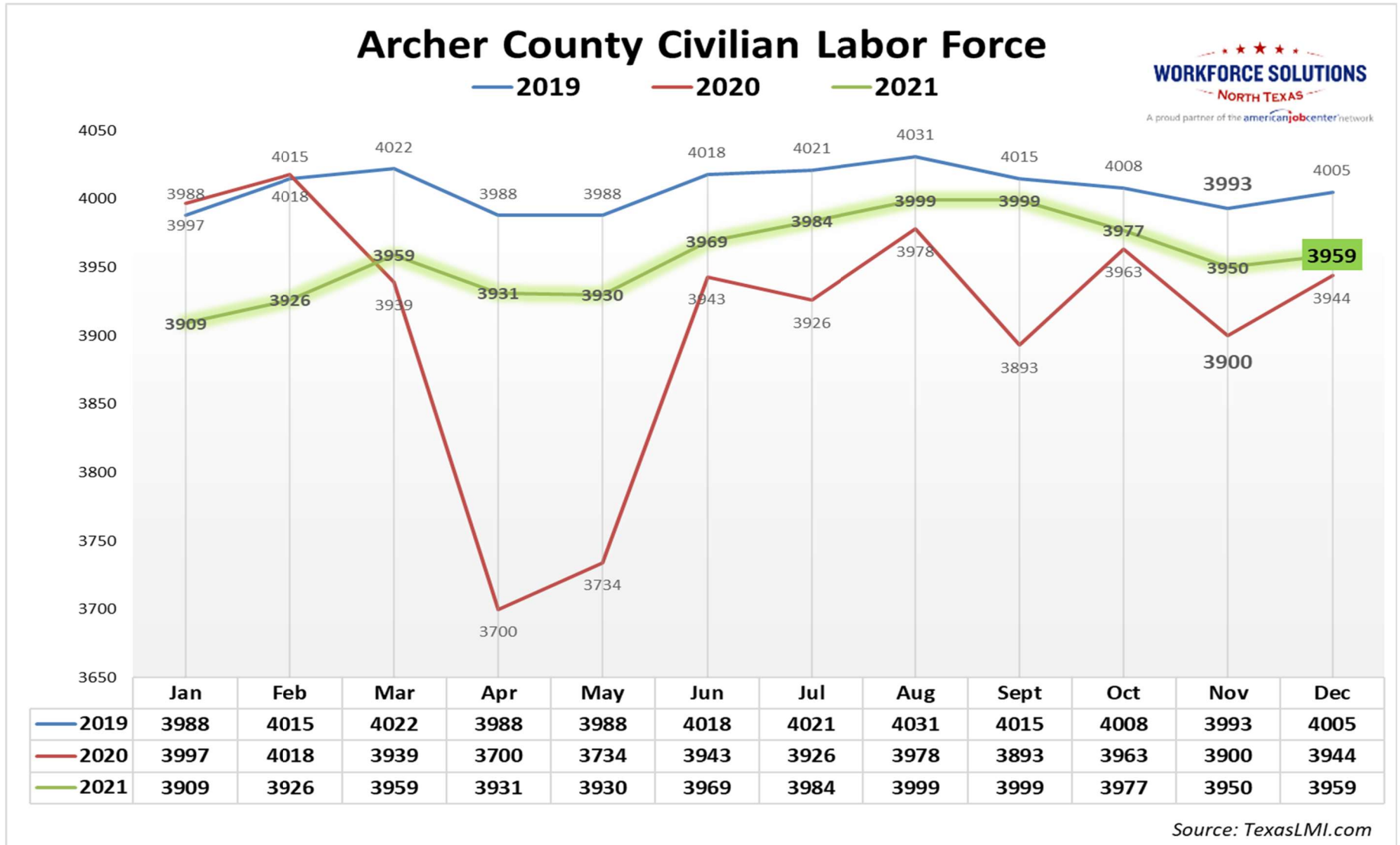
Employed persons: All persons who, during the reference week (week including the twelfth day of the month), (a) did any work as paid employees, worked in their own business or profession or on their own farm, or worked 15 hours or more as unpaid workers in an enterprise operated by a member of their family, or (b) were not working but who had jobs from which they were temporarily absent. Each employed person is counted only once, even if he or she holds more than one job.

Unemployed persons: All persons who had no employment during the reference week, were available for work, except for temporary illness, and had made specific efforts to find employment some time during the 4 week-period ending with the reference week. Persons who were waiting to be recalled to a job from which they had been laid off need not have been looking for work to be classified as unemployed.

Unemployment rate: The ratio of unemployed to the civilian labor force expressed as a percent [i.e., 100 times (unemployed/labor force)].

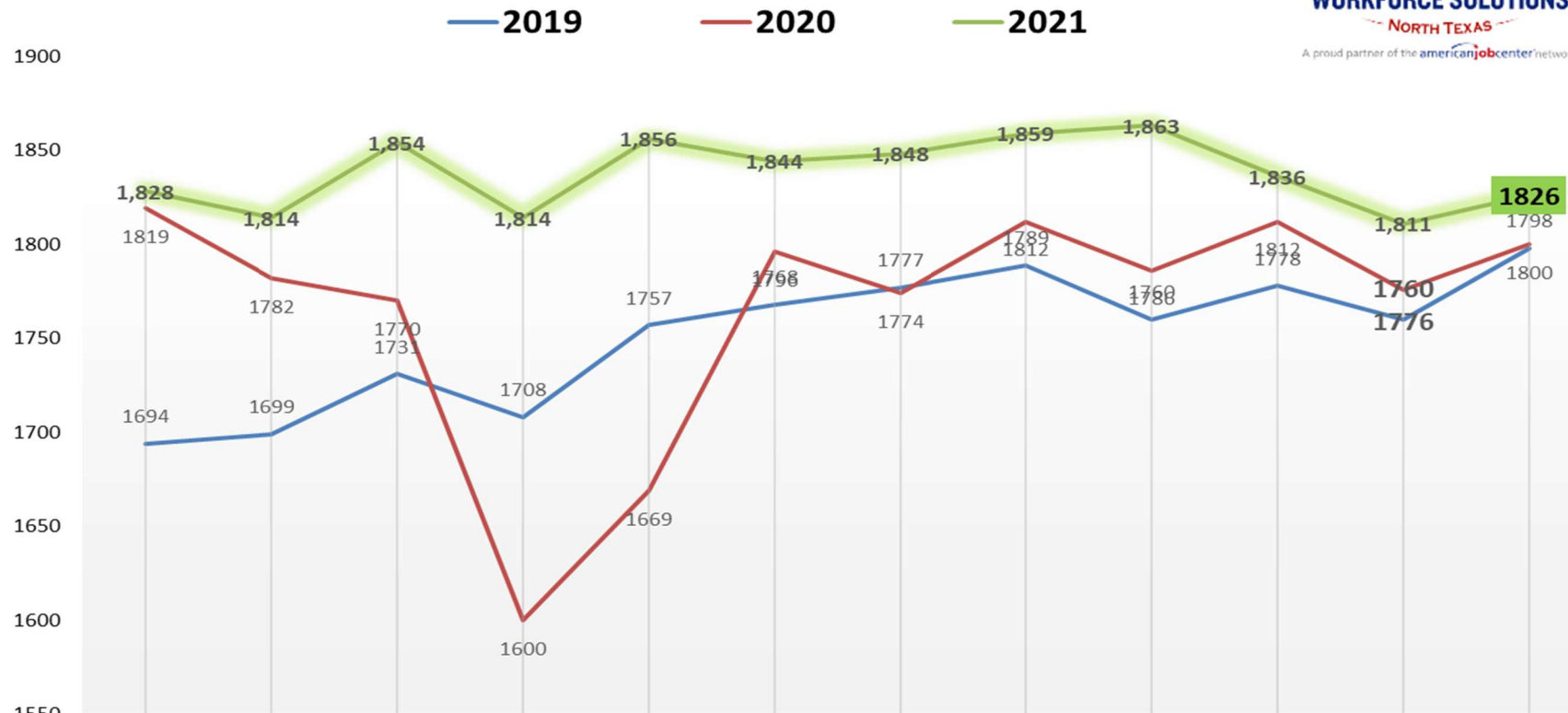
Civilian Labor Force (CLF)





Archer County CLF

Baylor County Civilian Labor Force



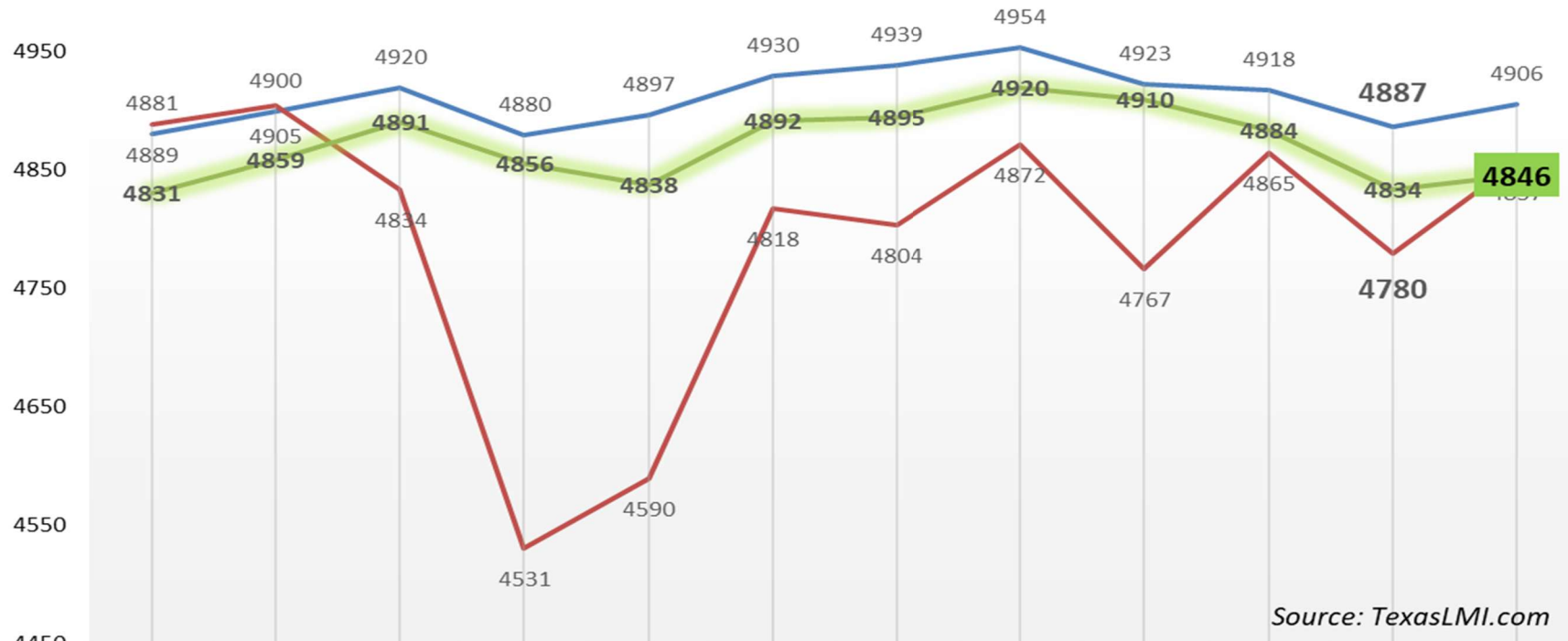
	Jan	Feb	Mar	Apr	May	Jun	Jul	Aug	Sept	Oct	Nov	Dec
2019	1694	1699	1731	1708	1757	1768	1777	1789	1760	1778	1760	1798
2020	1819	1782	1770	1600	1669	1796	1774	1812	1786	1812	1776	1800
2021	1,828	1,814	1,854	1,814	1,856	1,844	1,848	1,859	1,863	1,836	1,811	1826

Source: TexasLMI.com

Baylor County CLF

Clay County Civilian Labor Force

— 2019 — 2020 — 2021



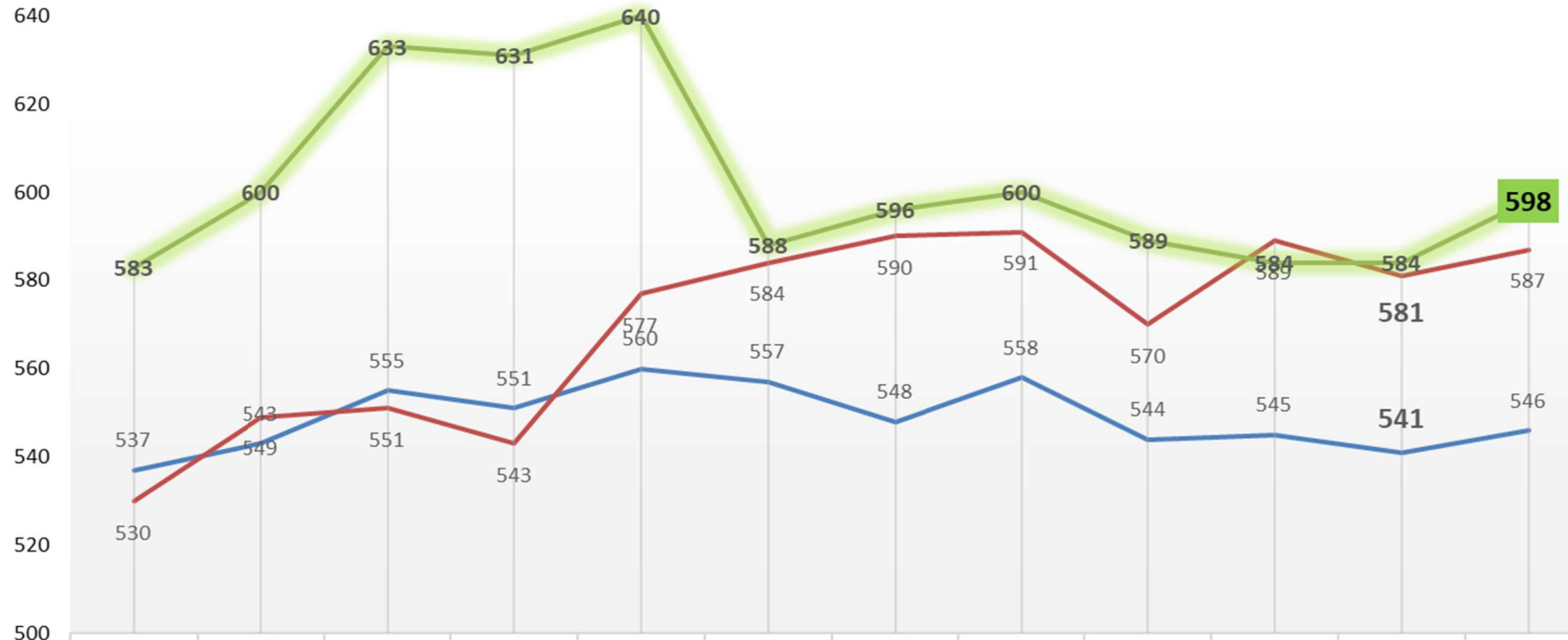
Source: TexasLMI.com

	Jan	Feb	Mar	Apr	May	Jun	Jul	Aug	Sept	Oct	Nov	Dec
— 2019	4881	4900	4920	4880	4897	4930	4939	4954	4923	4918	4887	4906
— 2020	4889	4905	4834	4531	4590	4818	4804	4872	4767	4865	4780	4857
— 2021	4831	4859	4891	4856	4838	4892	4895	4920	4910	4884	4834	4846

Clay County CLF

Cottle County Civilian Labor Force

— 2019 — 2020 — 2021



	Jan	Feb	Mar	Apr	May	Jun	Jul	Aug	Sept	Oct	Nov	Dec
2019	537	549	555	551	560	557	548	558	544	545	541	546
2020	530	549	551	543	577	584	590	591	570	589	581	587
2021	583	600	633	631	640	588	596	600	589	584	584	598

Source: TexasLMI.com

Cottle County CLF



2019 Unemployment Data

	US	Texas	WDA*	Archer	Baylor	Clay	Cottle	Foard	Hardeman	Jack	Montague	Wichita	Wilbarger	Young
Jan	4	3.7	3.7	3.3	2.9	3.7	4.7	3.6	3.6	3.6	3.3	3.7	4.4	3.5
Feb	3.8	3.6	3.3	3.2	2.5	3.1	4.8	3.3	3.3	3.4	3.1	3.4	3.8	3.1
Mar	3.8	3.5	3.1	2.9	2.3	3	4.1	2.6	3.3	3.1	3	3.2	3.7	2.9
Apr	3.7	3.5	2.7	2.5	1.9	2.6	3.3	2.4	2.6	2.7	2.6	2.7	2.9	2.5
May	3.7	3.4	2.7	2.5	1.8	2.8	3.4	2.6	2.6	2.6	2.5	2.8	3.1	2.6
Jun	3.6	3.4	3.4	3.1	2.3	3.4	4.1	3.4	3.1	3.1	3	3.6	3.9	3.1
Jul	3.6	3.5	3.5	3.1	2.4	3.5	3.8	3	3.2	3.2	3	3.6	4.1	3.3
Aug	3.7	3.5	3.3	2.9	2.5	3.2	3.6	3.2	3.1	3.2	3	3.3	3.8	3.1
Sept	3.5	3.5	3	2.7	2.2	3	3.9	3.1	2.9	3.2	2.9	3	3.2	2.9
Oct	3.6	3.5	2.9	2.6	2.1	2.8	4.2	2.9	2.8	3.3	2.7	3	3.1	2.7
Nov	3.6	3.5	2.9	2.6	2.2	2.8	5.2	2.8	3	3.4	2.7	3	3.4	2.9
Dec	3.6	3.5	2.8	2.5	2.2	2.8	4.8	2.3	2.5	3	2.6	2.9	3.4	2.7

* **WDA = Workforce Development Area** = Counties of Archer, Baylor, Clay, Cottle, Foard, Hardeman, Jack, Montague, Wichita, Wilbarger, and Young

** **WF MSA = Wichita Falls Metropolitan Statistical Area** = Wichita Falls and surrounding towns impacting Wichita Falls labor force economy.

Unemployment 2019



2020 Unemployment Data

	US	Texas	WDA*	Archer	Baylor	Clay	Cottle	Foard	Hardeman	Jack	Montague	Wichita	Wilbarger	Young
Jan	3.5	3.6	3.3	3	2.4	3.1	5.5	2.5	3	4.1	3.1	3.3	3.9	3.1
Feb	3.5	3.7	3.2	2.9	2.6	2.9	4.4	2.6	2.7	4.1	3.2	3.1	3.9	3
Mar	4.4	4.9	4.5	4	3.4	4.3	6	3.7	4	5.5	4.5	4.4	5.3	4.4
Apr	14.8	12.9	9.9	8.2	3.8	8.1	5.3	6.9	4.8	9	10.7	11	6.9	7.7
May	13.3	11.6	8.6	7.2	4.4	7.6	5.2	6.3	5.4	9.5	9.7	9.3	6.8	6.9
Jun	11.1	10.2	8	7	4.5	7	5.5	5.5	6	9.2	8.9	8.5	7	6.8
Jul	10.2	9.3	7.7	6.5	4.2	6.6	5.3	3.8	4.8	8.6	8.3	8.4	6.6	6.3
Aug	8.4	6.9	5.5	4.6	2.6	4.7	3.7	3	3.3	6.2	6	5.9	4.8	4.5
Sept	7.8	7.9	6.6	5.5	3.7	5.8	4.6	3.9	4.4	7.6	7	7.1	5.9	5.4
Oct	6.9	7.3	6	5	3.4	5.2	3.7	3.7	4.3	6.7	6.2	6.4	5.9	4.8
Nov	6.7	7.2	6.2	5.1	3.6	5.5	4.6	4	4.6	7.2	6.3	6.5	6.6	5.3
Dec	6.7	6.9	6.2	5.1	3.3	5.9	5.1	4.1	5.2	6.6	6.2	6.5	6.9	5.1

* **WDA = Workforce Development Area** = Counties of Archer, Baylor, Clay, Cottle, Foard, Hardeman, Jack, Montague, Wichita, Wilbarger, and Young

** **WF MSA = Wichita Falls Metropolitan Statistical Area** = Wichita Falls and surrounding towns impacting Wichita Falls labor force economy.

Unemployment 2020



2021 Unemployment Data

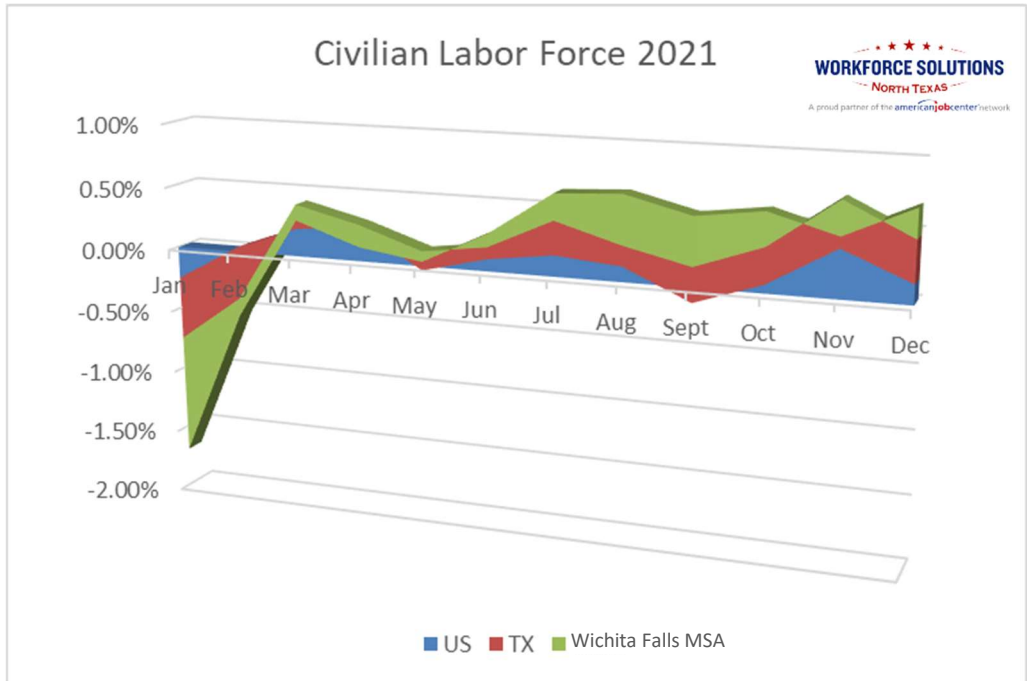
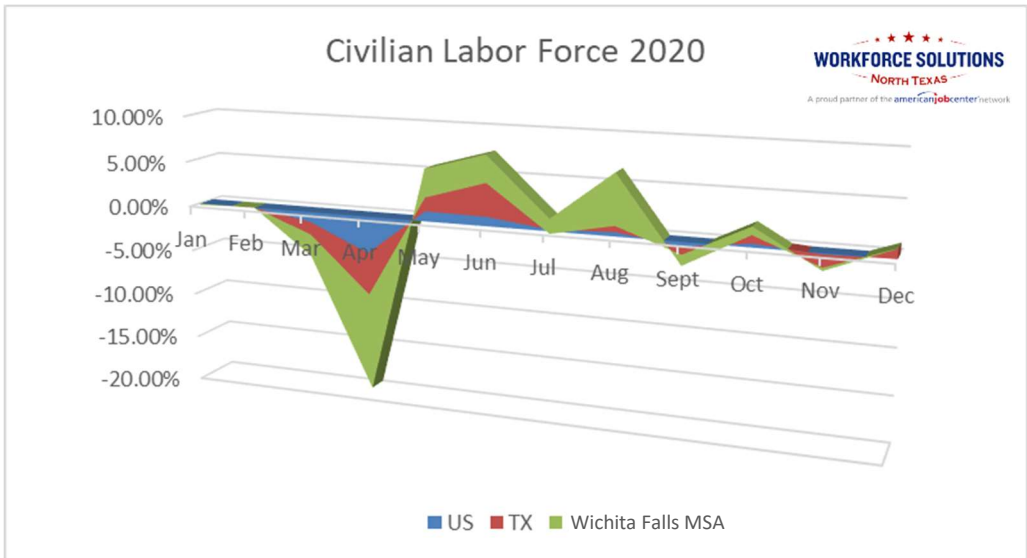
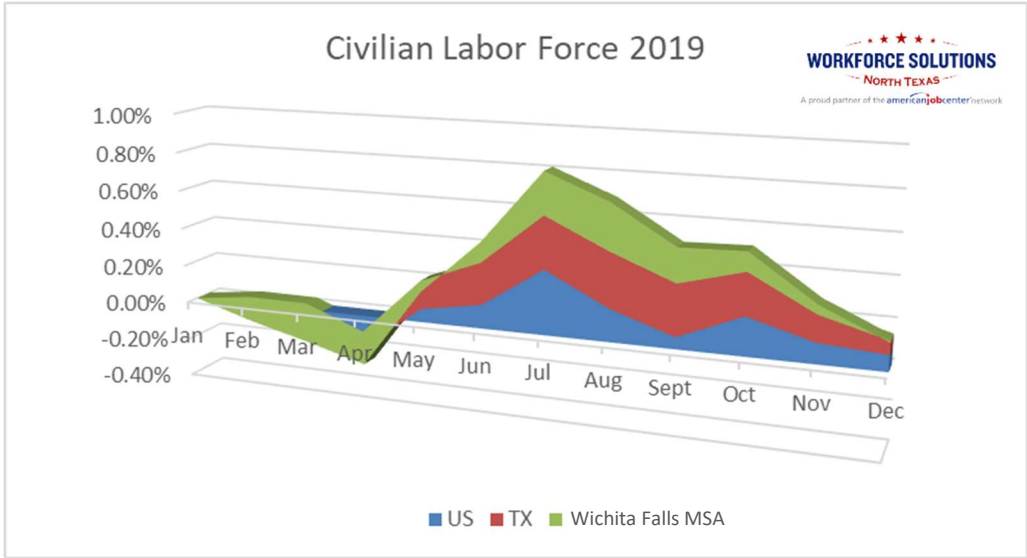
	US	Texas	WDA*	Archer	Baylor	Clay	Cottle	Foard	Hardeman	Jack	Montague	Wichita	Wilbarger	Young
Jan	6.3	6.8	6.7	5.5	3.7	6.5	6.5	4.5	5.2	7.3	6.7	7	7.6	5.8
Feb	6.2	6.9	7	5.7	3.9	6.7	6.3	4	5.5	7.9	7	7.2	8.5	6.1
Mar	6	6.9	6.6	5.4	3.9	6.1	5.8	3.6	5.7	7.5	7	6.7	8.3	6.2
Apr	6.1	6.7	5.7	4.4	3.6	5.2	4.6	3.1	4.3	6.2	5.9	5.8	7.6	5.5
May	5.8	6.6	5.4	4.4	4	5.1	5.2	3.4	4.6	6	5.4	5.4	6.8	5.2
Jun	5.9	6.5	6	4.8	3.9	5.7	6.1	4.1	5	6.4	6.1	6.2	7.9	5.5
Jul	5.4	6.2	5.4	4.3	3.6	5	5.2	3.8	4.5	5.7	5.5	5.5	7	4.8
Aug	5.2	5.9	4.7	3.8	3.3	4.5	4.7	3.7	4.2	5.2	5	4.8	6.2	4.4
Sept	4.8	5.6	4.5	3.7	3.3	4.2	4.1	3.5	4.1	5	5	4.5	5.8	4.2
Oct	4.6	5.4	4.3	3.5	3.2	4.2	4.1	3.5	3.9	4.8	4.5	4.4	5.6	4.1
Nov	4.2	5.2	4.2	3.5	3	4	4.1	3.6	3.8	4.5	4.3	4.2	5.6	3.8
Dec	3.9	5	3.9	3.2	2.7	3.7	3.5	3.2	3.4	4.3	4	3.9	5.3	3.6

* **WDA = Workforce Development Area** = Counties of Archer, Baylor, Clay, Cottle, Foard, Hardeman, Jack, Montague, Wichita, Wilbarger, and Young

** **WF MSA = Wichita Falls Metropolitan Statistical Area** = Wichita Falls and surrounding towns impacting Wichita Falls labor force economy.

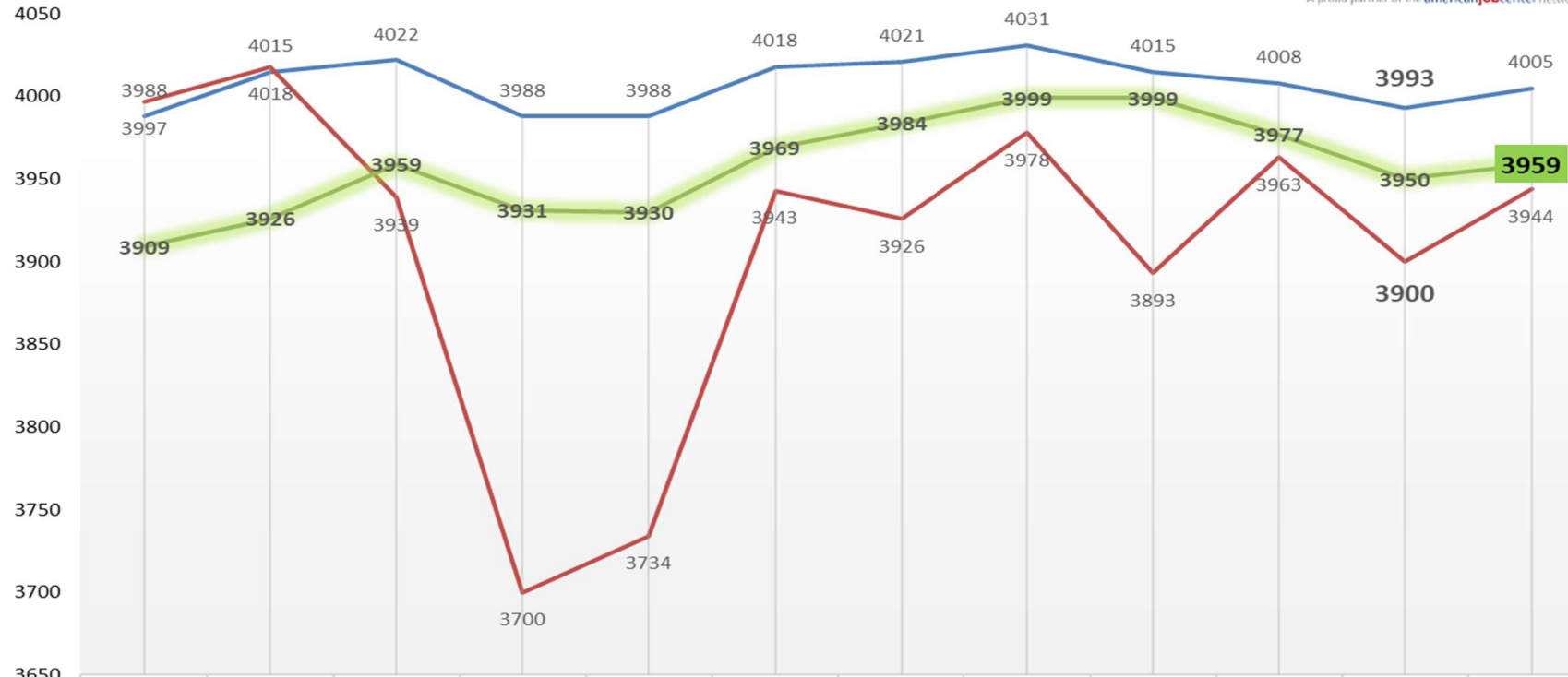
Unemployment 2021

Civilian Labor Force (CLF)



Archer County Civilian Labor Force

— 2019 — 2020 — 2021

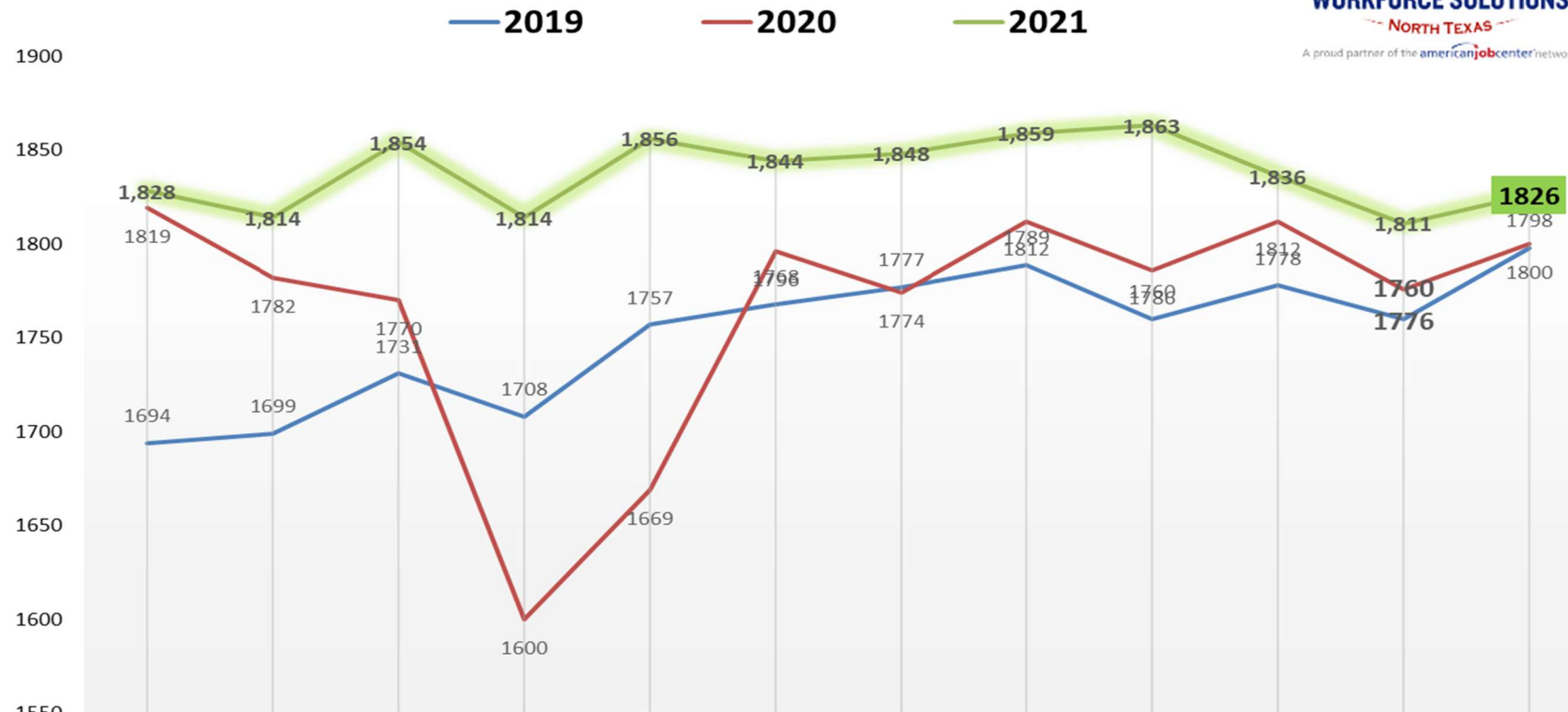


	Jan	Feb	Mar	Apr	May	Jun	Jul	Aug	Sept	Oct	Nov	Dec
2019	3988	4015	4022	3988	3988	4018	4021	4031	4015	4008	3993	4005
2020	3997	4018	3939	3700	3734	3943	3926	3978	3893	3963	3900	3944
2021	3909	3926	3959	3931	3930	3969	3984	3999	3999	3977	3950	3959

Source: TexasLMI.com

Archer County CLF

Baylor County Civilian Labor Force



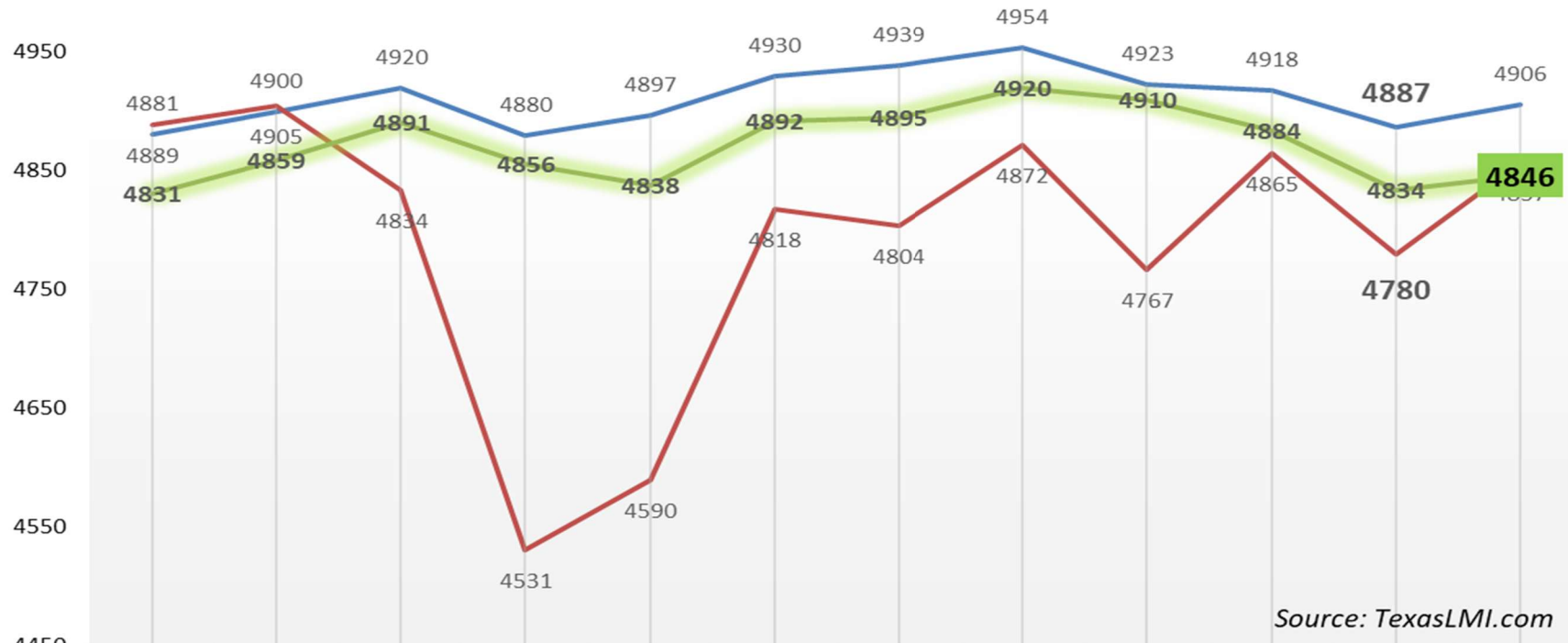
	Jan	Feb	Mar	Apr	May	Jun	Jul	Aug	Sept	Oct	Nov	Dec
2019	1694	1699	1731	1708	1757	1768	1777	1789	1760	1778	1760	1798
2020	1819	1782	1770	1600	1669	1796	1774	1812	1786	1812	1776	1800
2021	1,828	1,814	1,854	1,814	1,856	1,844	1,848	1,859	1,863	1,836	1,811	1826

Source: TexasLMI.com

Baylor County CLF

Clay County Civilian Labor Force

— 2019 — 2020 — 2021



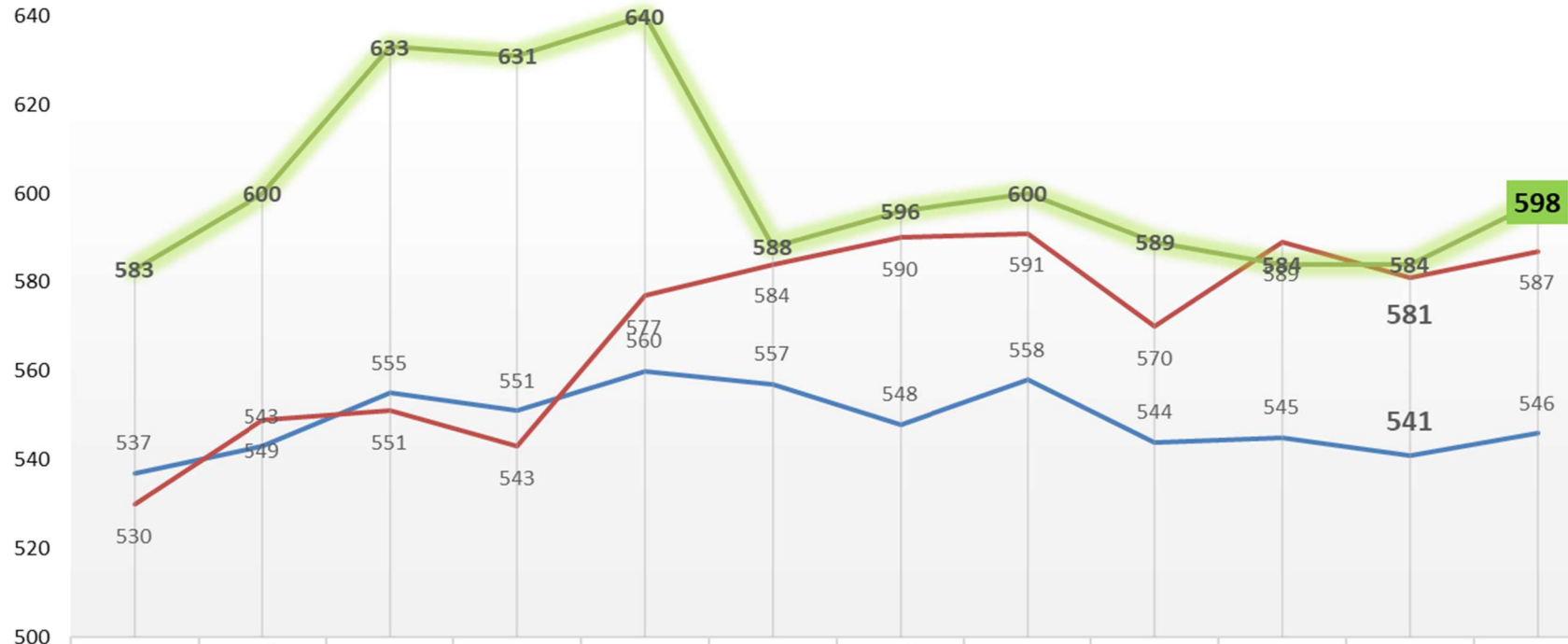
Source: TexasLMI.com

	Jan	Feb	Mar	Apr	May	Jun	Jul	Aug	Sept	Oct	Nov	Dec
2019	4881	4900	4920	4880	4897	4930	4939	4954	4923	4918	4887	4906
2020	4889	4905	4834	4531	4590	4818	4804	4872	4767	4865	4780	4857
2021	4831	4859	4891	4856	4838	4892	4895	4920	4910	4884	4834	4846

Clay County CLF

Cottle County Civilian Labor Force

— 2019 — 2020 — 2021

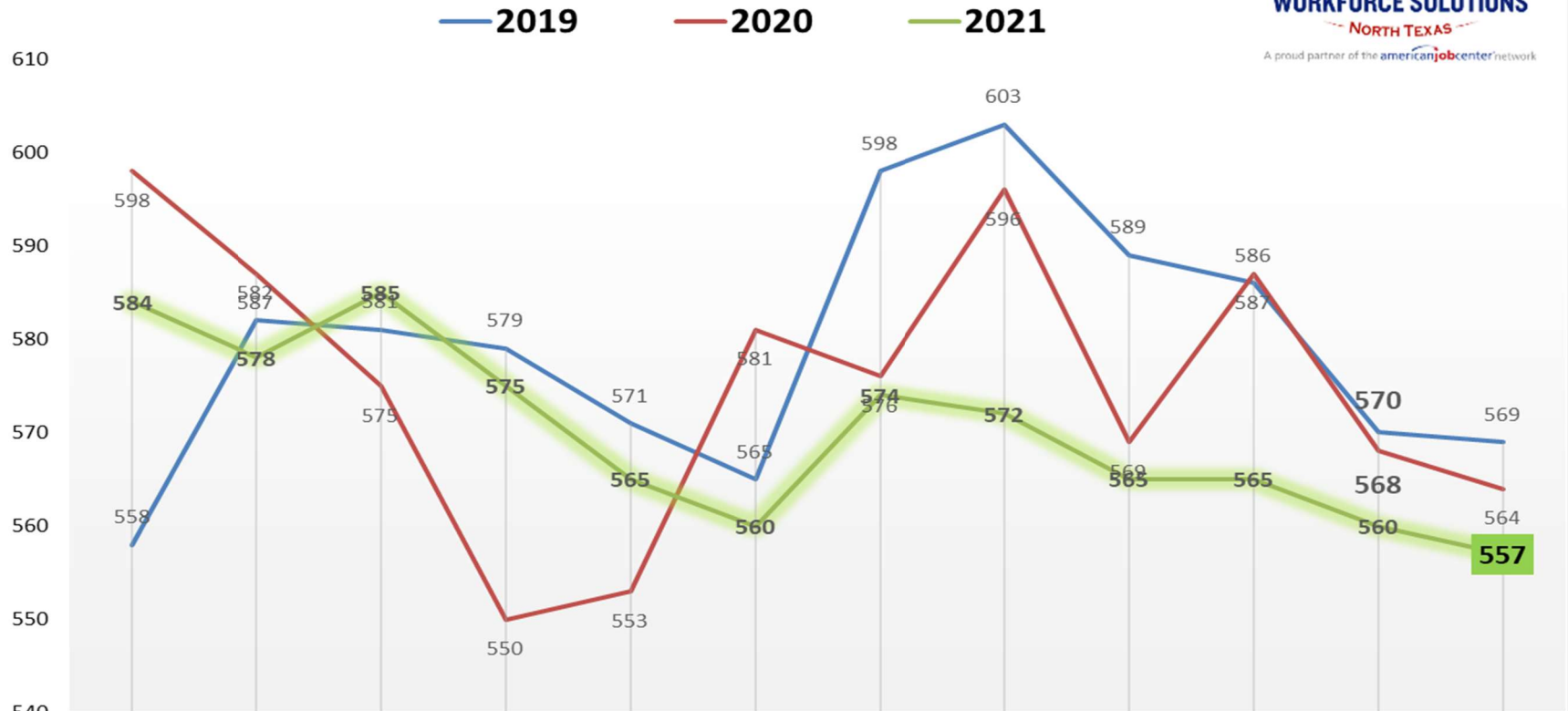


	Jan	Feb	Mar	Apr	May	Jun	Jul	Aug	Sept	Oct	Nov	Dec
— 2019	537	543	555	551	560	557	548	558	544	545	541	546
— 2020	530	549	551	543	577	584	590	591	570	589	581	587
— 2021	583	600	633	631	640	588	596	600	589	584	584	598

Source: TexasLMI.com

Cottle County CLF

Foard County Civilian Labor Force



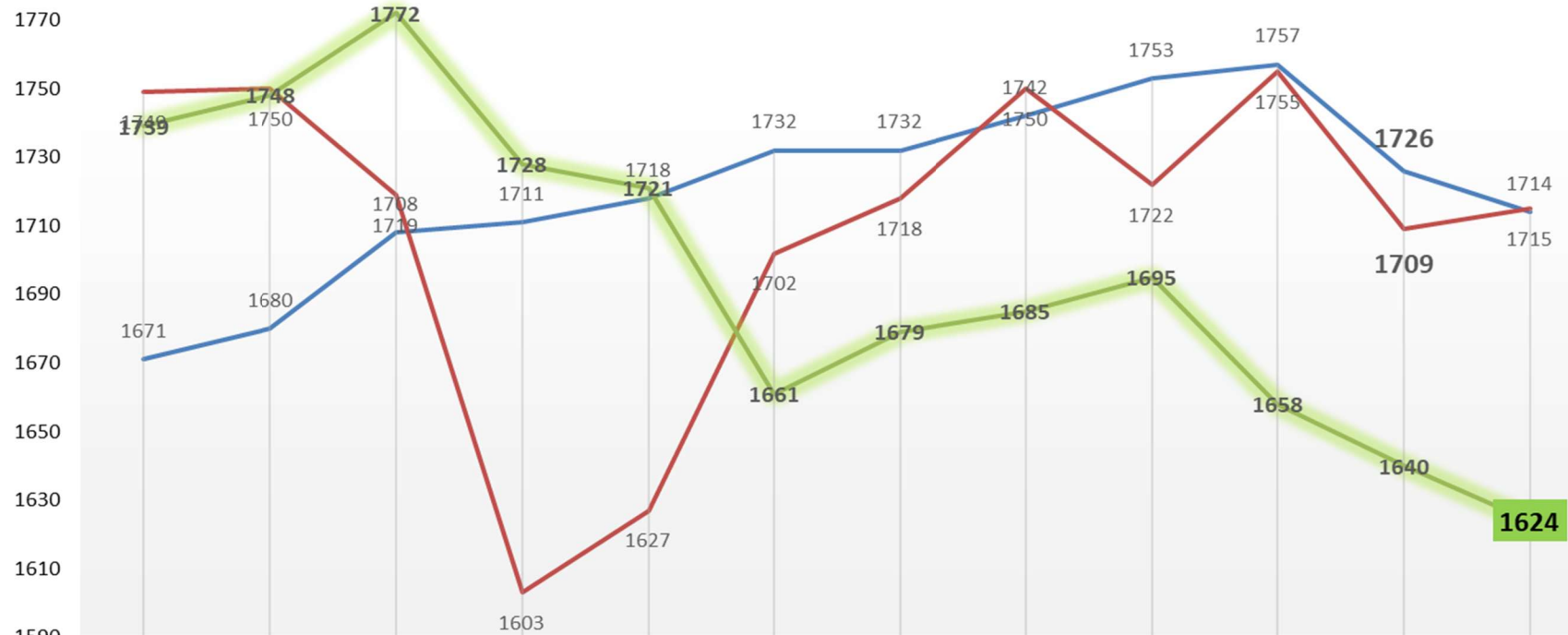
	Jan	Feb	Mar	Apr	May	Jun	Jul	Aug	Sept	Oct	Nov	Dec
2019	558	582	581	579	571	565	598	603	589	586	570	569
2020	598	587	575	550	553	581	576	596	569	587	568	564
2021	584	578	585	575	565	560	574	572	565	565	560	557

Source: TexasLMI.com

Foard County CLF

Hardeman County Civilian Labor Force

— 2019 — 2020 — 2021



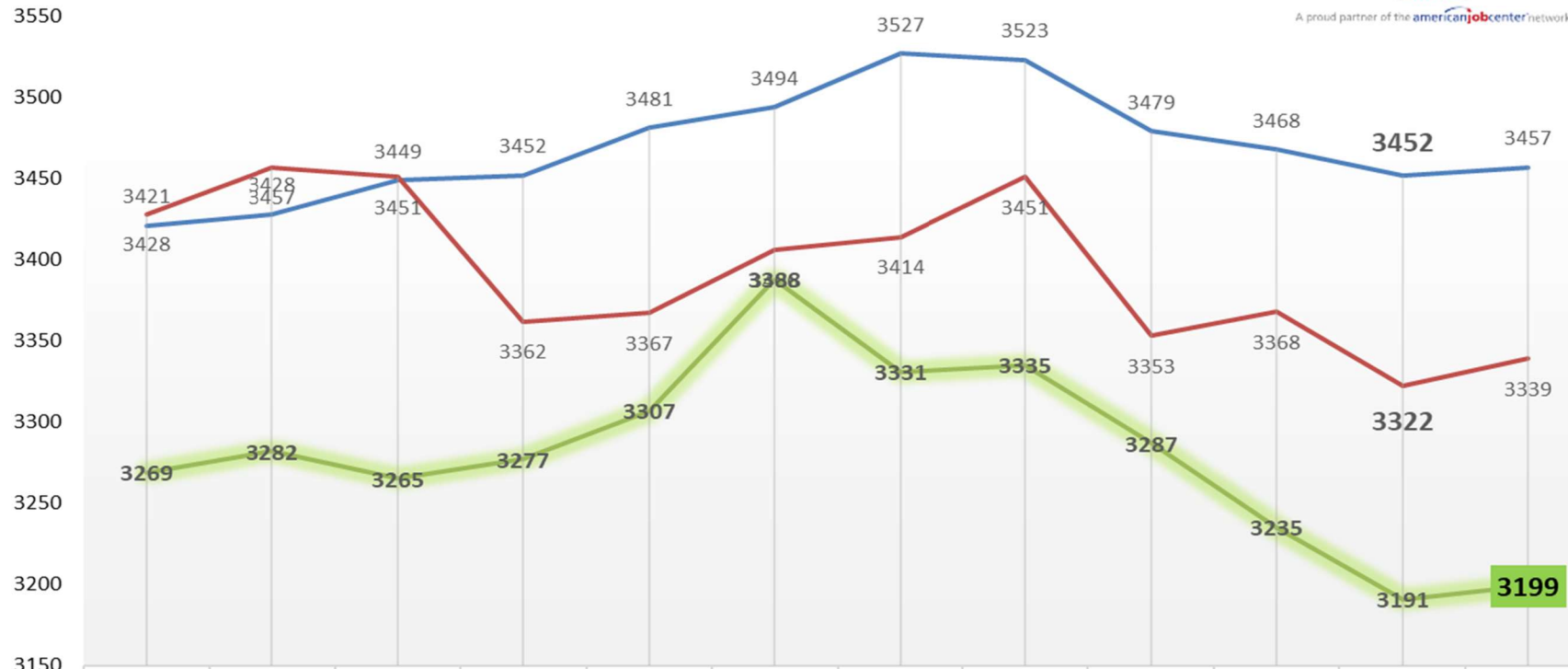
	Jan	Feb	Mar	Apr	May	Jun	Jul	Aug	Sept	Oct	Nov	Dec
— 2019	1671	1680	1708	1711	1718	1732	1732	1742	1753	1757	1726	1714
— 2020	1749	1750	1719	1603	1627	1702	1718	1750	1722	1755	1709	1715
— 2021	1739	1748	1772	1728	1721	1661	1679	1685	1695	1658	1640	1624

Source: TexasLMI.com

Hardeman County CLF

Jack County Civilian Labor Force

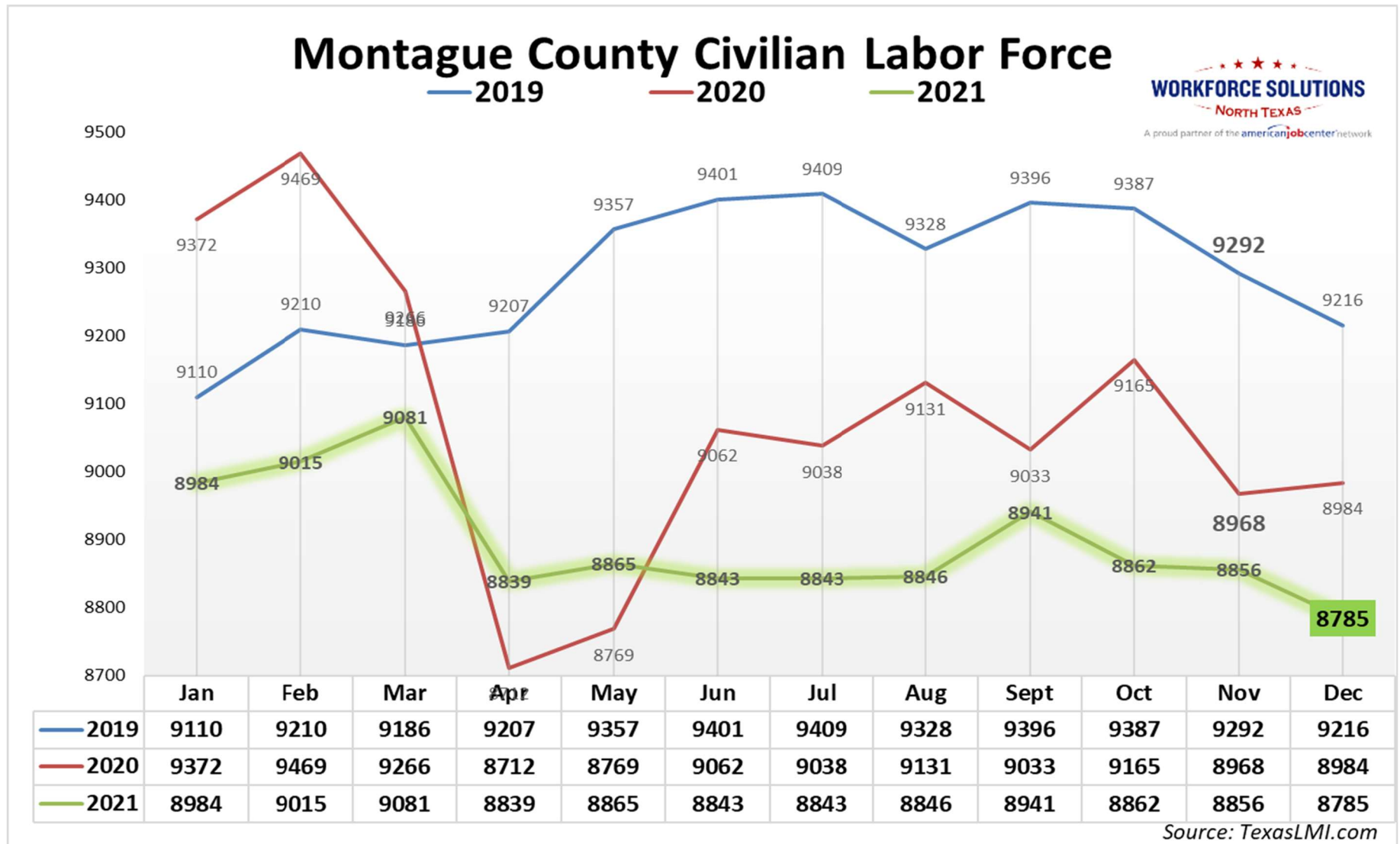
— 2019 — 2020 — 2021



	Jan	Feb	Mar	Apr	May	Jun	Jul	Aug	Sept	Oct	Nov	Dec
— 2019	3421	3428	3449	3452	3481	3494	3527	3523	3479	3468	3452	3457
— 2020	3428	3457	3451	3362	3367	3406	3414	3451	3353	3368	3322	3339
— 2021	3269	3282	3265	3277	3307	3388	3331	3335	3287	3235	3191	3199

Source: TexasLMI.com

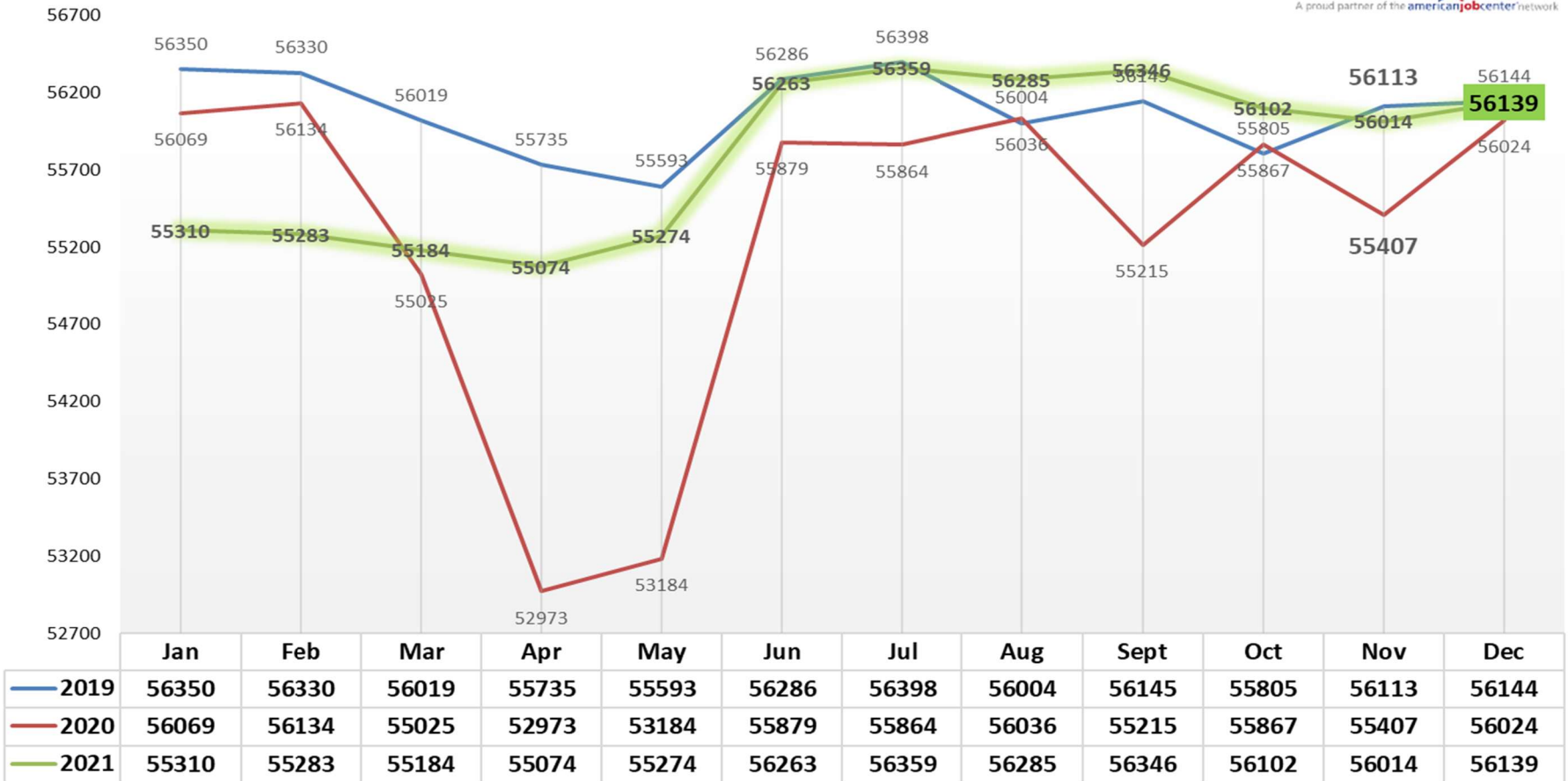
Jack County CLF



Montague County CLF

Wichita County Civilian Labor Force

— 2019 — 2020 — 2021

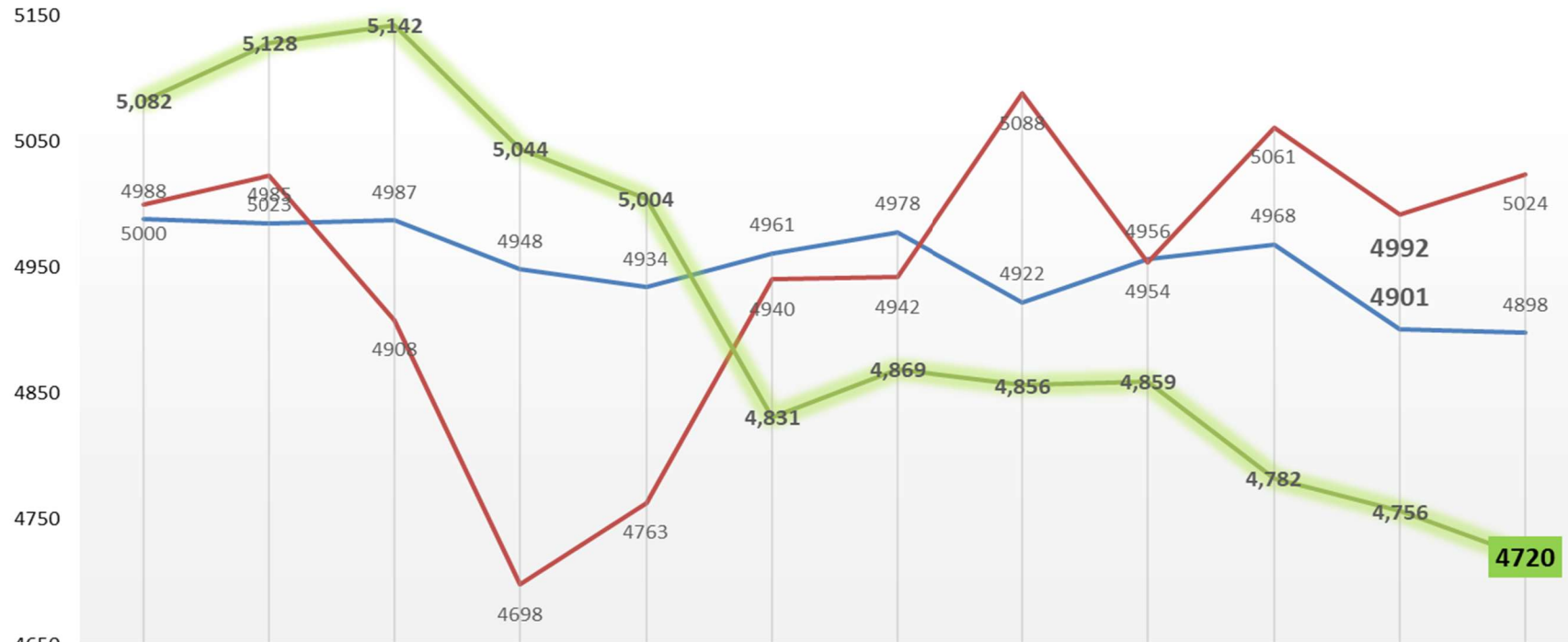


Source: TexasLMI.com

Wichita County CLF

Wilbarger County Civilian Labor Force

— 2019 — 2020 — 2021



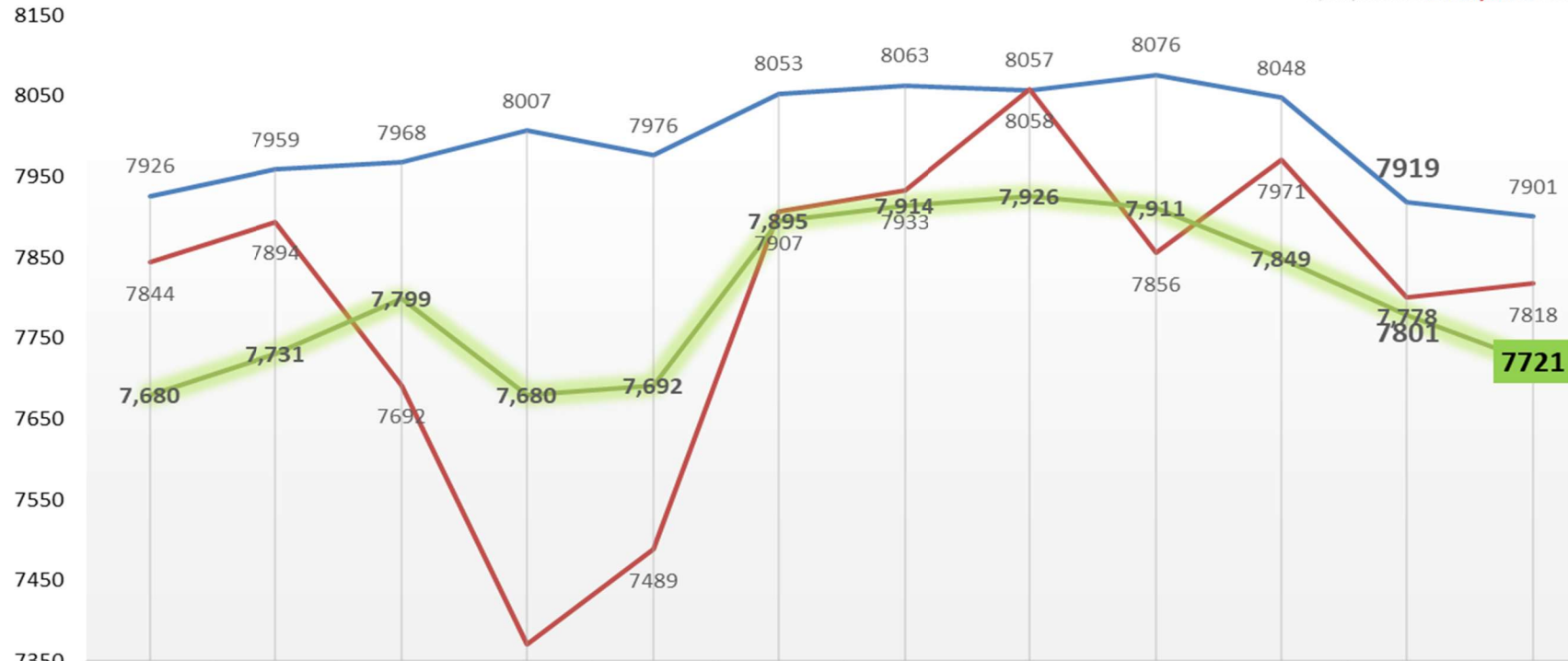
	Jan	Feb	Mar	Apr	May	Jun	Jul	Aug	Sept	Oct	Nov	Dec
2019	4988	4985	4987	4948	4934	4961	4978	4922	4956	4968	4901	4898
2020	5000	5023	4908	4698	4763	4940	4942	5088	4954	5061	4992	5024
2021	5,082	5,128	5,142	5,044	5,004	4,831	4,869	4,856	4,859	4,782	4,756	4,720

Source: TexasLMI.com

Wilbarger County CLF

Young County Civilian Labor Force

— 2019 — 2020 — 2021



	Jan	Feb	Mar	Apr	May	Jun	Jul	Aug	Sept	Oct	Nov	Dec
— 2019	7926	7959	7968	8007	7976	8053	8063	8057	8076	8048	7919	7901
— 2020	7844	7894	7692	7371	7489	7907	7933	8058	7856	7971	7801	7818
— 2021	7,680	7,731	7,799	7,680	7,692	7,895	7,914	7,926	7,911	7,849	7,778	7721

Source: TexasLMI.com

Young County CLF



****Unofficial Report****
Not for Public Distribution

A proud partner of the [americanjobcenter](#) network

2021 Layoffs and Closures in North Texas WDA* and Rapid Response** Service Tracker											
Mo. Reported	Business Name	County	RR Services Offered to Employer	RR Services Provided to Employees	On-Site RR Date	# Employees Receiving RR Services	Total # Empl. Impacted by Layoff	Trade Affected?	Effective Date	Layoff/Closure	
July 2020	Georgia Pacific	Hardeman	Y	Y	TBD	0	125	No	2022	Closure	
March	Notre Dame Catholic School	Wichita	Y	Y	none	40	40	No	5/21/2021	Closure	
March	Fox Hill Restaurant	Wichita	N	N	none	0	10	No	3/1/2021	Temp Closure	
May	Iowa Park RAC	Wichita	Y	N	none	0	3	No	6/1/2021	Layoff	
June	Tranter, Inc.	Wichita	Y	Y	Dec-21	60	78	Yes	12/31/2021	Closure	
September	Heff's	Wichita	Y	N	none	0	unknown	No	10/1/2021	Temp Closure	
September	Chandler Manufacturing	Wichita	Y	N	none	0	8	unknown	9/17/2021	Hours Reduced	
September	Opa's Schnitzel Haus	Wichita	N	N	none	0	unknown	No	10/1/2021	Closure	
February	Post Oak Barbecue	Wichita	N	N	none	0	10	No	3/01/2021	Closure	
November	Lantern House	Wichita	N	N	none	0	5	No	11/1/2021	Closure	
November	United Regional Health Care System	Wichita	N	N	none	1	unknown	No	12/1/2021	Layoff	
December	Central Freight Lines	Wichita	Y	Y	none	7	7	No	12/17/2021	Closure	
Total Employees Receiving In-Person Rapid Response Services in 2021							286				
Total Employees Impacted by a Layoff / Closure in 2020							286				

Additional Details:

Company Name	Past Actions	Future Actions
Georgia Pacific	Multiple meetings with HR & corporate staff; Skills Assessments conducted with staff in May 2021	Closer to closing, our team will be invited back to assist with unemployment and employment services.
Notre Dame Catholic School	RR scheduled, but cancelled by NDCS. Digital toolkit sent to NDCS administration for distribution to staff.	None
Tranter	(Jun 21) Met with administration to collect information and plan support for affected employees. Filed trade petition. (Aug 21) Trade petition certified by DOL. (Dec 21) Continued conversations with Tranter HR and encouragement for RR on-site services. Their corporate entity will not allow on-sites while union negotiations are still ongoing. 1-on-1 services will be provided at Workforce Center in lieu of on-site service delivery. Plant is still scheduled to close at end of the month, however a few staff may stay over to the first of the year. Unclear yet how many and for how long. (Dec 21 - UPDATE) Staff were allowed on-site to provide rapid response services including TAA information. 60 workers were served through 3 on-site orientations.	Additional support will be provided to trade affected workers on an as-needed basis.

* **Disclaimer** The data herein provides a running total of the estimated number of employees affected by business layoffs and closures in the eleven counties of Workforce Solutions North Texas WDA as reported to Workforce Solutions staff. Contact with the affected employer is always attempted to gather the most accurate, wholistic view when possible, however data is often collected from local media outlets and affected employees' self-reporting to workforce center staff. As such, this preliminary accounting may not be inclusive of all layoffs/closures and may include educated "guesstimates" when actual numbers of employees impacted was not available directly from the employer. These numbers and dates should not be cited as official data from Workforce Solutions North Texas or the Texas Workforce Commission. The report is unofficial and should not be distributed or published in any official capacity.

** **Rapid Response** is an on-site, early intervention program that provides transition and reemployment services to affected workers. The goal of RR services is to help affected workers transition to new employment as quickly as possible and preferably before they become eligible to receive unemployment benefits. **Services for workers include (but are not limited to):** Job search assistance, labor market information, group seminars, information and support for filing unemployment claims for benefits, information about Trade Adjustment Assistance program (when applicable), information about WIOA training programs, and a group orientation on Workforce Solutions Center resources and services.