



A proud partner of the [americanjobcenter](#) network

1501 Midwestern Pkwy, Suite 101  
Wichita Falls, Texas 76302  
Phone: 940.767.1432  
Fax: 940.322.2683  
[www.ntxworksolutions.org](http://www.ntxworksolutions.org)

---

## Workforce Solutions North Texas Board Meeting Agenda

---

June 16, 2022

Members of the Workforce Solutions North Texas Workforce Development Board will meet on **THURSDAY, June 23, 2022** at 12:00 pm (noon) via Zoom.

**In-person attendance** will be at the Nortex Regional Planning Commission Conference Room, 4309 Old Jacksboro Hwy, Suite 200 in Wichita Falls.

**Virtual attendance** requires registration no later than 12:00 pm, June 23rd, to be granted access to the Zoom meeting. Please register at link below.

<https://us06web.zoom.us/meeting/register/tZItcOysrTgqGNwq8oD2lp4Ly0eLNqv6Hs2N>

After registering, you will receive a confirmation email containing information about joining the meeting.

### AGENDA

1. Call to Order
2. Introductions
3. Public Comment
4. Declaration of Conflict of Interest
5. Approval of Minutes from April 28, 2022 Board Meeting Minutes **Pgs 1a-3a**  
Note - Full Board meeting recordings are posted to the board website at <https://ntxworksolutions.org/board-meetings/>
6. Items for Discussion and Action
  - A. Review and Approval of Form 990- **Pgs. 3-34**
  - B. Childcare RFP – Executive Committee
7. Reports
  - A. Monitoring Committee **Pg. 36**
  - B. Youth Advisory Committee
  - C. Executive Director
    - Annual Audit Report for FY20-21 – David Parkman, Edgin, Parkman, Fleming & Fleming **Pgs. 37-176**
    - 2022.04 Grant Spending Report **Pg. 177**
    - Update on Co-location with Vocational Rehabilitation
    - Update on Big Blue Lawsuit **Pgs. 178-179**
    - Update on Library Project



A proud partner of the [americanjobcenter](#) network

1501 Midwestern Pkwy, Suite 101  
Wichita Falls, Texas 76302  
Phone: 940.767.1432  
Fax: 940.322.2683  
[www.ntxworksolutions.org](http://www.ntxworksolutions.org)

- Update on Healthcare Apprenticeship
  - Careers In Texas-Road to College Program
- D. Workforce Solutions Workforce Center **Pgs. 180-186**
- E. Workforce Solutions Childcare **187-190**
- F. Rapid Response **Pgs. 191-192**
8. Announcements – Next Board Meeting – August 25, 2022
9. Adjourn

The Workforce Solutions North Texas Board reserves the right to adjourn into executive session at any time during this meeting to discuss any of the matters listed above, as authorized by Texas Government Code Sections 551.071 (Consultation with Attorney), 551.072 (Deliberations about Real Property), 551.073 (Deliberations about Gifts and Donations), 551.074 (Personnel Matters), 551.076 (Deliberations about Security Devices).

The facility is wheelchair accessible and accessible parking spaces are available. Individuals who require auxiliary aids or services for this meeting should contact the Workforce Solutions Board Office at (940) 767-1432 at least two days before the meeting so that the appropriate arrangements can be made.

---

## Workforce Solutions North Texas Board Meeting Minutes

---

April 28, 2022, 12:00 PM

### **I. Call to Order**

Madam Chairman, Kristin Morris, called the Workforce Solutions North Texas Board Meeting to order at 12:02 PM.

### **I. Roll Call**

*Members present (in person or via Zoom):* Marsha Anderson, Mary Aranda, Michael Blevins, Billy Clark, Taylor Davis, Darren Francis, Keri Goins, Steve Halloway, Synthia Kirby, Brandon Litteken, Kristin Morris, Debbie Powell, Glenda Ramsey, Crystal Sanders, Rhonda Schreiber, Jim Sjolander, Dirk Welch, and Julie Young. Madam Chairman, Kristin Morris noted a quorum of members present.

*Members not present:* Toni Alonzo, Lee Harvey, Tracey Jennings, Anthony Louis, Michelle Nelson, Lee Ritchie Jr., Mileasha Rizan, and Linda Whitaker.

*Guests present:* Kendra Ball, Leneva Clark, David Dohme, Moneisa Downs, Scott Essary, Karen Fite, Josie Gonzalez, Judge Woodrow Gossom, Ginger Hannah, Sharon Hulcy, Lisa McDaniel, Crystal Ojeda, Brenda Roland, Darla Silva, Lyka Walton, and Dennis Wilde.

### **II. Declaration of Conflict of Interest (COI)**

None declared.

### **III. Approval of Minutes**

- Billy Clark made the motion and Rhonda Schreiber seconded to accept the minutes from the Board Meeting held on March 3, 2022 (14 in favor, 4 did not vote).

### **IV. Committee Reports**

#### **• Monitoring Committee**

Sharon Hulcy reports the results from the audit TWC reports no findings for June 2021. TWC exit report for the April 2022 review, a few potential findings were noted. Disbursement for 20 meals ordered for April 2021 board meeting and only 9 people RSVP'd. Lisa explained this number was based on the number of judges and board members that potentially could arrive in person at the meetings with no notice. Due to this potential finding, there will be attendance polls sent out prior to the meeting asking that all board members RSVP for each upcoming meeting. Lisa explains that if TWC determines this is a disallowed cost to be paid back, we will do so from the unrestricted funds. The second potential finding was with the WIOA Memorandum of Understanding and Infrastructure Agreements (MOU/IFA). Stating that the Board did not show the reconciliation of the infrastructure cost to actual cost with the partners. Board will reach out to Fiscal Technical Assistance in this area of concern. In addition, the Board comes up for certification every 3 years. Diaz, Smith, and Associates fiscal review was certified, and Richard Rogers was certified on three of four areas of the program reviews. The SNAP program review was not certified and will be reviewed again next year for certification. If the board ever changes monitors, it will have to be completed again. The RFP for Childcare was released and posted, the deadline for submittal is May 20<sup>th</sup>, 2022.

- **Youth Advisory Committee Update**

Brenda Roland reports the Youth Advisory group met that morning, chaired by Mr. Clark. They discussed two programs they are collaborating with:

- Year-Round Paid Work Experience and Vocational Rehab are working together to provide work for students ages 14 to 22 years old; up to 12 weeks; and up to 20 hours. They currently have 7 youth in the program in which two of those youth have been in the program for over a year.
- Summer Earn and Learn program will run from June 13<sup>th</sup> – 29<sup>th</sup>. The orientation will be June 6<sup>th</sup> -7<sup>th</sup> as of current there are 11 enrolled in the program.

- **Executive Director Report** – Lisa McDaniel updated the Board on the following:

- **Grant Spending Report** – Mrs. McDaniel discussed a few items on the grant report, she explained we will be receiving new WIOA money in July (amount unknown). Lisa McDaniel requested an extension on the Home Grant funds due to the remaining unspent funds. This Home Grant will help rural businesses with building websites to help them have a virtual footprint in their communities. Lisa’s request was extended to October to finish that grant out so we will completely expend those funds.
- **VR Co-location Update** – Lisa McDaniel met with the architect on March 22<sup>nd</sup> and approved the colors for the flooring and paint for the Workforce Center. Lisa also had a walk-through with Debbie Powell and the regional director of VR and made minor adjustments. The subcontractors had to have their bids turned in on April 19<sup>th</sup>. Mrs. McDaniel checked to see how they are with the timeline because they thought that they might be able to begin on May 2<sup>nd</sup> if the building owner gave the approval to start. Lisa explains they have experienced some budget overruns due to the volatility of the market right now. So, they are working with their subcontractors, trying to get those prices down. based on the shortage of labor and materials. They may not be able to start next week, however, the architect assured Lisa they will finish within the timeline of October 1<sup>st</sup>.
- **Big Blue Update** – Lisa McDaniel reported there is nothing new on the Big Blue lawsuit, we are waiting on the appellate court to rule their final decision.
- **Annual Report** – Mrs. McDaniel praised Kendra Ball and Lyka Walton for their hard work on the annual report 2022.
- **BSA Project** – Lisa McDaniel shared the equipment, and the desk aids are going out to all rural libraries. Karen added the libraries are very excited to be able to assist job seekers. Lisa explained this grant was won in December.

**Workforce Solutions Workforce Center** – Crystal Ojeda reports her team has been busy, they have had over seven hiring events. The largest events were the Ring in the Spring Job Fair, on March 22, partnered with Region 9 ESC 37 Employers. The other events happening in the community: Tower Extrusions, February 18, 11 job seekers (3 veterans); Texas Department of Criminal Justice, February 22, 1 job seeker; North Texas State Hospital, March 9, 30 job seekers (4 veterans); 106 Job Seekers (10 Veterans); Graham Community Job Fair, April 6, North Central Texas College 14 Employers, 13 Job Seekers; Tower Extrusions, April 6, 4 job seekers; City of Wichita Falls, April 12-14, 44 Job Seekers. Lanell Louton retired from AARP after 24 years of service. Janie Valverde retired from the Vernon office after 18 years of service. Crystal shares this month’s success story for Ashley Gutshall was laid off from her job in production and needed a career to support her two children. Ashley obtained her LVN license in December 2021. Mrs. Ojeda shared that the positive feedback for February and March was 92.41%.

**A. Workforce Solutions Child Care** – Leneva Clark reports TWC has approved an additional \$1 billion for the Child Care Relief Fund to help centers stabilize, grow, and rebuild. Service Industry Recovery (SIR) funding closed on March 31<sup>st</sup>, and we received a total of 75 Applications. Out of those 75 applicants, we were able to determine 29 applicants eligible and placed 38 children in care for a year without cost. Due to excess funding from the SIR initiative, TWC has recalculated the target numbers for each board area for the remainder of the contract year. The


Child Care program reinstated a waiting list beginning February 10, 2022, and since then there are 143 families and 230 children waiting for child care services. The estimated waiting time for child care is currently 8-9 months. Mrs. Clark reports in the month of March 2022, 657 children receiving child care services attended a TRS facility. That means that 45.40% of subsidized children received a higher level of quality at their child care center. Leneva reports about the Provider Services and Quality Updates, there are currently 15 students in classes at Vernon College campus in Wichita Falls. Mrs. Clark reports TRS Retention Bonus Initiative was implemented the week of April 18th. Workforce Solutions is planning to disperse the first round of payments to more than 200 TRS center staff by May 1, 2021. In early November 2022, the second round of higher payments will be distributed to those same staff members who have remained employed at the center at the 6-month mark. Lisa added the monies distributed will help with staff retention in the centers.

- B. ***Unemployment and Rapid Response*** – Kendra Ball reported unemployment rate in North Texas continues to fall month-over-month. There has been a downward trend in unemployment which indicates fewer and fewer people who are unemployed. The Civilian Labor Force (CLF) chart with its upward trend line indicates that an increasing number of individuals are returning to the labor market. The Civilian Labor Force includes all individuals who are currently employed or who are unemployed but have actively looked for work within the last four weeks. Mrs. Ball shared that TWC noticed how well we are doing with the Vocational Rehabilitation (VR) integration. She added our board staff has been invited to speak at the TWC Forum on May 24<sup>th</sup> in Austin.

V. **Announcements** – Next board meeting is June 23, 2022.

VI. **Adjournment**

Madam Chairman, Kristin Morris adjourned the meeting at 12:51 PM.



Glenda Ramsey  
Secretary

Form **990**

**Return of Organization Exempt From Income Tax**  
Under section 501(c), 527, or 4947(a)(1) of the Internal Revenue Code (except private foundations)

OMB No. 1545-0047

**2020**

Department of the Treasury  
Internal Revenue Service

▶ Do not enter social security numbers on this form as it may be made public.  
▶ Go to [www.irs.gov/Form990](http://www.irs.gov/Form990) for instructions and the latest information.

Open to Public Inspection

**A** For the 2020 calendar year, or tax year beginning **OCT 1, 2020** and ending **SEP 30, 2021**

<b>B</b> Check if applicable: <input type="checkbox"/> Address change <input type="checkbox"/> Name change <input type="checkbox"/> Initial return <input type="checkbox"/> Final return/terminated <input type="checkbox"/> Amended return <input type="checkbox"/> Application pending	<b>C</b> Name of organization <b>WORKFORCE RESOURCE, INC.</b>		<b>D</b> Employer identification number <b>62-1795688</b>
	Doing business as <b>WORKFORCE SOLUTIONS NORTH TEXAS</b>		
	Number and street (or P.O. box if mail is not delivered to street address) Room/suite <b>1501 MIDWESTERN PARKWAY 101</b>		<b>E</b> Telephone number <b>940-767-1432</b>
	City or town, state or province, country, and ZIP or foreign postal code <b>WICHITA FALLS, TX 76302</b>		<b>G</b> Gross receipts \$ <b>10,163,355.</b>
<b>F</b> Name and address of principal officer: <b>LISA MCDANIEL SAME AS C ABOVE</b>			<b>H(a)</b> Is this a group return for subordinates? <input type="checkbox"/> Yes <input checked="" type="checkbox"/> No <b>H(b)</b> Are all subordinates included? <input type="checkbox"/> Yes <input type="checkbox"/> No If "No," attach a list. See instructions
<b>J</b> Tax-exempt status: <input checked="" type="checkbox"/> 501(c)(3) <input type="checkbox"/> 501(c) ( ) ◀ (insert no.) <input type="checkbox"/> 4947(a)(1) or <input type="checkbox"/> 527			
<b>J</b> Website: ▶ <b>WWW.NTXWORKSOLUTIONS.ORG</b>			
<b>K</b> Form of organization: <input checked="" type="checkbox"/> Corporation <input type="checkbox"/> Trust <input type="checkbox"/> Association <input type="checkbox"/> Other ▶			<b>L</b> Year of formation: <b>1996</b> <b>M</b> State of legal domicile: <b>TX</b>

**Part I Summary**

<b>Activities &amp; Governance</b>	<b>1</b> Briefly describe the organization's mission or most significant activities: <b>TO PLACE NORTH TEXANS IN JOBS AND EQUIP WORKERS WITH THE SKILLS THAT FOSTER ECONOMIC DEVELOPMENT</b>		
	<b>2</b> Check this box <input type="checkbox"/> if the organization discontinued its operations or disposed of more than 25% of its net assets.		
	<b>3</b> Number of voting members of the governing body (Part VI, line 1a)	<b>3</b>	<b>27</b>
	<b>4</b> Number of independent voting members of the governing body (Part VI, line 1b)	<b>4</b>	<b>27</b>
	<b>5</b> Total number of individuals employed in calendar year 2020 (Part V, line 2a)	<b>5</b>	<b>10</b>
	<b>6</b> Total number of volunteers (estimate if necessary)	<b>6</b>	<b>0</b>
	<b>7 a</b> Total unrelated business revenue from Part VIII, column (C), line 12	<b>7a</b>	<b>0.</b>
<b>b</b> Net unrelated business taxable income from Form 990-T, Part I, line 11	<b>7b</b>	<b>0.</b>	
<b>Revenue</b>	<b>8</b> Contributions and grants (Part VIII, line 1h)	<b>Prior Year</b>	<b>Current Year</b>
	<b>9</b> Program service revenue (Part VIII, line 2g)	<b>10,572,899.</b>	<b>10,163,355.</b>
	<b>10</b> Investment income (Part VIII, column (A), lines 3, 4, and 7d)	<b>0.</b>	<b>0.</b>
	<b>11</b> Other revenue (Part VIII, column (A), lines 5, 6d, 8c, 9c, 10c, and 11e)	<b>0.</b>	<b>0.</b>
	<b>12</b> Total revenue - add lines 8 through 11 (must equal Part VIII, column (A), line 12)	<b>10,572,899.</b>	<b>10,163,355.</b>
<b>Expenses</b>	<b>13</b> Grants and similar amounts paid (Part IX, column (A), lines 1-3)	<b>9,593,485.</b>	<b>8,701,635.</b>
	<b>14</b> Benefits paid to or for members (Part IX, column (A), line 4)	<b>0.</b>	<b>0.</b>
	<b>15</b> Salaries, other compensation, employee benefits (Part IX, column (A), lines 5-10)	<b>541,272.</b>	<b>639,779.</b>
	<b>16a</b> Professional fundraising fees (Part IX, column (A), line 11e)	<b>0.</b>	<b>0.</b>
	<b>b</b> Total fundraising expenses (Part IX, column (D), line 25) ▶ <b>0.</b>		
	<b>17</b> Other expenses (Part IX, column (A), lines 11a-11d, 11f-24e)	<b>436,177.</b>	<b>708,588.</b>
	<b>18</b> Total expenses. Add lines 13-17 (must equal Part IX, column (A), line 25)	<b>10,570,934.</b>	<b>10,050,002.</b>
<b>19</b> Revenue less expenses. Subtract line 18 from line 12	<b>1,965.</b>	<b>113,353.</b>	
<b>Net Assets or Fund Balances</b>	<b>20</b> Total assets (Part X, line 16)	<b>Beginning of Current Year</b>	<b>End of Year</b>
	<b>21</b> Total liabilities (Part X, line 26)	<b>800,205.</b>	<b>912,226.</b>
	<b>22</b> Net assets or fund balances. Subtract line 21 from line 20	<b>510,021.</b>	<b>508,689.</b>
		<b>290,184.</b>	<b>403,537.</b>

**Part II Signature Block**

Under penalties of perjury, I declare that I have examined this return, including accompanying schedules and statements, and to the best of my knowledge and belief, it is true, correct, and complete. Declaration of preparer (other than officer) is based on all information of which preparer has any knowledge.

<b>Sign Here</b>	Signature of officer	Date			
	<b>LISA MCDANIEL, EXECUTIVE DIRECTOR</b> Type or print name and title				
<b>Paid Preparer Use Only</b>	Print/Type preparer's name	Preparer's signature	Date	Check <input type="checkbox"/> self-employed	PTIN
	<b>DAVID L PARKMAN, CPA</b>		<b>06/02/22</b>	<input checked="" type="checkbox"/>	<b>P00538586</b>
	Firm's name ▶ <b>EDGIN, PARKMAN, FLEMING &amp; FLEMING, PC</b>	Firm's EIN ▶ <b>20-3899206</b>			
	Firm's address ▶ <b>P.O. BOX 750 WICHITA FALLS, TX 76307</b>	Phone no. <b>940-766-5550</b>			

May the IRS discuss this return with the preparer shown above? See instructions  Yes  No

Part III Statement of Program Service Accomplishments

Check if Schedule O contains a response or note to any line in this Part III [X]

1 Briefly describe the organization's mission: TO PLACE NORTH TEXANS IN JOBS AND EQUIP WORKERS WITH THE SKILLS THAT FOSTER ECONOMIC DEVELOPMENT

2 Did the organization undertake any significant program services during the year which were not listed on the prior Form 990 or 990-EZ? [ ] Yes [X] No

If "Yes," describe these new services on Schedule O.

3 Did the organization cease conducting, or make significant changes in how it conducts, any program services? [ ] Yes [X] No

If "Yes," describe these changes on Schedule O.

4 Describe the organization's program service accomplishments for each of its three largest program services, as measured by expenses. Section 501(c)(3) and 501(c)(4) organizations are required to report the amount of grants and allocations to others, the total expenses, and revenue, if any, for each program service reported.

4a (Code: ) (Expenses \$ 1,310,359. including grants of \$ 1,310,359.) (Revenue \$ ) THE WORKFORCE INNOVATION AND OPPORTUNITY ACT (WIOA) IS A FEDERALLY FUNDED PROGRAM WHICH PROVIDES EMPLOYMENT AND TRAINING SERVICES TO ADULTS, YOUTH AND DISLOCATED WORKERS. WIOA PROVIDES THREE LEVELS OF EMPLOYMENT AND TRAINING SERVICES; CORE SERVICES INFORM AND EDUCATE CLIENTS ABOUT THE LABOR MARKET, INTENSE SERVICES INCLUDE STAFF ASSISTED JOB SEARCH AND OCCUPATIONAL DEVELOPMENT, AND TRAINING SERVICES PAY FOR OCCUPATIONAL SKILLS TRAINING FOR ELIGIBLE CLIENTS.

4b (Code: ) (Expenses \$ 6,420,314. including grants of \$ 6,420,314.) (Revenue \$ ) CHILD CARE IS CONSIDERED A SUPPORT SERVICE TO THE OTHER WORKFORCE PROGRAMS AND PROVIDES SUBSIDIZED CHILD CARE TO LOW-INCOME FAMILIES NEEDING ASSISTANCE. CHILD CARE SERVICES ARE PROVIDED THROUGH A NETWORK OF REGULATED CHILD CARE PROVIDERS AND SELF-ARRANGED RELATIVE CARE. SERVICES INCLUDE CLIENT SERVICES, PROVIDER MANAGEMENT AND FINANCIAL SERVICES.

4c (Code: ) (Expenses \$ 559,908. including grants of \$ 559,908.) (Revenue \$ ) THE WORKFORCE TEMPORARY ASSISTANCE FOR NEEDY FAMILIES (TANF) PROGRAM PROVIDES TIME-LIMITED ASSISTANCE TO NEEDY FAMILIES WITH CHILDREN SO THAT THE CHILDREN CAN BE CARED FOR IN THEIR OWN HOMES OR IN THE HOMES OF RELATIVES; ENDS DEPENDENCE OF NEEDY PARENTS ON GOVERNMENT BENEFITS BY PROMOTING JOB PREPARATION, WORK, AND MARRIAGE; PREVENTS AND REDUCES OUT-OF-WEDLOCK PREGNANCIES, INCLUDING ESTABLISHING PREVENTION AND REDUCTION GOALS; AND ENCOURAGES THE FORMATION AND MAINTENANCE OF TWO-PARENT FAMILIES.

4d Other program services (Describe on Schedule O.) (Expenses \$ 411,054. including grants of \$ 411,054.) (Revenue \$ )

4e Total program service expenses 8,701,635.

**Part IV Checklist of Required Schedules**

	Yes	No
1 Is the organization described in section 501(c)(3) or 4947(a)(1) (other than a private foundation)? <i>If "Yes," complete Schedule A</i>	X	
2 Is the organization required to complete <i>Schedule B, Schedule of Contributors</i> ?	X	
3 Did the organization engage in direct or indirect political campaign activities on behalf of or in opposition to candidates for public office? <i>If "Yes," complete Schedule C, Part I</i>		X
4 <b>Section 501(c)(3) organizations.</b> Did the organization engage in lobbying activities, or have a section 501(h) election in effect during the tax year? <i>If "Yes," complete Schedule C, Part II</i>		X
5 Is the organization a section 501(c)(4), 501(c)(5), or 501(c)(6) organization that receives membership dues, assessments, or similar amounts as defined in Revenue Procedure 98-19? <i>If "Yes," complete Schedule C, Part III</i>		X
6 Did the organization maintain any donor advised funds or any similar funds or accounts for which donors have the right to provide advice on the distribution or investment of amounts in such funds or accounts? <i>If "Yes," complete Schedule D, Part I</i>		X
7 Did the organization receive or hold a conservation easement, including easements to preserve open space, the environment, historic land areas, or historic structures? <i>If "Yes," complete Schedule D, Part II</i>		X
8 Did the organization maintain collections of works of art, historical treasures, or other similar assets? <i>If "Yes," complete Schedule D, Part III</i>		X
9 Did the organization report an amount in Part X, line 21, for escrow or custodial account liability, serve as a custodian for amounts not listed in Part X; or provide credit counseling, debt management, credit repair, or debt negotiation services? <i>If "Yes," complete Schedule D, Part IV</i>		X
10 Did the organization, directly or through a related organization, hold assets in donor-restricted endowments or in quasi endowments? <i>If "Yes," complete Schedule D, Part V</i>		X
11 If the organization's answer to any of the following questions is "Yes," then complete Schedule D, Parts VI, VII, VIII, IX, or X as applicable.		
a Did the organization report an amount for land, buildings, and equipment in Part X, line 10? <i>If "Yes," complete Schedule D, Part VI</i>	X	
b Did the organization report an amount for investments - other securities in Part X, line 12, that is 5% or more of its total assets reported in Part X, line 16? <i>If "Yes," complete Schedule D, Part VII</i>		X
c Did the organization report an amount for investments - program related in Part X, line 13, that is 5% or more of its total assets reported in Part X, line 16? <i>If "Yes," complete Schedule D, Part VIII</i>		X
d Did the organization report an amount for other assets in Part X, line 15, that is 5% or more of its total assets reported in Part X, line 16? <i>If "Yes," complete Schedule D, Part IX</i>		X
e Did the organization report an amount for other liabilities in Part X, line 25? <i>If "Yes," complete Schedule D, Part X</i>		X
f Did the organization's separate or consolidated financial statements for the tax year include a footnote that addresses the organization's liability for uncertain tax positions under FIN 48 (ASC 740)? <i>If "Yes," complete Schedule D, Part X</i>		X
12a Did the organization obtain separate, independent audited financial statements for the tax year? <i>If "Yes," complete Schedule D, Parts XI and XII</i>		X
b Was the organization included in consolidated, independent audited financial statements for the tax year? <i>If "Yes," and if the organization answered "No" to line 12a, then completing Schedule D, Parts XI and XII is optional</i>	X	
13 Is the organization a school described in section 170(b)(1)(A)(ii)? <i>If "Yes," complete Schedule E</i>		X
14a Did the organization maintain an office, employees, or agents outside of the United States?		X
b Did the organization have aggregate revenues or expenses of more than \$10,000 from grantmaking, fundraising, business, investment, and program service activities outside the United States, or aggregate foreign investments valued at \$100,000 or more? <i>If "Yes," complete Schedule F, Parts I and IV</i>		X
15 Did the organization report on Part IX, column (A), line 3, more than \$5,000 of grants or other assistance to or for any foreign organization? <i>If "Yes," complete Schedule F, Parts II and IV</i>		X
16 Did the organization report on Part IX, column (A), line 3, more than \$5,000 of aggregate grants or other assistance to or for foreign individuals? <i>If "Yes," complete Schedule F, Parts III and IV</i>		X
17 Did the organization report a total of more than \$15,000 of expenses for professional fundraising services on Part IX, column (A), lines 6 and 11e? <i>If "Yes," complete Schedule G, Part I</i>		X
18 Did the organization report more than \$15,000 total of fundraising event gross income and contributions on Part VIII, lines 1c and 8a? <i>If "Yes," complete Schedule G, Part II</i>		X
19 Did the organization report more than \$15,000 of gross income from gaming activities on Part VIII, line 9a? <i>If "Yes," complete Schedule G, Part III</i>		X
20a Did the organization operate one or more hospital facilities? <i>If "Yes," complete Schedule H</i>		X
b If "Yes" to line 20a, did the organization attach a copy of its audited financial statements to this return?		
21 Did the organization report more than \$5,000 of grants or other assistance to any domestic organization or domestic government on Part IX, column (A), line 1? <i>If "Yes," complete Schedule I, Parts I and II</i>	X	

**Part IV Checklist of Required Schedules** (continued)

	Yes	No
<b>22</b> Did the organization report more than \$5,000 of grants or other assistance to or for domestic individuals on Part IX, column (A), line 2? <i>If "Yes," complete Schedule I, Parts I and III</i>		X
<b>23</b> Did the organization answer "Yes" to Part VII, Section A, line 3, 4, or 5 about compensation of the organization's current and former officers, directors, trustees, key employees, and highest compensated employees? <i>If "Yes," complete Schedule J</i>		X
<b>24a</b> Did the organization have a tax-exempt bond issue with an outstanding principal amount of more than \$100,000 as of the last day of the year, that was issued after December 31, 2002? <i>If "Yes," answer lines 24b through 24d and complete Schedule K. If "No," go to line 25a</i>		X
<b>24b</b> Did the organization invest any proceeds of tax-exempt bonds beyond a temporary period exception?		
<b>24c</b> Did the organization maintain an escrow account other than a refunding escrow at any time during the year to defease any tax-exempt bonds?		
<b>24d</b> Did the organization act as an "on behalf of" issuer for bonds outstanding at any time during the year?		
<b>25a</b> <b>Section 501(c)(3), 501(c)(4), and 501(c)(29) organizations.</b> Did the organization engage in an excess benefit transaction with a disqualified person during the year? <i>If "Yes," complete Schedule L, Part I</i>		X
<b>25b</b> Is the organization aware that it engaged in an excess benefit transaction with a disqualified person in a prior year, and that the transaction has not been reported on any of the organization's prior Forms 990 or 990-EZ? <i>If "Yes," complete Schedule L, Part I</i>		X
<b>26</b> Did the organization report any amount on Part X, line 5 or 22, for receivables from or payables to any current or former officer, director, trustee, key employee, creator or founder, substantial contributor, or 35% controlled entity or family member of any of these persons? <i>If "Yes," complete Schedule L, Part II</i>		X
<b>27</b> Did the organization provide a grant or other assistance to any current or former officer, director, trustee, key employee, creator or founder, substantial contributor or employee thereof, a grant selection committee member, or to a 35% controlled entity (including an employee thereof) or family member of any of these persons? <i>If "Yes," complete Schedule L, Part III</i>		X
<b>28</b> Was the organization a party to a business transaction with one of the following parties (see Schedule L, Part IV instructions, for applicable filing thresholds, conditions, and exceptions):		
<b>28a</b> A current or former officer, director, trustee, key employee, creator or founder, or substantial contributor? <i>If "Yes," complete Schedule L, Part IV</i>		X
<b>28b</b> A family member of any individual described in line 28a? <i>If "Yes," complete Schedule L, Part IV</i>		X
<b>28c</b> A 35% controlled entity of one or more individuals and/or organizations described in lines 28a or 28b? <i>If "Yes," complete Schedule L, Part IV</i>		X
<b>29</b> Did the organization receive more than \$25,000 in non-cash contributions? <i>If "Yes," complete Schedule M</i>		X
<b>30</b> Did the organization receive contributions of art, historical treasures, or other similar assets, or qualified conservation contributions? <i>If "Yes," complete Schedule M</i>		X
<b>31</b> Did the organization liquidate, terminate, or dissolve and cease operations? <i>If "Yes," complete Schedule N, Part I</i>		X
<b>32</b> Did the organization sell, exchange, dispose of, or transfer more than 25% of its net assets? <i>If "Yes," complete Schedule N, Part II</i>		X
<b>33</b> Did the organization own 100% of an entity disregarded as separate from the organization under Regulations sections 301.7701-2 and 301.7701-3? <i>If "Yes," complete Schedule R, Part I</i>		X
<b>34</b> Was the organization related to any tax-exempt or taxable entity? <i>If "Yes," complete Schedule R, Part II, III, or IV, and Part V, line 1</i>		X
<b>35a</b> Did the organization have a controlled entity within the meaning of section 512(b)(13)?		X
<b>35b</b> If "Yes" to line 35a, did the organization receive any payment from or engage in any transaction with a controlled entity within the meaning of section 512(b)(13)? <i>If "Yes," complete Schedule R, Part V, line 2</i>		
<b>36</b> <b>Section 501(c)(3) organizations.</b> Did the organization make any transfers to an exempt non-charitable related organization? <i>If "Yes," complete Schedule R, Part V, line 2</i>		X
<b>37</b> Did the organization conduct more than 5% of its activities through an entity that is not a related organization and that is treated as a partnership for federal income tax purposes? <i>If "Yes," complete Schedule R, Part VI</i>		X
<b>38</b> Did the organization complete Schedule O and provide explanations in Schedule O for Part VI, lines 11b and 19? <b>Note:</b> All Form 990 filers are required to complete Schedule O	X	

**Part V Statements Regarding Other IRS Filings and Tax Compliance**

Check if Schedule O contains a response or note to any line in this Part V

	Yes	No
<b>1a</b> Enter the number reported in Box 3 of Form 1096. Enter -0- if not applicable		
<b>1b</b> Enter the number of Forms W-2G included in line 1a. Enter -0- if not applicable		
<b>1c</b> Did the organization comply with backup withholding rules for reportable payments to vendors and reportable gaming (gambling) winnings to prize winners?		

**Part V** Statements Regarding Other IRS Filings and Tax Compliance (continued)

		Yes	No
<b>2a</b>	Enter the number of employees reported on Form W-3, Transmittal of Wage and Tax Statements, filed for the calendar year ending with or within the year covered by this return		
	<b>2a</b> 10		
<b>b</b>	If at least one is reported on line 2a, did the organization file all required federal employment tax returns? <b>Note:</b> If the sum of lines 1a and 2a is greater than 250, you may be required to e-file (see instructions)	X	
<b>3a</b>	Did the organization have unrelated business gross income of \$1,000 or more during the year?		X
<b>b</b>	If "Yes," has it filed a Form 990-T for this year? If "No" to line 3b, provide an explanation on Schedule O		
<b>4a</b>	At any time during the calendar year, did the organization have an interest in, or a signature or other authority over, a financial account in a foreign country (such as a bank account, securities account, or other financial account)?		X
<b>b</b>	If "Yes," enter the name of the foreign country See instructions for filing requirements for FinCEN Form 114, Report of Foreign Bank and Financial Accounts (FBAR).		
<b>5a</b>	Was the organization a party to a prohibited tax shelter transaction at any time during the tax year?		X
<b>b</b>	Did any taxable party notify the organization that it was or is a party to a prohibited tax shelter transaction?		X
<b>c</b>	If "Yes" to line 5a or 5b, did the organization file Form 8886-T?		
<b>6a</b>	Does the organization have annual gross receipts that are normally greater than \$100,000, and did the organization solicit any contributions that were not tax deductible as charitable contributions?		X
<b>b</b>	If "Yes," did the organization include with every solicitation an express statement that such contributions or gifts were not tax deductible?		
<b>7</b>	<b>Organizations that may receive deductible contributions under section 170(c).</b>		
<b>a</b>	Did the organization receive a payment in excess of \$75 made partly as a contribution and partly for goods and services provided to the payor?		X
<b>b</b>	If "Yes," did the organization notify the donor of the value of the goods or services provided?		
<b>c</b>	Did the organization sell, exchange, or otherwise dispose of tangible personal property for which it was required to file Form 8282?		X
<b>d</b>	If "Yes," indicate the number of Forms 8282 filed during the year		
	<b>7d</b>		
<b>e</b>	Did the organization receive any funds, directly or indirectly, to pay premiums on a personal benefit contract?		
<b>f</b>	Did the organization, during the year, pay premiums, directly or indirectly, on a personal benefit contract?		
<b>g</b>	If the organization received a contribution of qualified intellectual property, did the organization file Form 8899 as required?		
<b>h</b>	If the organization received a contribution of cars, boats, airplanes, or other vehicles, did the organization file a Form 1098-C?		
<b>8</b>	<b>Sponsoring organizations maintaining donor advised funds.</b> Did a donor advised fund maintained by the sponsoring organization have excess business holdings at any time during the year?		
<b>9</b>	<b>Sponsoring organizations maintaining donor advised funds.</b>		
<b>a</b>	Did the sponsoring organization make any taxable distributions under section 4966?		
<b>b</b>	Did the sponsoring organization make a distribution to a donor, donor advisor, or related person?		
<b>10</b>	<b>Section 501(c)(7) organizations.</b> Enter:		
<b>a</b>	Initiation fees and capital contributions included on Part VIII, line 12	<b>10a</b>	
<b>b</b>	Gross receipts, included on Form 990, Part VIII, line 12, for public use of club facilities	<b>10b</b>	
<b>11</b>	<b>Section 501(c)(12) organizations.</b> Enter:		
<b>a</b>	Gross income from members or shareholders	<b>11a</b>	
<b>b</b>	Gross income from other sources (Do not net amounts due or paid to other sources against amounts due or received from them.)	<b>11b</b>	
<b>12a</b>	<b>Section 4947(a)(1) non-exempt charitable trusts.</b> Is the organization filing Form 990 in lieu of Form 1041?	<b>12a</b>	
<b>b</b>	If "Yes," enter the amount of tax-exempt interest received or accrued during the year	<b>12b</b>	
<b>13</b>	<b>Section 501(c)(29) qualified nonprofit health insurance issuers.</b>		
<b>a</b>	Is the organization licensed to issue qualified health plans in more than one state? <b>Note:</b> See the instructions for additional information the organization must report on Schedule O.	<b>13a</b>	
<b>b</b>	Enter the amount of reserves the organization is required to maintain by the states in which the organization is licensed to issue qualified health plans	<b>13b</b>	
<b>c</b>	Enter the amount of reserves on hand	<b>13c</b>	
<b>14a</b>	Did the organization receive any payments for indoor tanning services during the tax year?	<b>14a</b>	X
<b>b</b>	If "Yes," has it filed a Form 720 to report these payments? If "No," provide an explanation on Schedule O	<b>14b</b>	
<b>15</b>	Is the organization subject to the section 4960 tax on payment(s) of more than \$1,000,000 in remuneration or excess parachute payment(s) during the year? If "Yes," see instructions and file Form 4720, Schedule N.	<b>15</b>	X
<b>16</b>	Is the organization an educational institution subject to the section 4968 excise tax on net investment income? If "Yes," complete Form 4720, Schedule O.	<b>16</b>	X

**Part VI Governance, Management, and Disclosure** For each "Yes" response to lines 2 through 7b below, and for a "No" response to line 8a, 8b, or 10b below, describe the circumstances, processes, or changes on Schedule O. See instructions.

Check if Schedule O contains a response or note to any line in this Part VI

**Section A. Governing Body and Management**

	Yes	No
<b>1a</b> Enter the number of voting members of the governing body at the end of the tax year If there are material differences in voting rights among members of the governing body, or if the governing body delegated broad authority to an executive committee or similar committee, explain on Schedule O.		
<b>1b</b> Enter the number of voting members included on line 1a, above, who are independent		
<b>2</b> Did any officer, director, trustee, or key employee have a family relationship or a business relationship with any other officer, director, trustee, or key employee?		X
<b>3</b> Did the organization delegate control over management duties customarily performed by or under the direct supervision of officers, directors, trustees, or key employees to a management company or other person?		X
<b>4</b> Did the organization make any significant changes to its governing documents since the prior Form 990 was filed?		X
<b>5</b> Did the organization become aware during the year of a significant diversion of the organization's assets?		X
<b>6</b> Did the organization have members or stockholders?		X
<b>7a</b> Did the organization have members, stockholders, or other persons who had the power to elect or appoint one or more members of the governing body?		X
<b>7b</b> Are any governance decisions of the organization reserved to (or subject to approval by) members, stockholders, or persons other than the governing body?		X
<b>8</b> Did the organization contemporaneously document the meetings held or written actions undertaken during the year by the following:		
<b>a</b> The governing body?	X	
<b>b</b> Each committee with authority to act on behalf of the governing body?	X	
<b>9</b> Is there any officer, director, trustee, or key employee listed in Part VII, Section A, who cannot be reached at the organization's mailing address? If "Yes," provide the names and addresses on Schedule O		X

**Section B. Policies** (This Section B requests information about policies not required by the Internal Revenue Code.)

	Yes	No
<b>10a</b> Did the organization have local chapters, branches, or affiliates?		X
<b>b</b> If "Yes," did the organization have written policies and procedures governing the activities of such chapters, affiliates, and branches to ensure their operations are consistent with the organization's exempt purposes?		
<b>11a</b> Has the organization provided a complete copy of this Form 990 to all members of its governing body before filing the form?	X	
<b>b</b> Describe in Schedule O the process, if any, used by the organization to review this Form 990.		
<b>12a</b> Did the organization have a written conflict of interest policy? If "No," go to line 13	X	
<b>b</b> Were officers, directors, or trustees, and key employees required to disclose annually interests that could give rise to conflicts?	X	
<b>c</b> Did the organization regularly and consistently monitor and enforce compliance with the policy? If "Yes," describe in Schedule O how this was done	X	
<b>13</b> Did the organization have a written whistleblower policy?	X	
<b>14</b> Did the organization have a written document retention and destruction policy?	X	
<b>15</b> Did the process for determining compensation of the following persons include a review and approval by independent persons, comparability data, and contemporaneous substantiation of the deliberation and decision?		
<b>a</b> The organization's CEO, Executive Director, or top management official	X	
<b>b</b> Other officers or key employees of the organization If "Yes" to line 15a or 15b, describe the process in Schedule O (see instructions).		X
<b>16a</b> Did the organization invest in, contribute assets to, or participate in a joint venture or similar arrangement with a taxable entity during the year?		X
<b>b</b> If "Yes," did the organization follow a written policy or procedure requiring the organization to evaluate its participation in joint venture arrangements under applicable federal tax law, and take steps to safeguard the organization's exempt status with respect to such arrangements?		

**Section C. Disclosure**

- 17** List the states with which a copy of this Form 990 is required to be filed **NONE**
- 18** Section 6104 requires an organization to make its Forms 1023 (1024 or 1024-A, if applicable), 990, and 990-T (Section 501(c)(3)s only) available for public inspection. Indicate how you made these available. Check all that apply.  
 Own website     Another's website     Upon request     Other (explain on Schedule O)
- 19** Describe on Schedule O whether (and if so, how) the organization made its governing documents, conflict of interest policy, and financial statements available to the public during the tax year.
- 20** State the name, address, and telephone number of the person who possesses the organization's books and records **NORTEX REGIONAL PLANNING COMMISSION - 940-322-5281**  
**4309 JACKSBORO HIGHWAY, SUITE 200, WICHITA FALLS, TX 76302**

**Part VII Compensation of Officers, Directors, Trustees, Key Employees, Highest Compensated Employees, and Independent Contractors**

Check if Schedule O contains a response or note to any line in this Part VII

**Section A. Officers, Directors, Trustees, Key Employees, and Highest Compensated Employees**

1a Complete this table for all persons required to be listed. Report compensation for the calendar year ending with or within the organization's tax year.

- List all of the organization's **current** officers, directors, trustees (whether individuals or organizations), regardless of amount of compensation. Enter -0- in columns (D), (E), and (F) if no compensation was paid.
- List all of the organization's **current** key employees, if any. See instructions for definition of "key employee."
- List the organization's five **current** highest compensated employees (other than an officer, director, trustee, or key employee) who received reportable compensation (Box 5 of Form W-2 and/or Box 7 of Form 1099-MISC) of more than \$100,000 from the organization and any related organizations.
- List all of the organization's **former** officers, key employees, and highest compensated employees who received more than \$100,000 of reportable compensation from the organization and any related organizations.
- List all of the organization's **former directors or trustees** that received, in the capacity as a former director or trustee of the organization, more than \$10,000 of reportable compensation from the organization and any related organizations. See instructions for the order in which to list the persons above.

Check this box if neither the organization nor any related organization compensated any current officer, director, or trustee.

(A) Name and title	(B) Average hours per week (list any hours for related organizations below line)	(C) Position (do not check more than one box, unless person is both an officer and a director/trustee)						(D) Reportable compensation from the organization (W-2/1099-MISC)	(E) Reportable compensation from related organizations (W-2/1099-MISC)	(F) Estimated amount of other compensation from the organization and related organizations
		Individual trustee or director	Institutional trustee	Officer	Key employee	Highest compensated employee	Former			
(1) LISA MCDANIEL EXECUTIVE DIRECTOR	40.00			X				73,825.	0.	0.
(2) KRISTIN MORRIS CHAIR	1.00	X						0.	0.	0.
(3) RHONDA SCHREIBER VICE-CHAIR	1.00	X						0.	0.	0.
(4) GLENDA RAMSEY SECRETARY/TREASURER	1.00	X						0.	0.	0.
(5) LEE RITCHEY, JR. PAST CHAIR	0.50	X						0.	0.	0.
(6) MARSHA ANDERSON MEMBER	0.50	X						0.	0.	0.
(7) TONI ALONZO MEMBER	0.50	X						0.	0.	0.
(8) MARY ARANDA MEMBER	0.50	X						0.	0.	0.
(9) MICHAEL BLEVINS MEMBER	0.50	X						0.	0.	0.
(10) LESLIE CHALMERS MEMBER	0.50	X						0.	0.	0.
(11) BILLY CLARK MEMBER	0.50	X						0.	0.	0.
(12) TAYLOR DAVIS MEMBER	0.50	X						0.	0.	0.
(13) DARREN FRANCIS MEMBER	0.50	X						0.	0.	0.
(14) KERI GOINS MEMBER	0.50	X						0.	0.	0.
(15) STEVE M. HOLLOWAY MEMBER	0.50	X						0.	0.	0.
(16) LEE HARVEY MEMBER	0.50	X						0.	0.	0.
(17) TRACEY JENNINGS MEMBER	0.50	X						0.	0.	0.

**Part VII Section A. Officers, Directors, Trustees, Key Employees, and Highest Compensated Employees (continued)**

(A) Name and title	(B) Average hours per week (list any hours for related organizations below line)	(C) Position (do not check more than one box, unless person is both an officer and a director/trustee)						(D) Reportable compensation from the organization (W-2/1099-MISC)	(E) Reportable compensation from related organizations (W-2/1099-MISC)	(F) Estimated amount of other compensation from the organization and related organizations
		Individual trustee or director	Institutional trustee	Officer	Key employee	Highest compensated employee	Former			
(18) SYNTHIA KIRBY MEMBER	0.50	X						0.	0.	0.
(19) BRANDON LITTEKEN MEMBER	0.50	X						0.	0.	0.
(20) ANTHONY LOUIS MEMBER	0.50	X						0.	0.	0.
(21) MICHELLE NELSON MEMBER	0.50	X						0.	0.	0.
(22) DEBBIE POWELL MEMBER	0.50	X						0.	0.	0.
(23) MILEASHA RIZAN MEMBER	0.50	X						0.	0.	0.
(24) CRYSTAL SANDERS MEMBER	0.50	X						0.	0.	0.
(25) JIM SJOLANDER MEMBER	0.50	X						0.	0.	0.
(26) DIRK WELCH MEMBER	0.50	X						0.	0.	0.
<b>1b Subtotal</b>								73,825.	0.	0.
<b>c Total from continuation sheets to Part VII, Section A</b>								0.	0.	0.
<b>d Total (add lines 1b and 1c)</b>								73,825.	0.	0.

2 Total number of individuals (including but not limited to those listed above) who received more than \$100,000 of reportable compensation from the organization **0**

	Yes	No
3 Did the organization list any former officer, director, trustee, key employee, or highest compensated employee on line 1a? If "Yes," complete Schedule J for such individual		X
4 For any individual listed on line 1a, is the sum of reportable compensation and other compensation from the organization and related organizations greater than \$150,000? If "Yes," complete Schedule J for such individual		X
5 Did any person listed on line 1a receive or accrue compensation from any unrelated organization or individual for services rendered to the organization? If "Yes," complete Schedule J for such person		X

**Section B. Independent Contractors**

1 Complete this table for your five highest compensated independent contractors that received more than \$100,000 of compensation from the organization. Report compensation for the calendar year ending with or within the organization's tax year.

(A) Name and business address	(B) Description of services	(C) Compensation
NONE		

2 Total number of independent contractors (including but not limited to those listed above) who received more than \$100,000 of compensation from the organization **0**

SEE PART VII, SECTION A CONTINUATION SHEETS

**Part VII** Section A. Officers, Directors, Trustees, Key Employees, and Highest Compensated Employees (continued)

(A) Name and title	(B) Average hours per week (list any hours for related organizations below line)	(C) Position (check all that apply)						(D) Reportable compensation from the organization (W-2/1099-MISC)	(E) Reportable compensation from related organizations (W-2/1099-MISC)	(F) Estimated amount of other compensation from the organization and related organizations
		Individual trustee or director	Institutional trustee	Officer	Key employee	Highest compensated employee	Former			
(27) LINDA WHITAKER MEMBER	0.50	X						0.	0.	0.
(28) JULIE YOUNG MEMBER	0.50	X						0.	0.	0.
Total to Part VII, Section A, line 1c										

**Part VIII Statement of Revenue**

Check if Schedule O contains a response or note to any line in this Part VIII

				(A)	(B)	(C)	(D)	
				Total revenue	Related or exempt function revenue	Unrelated business revenue	Revenue excluded from tax under sections 512 - 514	
Contributions, Gifts, Grants and Other Similar Amounts	1 a	Federated campaigns	1a					
	b	Membership dues	1b					
	c	Fundraising events	1c					
	d	Related organizations	1d					
	e	Government grants (contributions)	1e	10,163,355.				
	f	All other contributions, gifts, grants, and similar amounts not included above	1f					
	g	Noncash contributions included in lines 1a-1f	1g \$					
	<b>h Total. Add lines 1a-1f</b>				10,163,355.			
Program Service Revenue				Business Code				
	2 a							
	b							
	c							
	d							
	e							
	f	All other program service revenue						
<b>g Total. Add lines 2a-2f</b>								
Other Revenue	3	Investment income (including dividends, interest, and other similar amounts)						
	4	Income from investment of tax-exempt bond proceeds						
	5	Royalties						
	6 a	Gross rents	(i) Real					
			(ii) Personal					
	b	Less: rental expenses	6b					
	c	Rental income or (loss)	6c					
	d Net rental income or (loss)							
	7 a	Gross amount from sales of assets other than inventory	(i) Securities					
			(ii) Other					
	b	Less: cost or other basis and sales expenses	7b					
	c	Gain or (loss)	7c					
	d Net gain or (loss)							
8 a	Gross income from fundraising events (not including \$ _____ of contributions reported on line 1c). See Part IV, line 18							
b	Less: direct expenses	8b						
c Net income or (loss) from fundraising events								
9 a	Gross income from gaming activities. See Part IV, line 19							
b	Less: direct expenses	9b						
c Net income or (loss) from gaming activities								
10 a	Gross sales of inventory, less returns and allowances							
b	Less: cost of goods sold	10b						
c Net income or (loss) from sales of inventory								
Miscellaneous Revenue				Business Code				
	11 a							
	b							
	c							
	d	All other revenue						
<b>e Total. Add lines 11a-11d</b>								
<b>12 Total revenue. See instructions</b>				10,163,355.	0.	0.	0.	

**Part IX Statement of Functional Expenses**

Section 501(c)(3) and 501(c)(4) organizations must complete all columns. All other organizations must complete column (A).

Check if Schedule O contains a response or note to any line in this Part IX

Do not include amounts reported on lines 6b, 7b, 8b, 9b, and 10b of Part VIII.	(A) Total expenses	(B) Program service expenses	(C) Management and general expenses	(D) Fundraising expenses
1 Grants and other assistance to domestic organizations and domestic governments. See Part IV, line 21	8,701,635.	8,701,635.		
2 Grants and other assistance to domestic individuals. See Part IV, line 22				
3 Grants and other assistance to foreign organizations, foreign governments, and foreign individuals. See Part IV, lines 15 and 16				
4 Benefits paid to or for members				
5 Compensation of current officers, directors, trustees, and key employees				
6 Compensation not included above to disqualified persons (as defined under section 4958(f)(1)) and persons described in section 4958(c)(3)(B)	73,825.		73,825.	
7 Other salaries and wages	353,880.		353,880.	
8 Pension plan accruals and contributions (include section 401(k) and 403(b) employer contributions)				
9 Other employee benefits	179,355.		179,355.	
10 Payroll taxes	32,719.		32,719.	
11 Fees for services (nonemployees):				
a Management				
b Legal				
c Accounting	142,115.		142,115.	
d Lobbying				
e Professional fundraising services. See Part IV, line 17				
f Investment management fees				
g Other. (If line 11g amount exceeds 10% of line 25, column (A) amount, list line 11g expenses on Sch O.)				
12 Advertising and promotion	12,491.		12,491.	
13 Office expenses	102,937.		102,937.	
14 Information technology				
15 Royalties				
16 Occupancy	242,773.		242,773.	
17 Travel	3,379.		3,379.	
18 Payments of travel or entertainment expenses for any federal, state, or local public officials				
19 Conferences, conventions, and meetings	88,187.		88,187.	
20 Interest				
21 Payments to affiliates				
22 Depreciation, depletion, and amortization	25,817.		25,817.	
23 Insurance				
24 Other expenses. Itemize expenses not covered above (List miscellaneous expenses on line 24e. If line 24e amount exceeds 10% of line 25, column (A) amount, list line 24e expenses on Schedule O.)				
a <b>PROFESSIONAL DUES</b>	54,928.		54,928.	
b <b>MISCELLANEOUS</b>	35,961.		35,961.	
c				
d				
e All other expenses				
<b>25 Total functional expenses.</b> Add lines 1 through 24e	<b>10,050,002.</b>	<b>8,701,635.</b>	<b>1,348,367.</b>	<b>0.</b>
<b>26 Joint costs.</b> Complete this line only if the organization reported in column (B) joint costs from a combined educational campaign and fundraising solicitation.				

Check here  if following SOP 98-2 (ASC 958-720)

**Part X Balance Sheet**

Check if Schedule O contains a response or note to any line in this Part X

		(A) Beginning of year	(B) End of year	
<b>Assets</b>	1 Cash - non-interest-bearing		1	
	2 Savings and temporary cash investments		2	
	3 Pledges and grants receivable, net	631,940.	3 769,779.	
	4 Accounts receivable, net		4	
	5 Loans and other receivables from any current or former officer, director, trustee, key employee, creator or founder, substantial contributor, or 35% controlled entity or family member of any of these persons		5	
	6 Loans and other receivables from other disqualified persons (as defined under section 4958(f)(1)), and persons described in section 4958(c)(3)(B)		6	
	7 Notes and loans receivable, net		7	
	8 Inventories for sale or use		8	
	9 Prepaid expenses and deferred charges		9	
	10a Land, buildings, and equipment: cost or other basis. Complete Part VI of Schedule D	10a 231,345.		
	b Less: accumulated depreciation	10b 88,998.	10c 142,447.	
	11 Investments - publicly traded securities		11	
	12 Investments - other securities. See Part IV, line 11		12	
	13 Investments - program-related. See Part IV, line 11		13	
	14 Intangible assets		14	
	15 Other assets. See Part IV, line 11		15	
16 <b>Total assets.</b> Add lines 1 through 15 (must equal line 33)	800,205.	16 912,226.		
<b>Liabilities</b>	17 Accounts payable and accrued expenses	510,021.	17 508,689.	
	18 Grants payable		18	
	19 Deferred revenue		19	
	20 Tax-exempt bond liabilities		20	
	21 Escrow or custodial account liability. Complete Part IV of Schedule D		21	
	22 Loans and other payables to any current or former officer, director, trustee, key employee, creator or founder, substantial contributor, or 35% controlled entity or family member of any of these persons		22	
	23 Secured mortgages and notes payable to unrelated third parties		23	
	24 Unsecured notes and loans payable to unrelated third parties		24	
	25 Other liabilities (including federal income tax, payables to related third parties, and other liabilities not included on lines 17-24). Complete Part X of Schedule D		25	
	26 <b>Total liabilities.</b> Add lines 17 through 25	510,021.	26 508,689.	
<b>Net Assets or Fund Balances</b>	<b>Organizations that follow FASB ASC 958, check here</b> <input checked="" type="checkbox"/> <b>and complete lines 27, 28, 32, and 33.</b>			
	27 Net assets without donor restrictions	290,184.	27 403,537.	
	28 Net assets with donor restrictions		28	
	<b>Organizations that do not follow FASB ASC 958, check here</b> <input type="checkbox"/> <b>and complete lines 29 through 33.</b>			
	29 Capital stock or trust principal, or current funds		29	
	30 Paid-in or capital surplus, or land, building, or equipment fund		30	
	31 Retained earnings, endowment, accumulated income, or other funds		31	
	32 <b>Total net assets or fund balances</b>	290,184.	32 403,537.	
33 <b>Total liabilities and net assets/fund balances</b>	800,205.	33 912,226.		

**Part XI Reconciliation of Net Assets**

Check if Schedule O contains a response or note to any line in this Part XI

1	Total revenue (must equal Part VIII, column (A), line 12)	1	10,163,355.
2	Total expenses (must equal Part IX, column (A), line 25)	2	10,050,002.
3	Revenue less expenses. Subtract line 2 from line 1	3	113,353.
4	Net assets or fund balances at beginning of year (must equal Part X, line 32, column (A))	4	290,184.
5	Net unrealized gains (losses) on investments	5	
6	Donated services and use of facilities	6	
7	Investment expenses	7	
8	Prior period adjustments	8	
9	Other changes in net assets or fund balances (explain on Schedule O)	9	0.
10	Net assets or fund balances at end of year. Combine lines 3 through 9 (must equal Part X, line 32, column (B))	10	403,537.

**Part XII Financial Statements and Reporting**

Check if Schedule O contains a response or note to any line in this Part XII

		Yes	No
1	Accounting method used to prepare the Form 990: <input type="checkbox"/> Cash <input checked="" type="checkbox"/> Accrual <input type="checkbox"/> Other _____ If the organization changed its method of accounting from a prior year or checked "Other," explain in Schedule O.		
2a	Were the organization's financial statements compiled or reviewed by an independent accountant? If "Yes," check a box below to indicate whether the financial statements for the year were compiled or reviewed on a separate basis, consolidated basis, or both: <input type="checkbox"/> Separate basis <input type="checkbox"/> Consolidated basis <input type="checkbox"/> Both consolidated and separate basis		X
2b	Were the organization's financial statements audited by an independent accountant? If "Yes," check a box below to indicate whether the financial statements for the year were audited on a separate basis, consolidated basis, or both: <input type="checkbox"/> Separate basis <input type="checkbox"/> Consolidated basis <input type="checkbox"/> Both consolidated and separate basis		X
2c	If "Yes" to line 2a or 2b, does the organization have a committee that assumes responsibility for oversight of the audit, review, or compilation of its financial statements and selection of an independent accountant? If the organization changed either its oversight process or selection process during the tax year, explain on Schedule O.		
3a	As a result of a federal award, was the organization required to undergo an audit or audits as set forth in the Single Audit Act and OMB Circular A-133?		X
3b	If "Yes," did the organization undergo the required audit or audits? If the organization did not undergo the required audit or audits, explain why on Schedule O and describe any steps taken to undergo such audits		

Form 990 (2020)



**Part II Support Schedule for Organizations Described in Sections 170(b)(1)(A)(iv) and 170(b)(1)(A)(vi)**

(Complete only if you checked the box on line 5, 7, or 8 of Part I or if the organization failed to qualify under Part III. If the organization fails to qualify under the tests listed below, please complete Part III.)

**Section A. Public Support**

Calendar year (or fiscal year beginning in) ▶	(a) 2016	(b) 2017	(c) 2018	(d) 2019	(e) 2020	(f) Total
1 Gifts, grants, contributions, and membership fees received. (Do not include any "unusual grants.") .....	7639975.	7590101.	8052725.	10572899.	10163355.	44019055.
2 Tax revenues levied for the organization's benefit and either paid to or expended on its behalf .....						
3 The value of services or facilities furnished by a governmental unit to the organization without charge .....						
4 <b>Total.</b> Add lines 1 through 3 .....	7639975.	7590101.	8052725.	10572899.	10163355.	44019055.
5 The portion of total contributions by each person (other than a governmental unit or publicly supported organization) included on line 1 that exceeds 2% of the amount shown on line 11, column (f) .....						
6 <b>Public support.</b> Subtract line 5 from line 4.						44019055.

**Section B. Total Support**

Calendar year (or fiscal year beginning in) ▶	(a) 2016	(b) 2017	(c) 2018	(d) 2019	(e) 2020	(f) Total
7 Amounts from line 4 .....	7639975.	7590101.	8052725.	10572899.	10163355.	44019055.
8 Gross income from interest, dividends, payments received on securities loans, rents, royalties, and income from similar sources .....						
9 Net income from unrelated business activities, whether or not the business is regularly carried on .....						
10 Other income. Do not include gain or loss from the sale of capital assets (Explain in Part VI.) .....						
11 <b>Total support.</b> Add lines 7 through 10 .....						44019055.

12 Gross receipts from related activities, etc. (see instructions) ..... **12**

13 **First 5 years.** If the Form 990 is for the organization's first, second, third, fourth, or fifth tax year as a section 501(c)(3) organization, check this box and **stop here** .....

**Section C. Computation of Public Support Percentage**

14 Public support percentage for 2020 (line 6, column (f), divided by line 11, column (f)) .....	<b>14</b>	100.00	%
15 Public support percentage from 2019 Schedule A, Part II, line 14 .....	<b>15</b>	100.00	%

16a **33 1/3% support test - 2020.** If the organization did not check the box on line 13, and line 14 is 33 1/3% or more, check this box and **stop here.** The organization qualifies as a publicly supported organization .....  **X**

b **33 1/3% support test - 2019.** If the organization did not check a box on line 13 or 16a, and line 15 is 33 1/3% or more, check this box and **stop here.** The organization qualifies as a publicly supported organization .....

17a **10% -facts-and-circumstances test - 2020.** If the organization did not check a box on line 13, 16a, or 16b, and line 14 is 10% or more, and if the organization meets the facts-and-circumstances test, check this box and **stop here.** Explain in Part VI how the organization meets the facts-and-circumstances test. The organization qualifies as a publicly supported organization .....

b **10% -facts-and-circumstances test - 2019.** If the organization did not check a box on line 13, 16a, 16b, or 17a, and line 15 is 10% or more, and if the organization meets the facts-and-circumstances test, check this box and **stop here.** Explain in Part VI how the organization meets the facts-and-circumstances test. The organization qualifies as a publicly supported organization .....

18 **Private foundation.** If the organization did not check a box on line 13, 16a, 16b, 17a, or 17b, check this box and see instructions .....

**Part III Support Schedule for Organizations Described in Section 509(a)(2)**

(Complete only if you checked the box on line 10 of Part I or if the organization failed to qualify under Part II. If the organization fails to qualify under the tests listed below, please complete Part II.)

**Section A. Public Support**

Calendar year (or fiscal year beginning in) ▶	(a) 2016	(b) 2017	(c) 2018	(d) 2019	(e) 2020	(f) Total
<b>1</b> Gifts, grants, contributions, and membership fees received. (Do not include any "unusual grants.") .....						
<b>2</b> Gross receipts from admissions, merchandise sold or services performed, or facilities furnished in any activity that is related to the organization's tax-exempt purpose .....						
<b>3</b> Gross receipts from activities that are not an unrelated trade or business under section 513 .....						
<b>4</b> Tax revenues levied for the organization's benefit and either paid to or expended on its behalf .....						
<b>5</b> The value of services or facilities furnished by a governmental unit to the organization without charge .....						
<b>6 Total.</b> Add lines 1 through 5 .....						
<b>7a</b> Amounts included on lines 1, 2, and 3 received from disqualified persons .....						
<b>b</b> Amounts included on lines 2 and 3 received from other than disqualified persons that exceed the greater of \$5,000 or 1% of the amount on line 13 for the year .....						
<b>c</b> Add lines 7a and 7b .....						
<b>8 Public support.</b> (Subtract line 7c from line 6.) .....						

**Section B. Total Support**

Calendar year (or fiscal year beginning in) ▶	(a) 2016	(b) 2017	(c) 2018	(d) 2019	(e) 2020	(f) Total
<b>9</b> Amounts from line 6 .....						
<b>10a</b> Gross income from interest, dividends, payments received on securities loans, rents, royalties, and income from similar sources .....						
<b>b</b> Unrelated business taxable income (less section 511 taxes) from businesses acquired after June 30, 1975 .....						
<b>c</b> Add lines 10a and 10b .....						
<b>11</b> Net income from unrelated business activities not included in line 10b, whether or not the business is regularly carried on .....						
<b>12</b> Other income. Do not include gain or loss from the sale of capital assets (Explain in Part VI.) .....						
<b>13 Total support.</b> (Add lines 9, 10c, 11, and 12.) .....						

**14 First 5 years.** If the Form 990 is for the organization's first, second, third, fourth, or fifth tax year as a section 501(c)(3) organization, check this box and **stop here**

**Section C. Computation of Public Support Percentage**

<b>15</b> Public support percentage for 2020 (line 8, column (f), divided by line 13, column (f)) .....	<b>15</b>	%
<b>16</b> Public support percentage from 2019 Schedule A, Part III, line 15 .....	<b>16</b>	%

**Section D. Computation of Investment Income Percentage**

<b>17</b> Investment income percentage for 2020 (line 10c, column (f), divided by line 13, column (f)) .....	<b>17</b>	%
<b>18</b> Investment income percentage from 2019 Schedule A, Part III, line 17 .....	<b>18</b>	%

**19a 33 1/3% support tests - 2020.** If the organization did not check the box on line 14, and line 15 is more than 33 1/3%, and line 17 is not more than 33 1/3%, check this box and **stop here**. The organization qualifies as a publicly supported organization

**b 33 1/3% support tests - 2019.** If the organization did not check a box on line 14 or line 19a, and line 16 is more than 33 1/3%, and line 18 is not more than 33 1/3%, check this box and **stop here**. The organization qualifies as a publicly supported organization

**20 Private foundation.** If the organization did not check a box on line 14, 19a, or 19b, check this box and see instructions

**Part IV Supporting Organizations**

(Complete only if you checked a box in line 12 on Part I. If you checked box 12a, Part I, complete Sections A and B. If you checked box 12b, Part I, complete Sections A and C. If you checked box 12c, Part I, complete Sections A, D, and E. If you checked box 12d, Part I, complete Sections A and D, and complete Part V.)

**Section A. All Supporting Organizations**

	Yes	No
<b>1</b> Are all of the organization's supported organizations listed by name in the organization's governing documents? <i>If "No," describe in Part VI how the supported organizations are designated. If designated by class or purpose, describe the designation. If historic and continuing relationship, explain.</i>		
<b>2</b> Did the organization have any supported organization that does not have an IRS determination of status under section 509(a)(1) or (2)? <i>If "Yes," explain in Part VI how the organization determined that the supported organization was described in section 509(a)(1) or (2).</i>		
<b>3a</b> Did the organization have a supported organization described in section 501(c)(4), (5), or (6)? <i>If "Yes," answer lines 3b and 3c below.</i>		
<b>b</b> Did the organization confirm that each supported organization qualified under section 501(c)(4), (5), or (6) and satisfied the public support tests under section 509(a)(2)? <i>If "Yes," describe in Part VI when and how the organization made the determination.</i>		
<b>c</b> Did the organization ensure that all support to such organizations was used exclusively for section 170(c)(2)(B) purposes? <i>If "Yes," explain in Part VI what controls the organization put in place to ensure such use.</i>		
<b>4a</b> Was any supported organization not organized in the United States ("foreign supported organization")? <i>If "Yes," and if you checked box 12a or 12b in Part I, answer lines 4b and 4c below.</i>		
<b>b</b> Did the organization have ultimate control and discretion in deciding whether to make grants to the foreign supported organization? <i>If "Yes," describe in Part VI how the organization had such control and discretion despite being controlled or supervised by or in connection with its supported organizations.</i>		
<b>c</b> Did the organization support any foreign supported organization that does not have an IRS determination under sections 501(c)(3) and 509(a)(1) or (2)? <i>If "Yes," explain in Part VI what controls the organization used to ensure that all support to the foreign supported organization was used exclusively for section 170(c)(2)(B) purposes.</i>		
<b>5a</b> Did the organization add, substitute, or remove any supported organizations during the tax year? <i>If "Yes," answer lines 5b and 5c below (if applicable). Also, provide detail in Part VI, including (i) the names and EIN numbers of the supported organizations added, substituted, or removed; (ii) the reasons for each such action; (iii) the authority under the organization's organizing document authorizing such action; and (iv) how the action was accomplished (such as by amendment to the organizing document).</i>		
<b>b Type I or Type II only.</b> Was any added or substituted supported organization part of a class already designated in the organization's organizing document?		
<b>c Substitutions only.</b> Was the substitution the result of an event beyond the organization's control?		
<b>6</b> Did the organization provide support (whether in the form of grants or the provision of services or facilities) to anyone other than (i) its supported organizations, (ii) individuals that are part of the charitable class benefited by one or more of its supported organizations, or (iii) other supporting organizations that also support or benefit one or more of the filing organization's supported organizations? <i>If "Yes," provide detail in Part VI.</i>		
<b>7</b> Did the organization provide a grant, loan, compensation, or other similar payment to a substantial contributor (as defined in section 4958(c)(3)(C)), a family member of a substantial contributor, or a 35% controlled entity with regard to a substantial contributor? <i>If "Yes," complete Part I of Schedule L (Form 990 or 990-EZ).</i>		
<b>8</b> Did the organization make a loan to a disqualified person (as defined in section 4958) not described in line 7? <i>If "Yes," complete Part I of Schedule L (Form 990 or 990-EZ).</i>		
<b>9a</b> Was the organization controlled directly or indirectly at any time during the tax year by one or more disqualified persons, as defined in section 4946 (other than foundation managers and organizations described in section 509(a)(1) or (2))? <i>If "Yes," provide detail in Part VI.</i>		
<b>b</b> Did one or more disqualified persons (as defined in line 9a) hold a controlling interest in any entity in which the supporting organization had an interest? <i>If "Yes," provide detail in Part VI.</i>		
<b>c</b> Did a disqualified person (as defined in line 9a) have an ownership interest in, or derive any personal benefit from, assets in which the supporting organization also had an interest? <i>If "Yes," provide detail in Part VI.</i>		
<b>10a</b> Was the organization subject to the excess business holdings rules of section 4943 because of section 4943(f) (regarding certain Type II supporting organizations, and all Type III non-functionally integrated supporting organizations)? <i>If "Yes," answer line 10b below.</i>		
<b>b</b> Did the organization have any excess business holdings in the tax year? <i>(Use Schedule C, Form 4720, to determine whether the organization had excess business holdings.)</i>		

**Part IV Supporting Organizations** (continued)

	Yes	No
11 Has the organization accepted a gift or contribution from any of the following persons?		
a A person who directly or indirectly controls, either alone or together with persons described in lines 11b and 11c below, the governing body of a supported organization?	11a	
b A family member of a person described in line 11a above?	11b	
c A 35% controlled entity of a person described in line 11a or 11b above? If "Yes" to line 11a, 11b, or 11c, provide detail in Part VI.	11c	

**Section B. Type I Supporting Organizations**

	Yes	No
1 Did the governing body, members of the governing body, officers acting in their official capacity, or membership of one or more supported organizations have the power to regularly appoint or elect at least a majority of the organization's officers, directors, or trustees at all times during the tax year? If "No," describe in Part VI how the supported organization(s) effectively operated, supervised, or controlled the organization's activities. If the organization had more than one supported organization, describe how the powers to appoint and/or remove officers, directors, or trustees were allocated among the supported organizations and what conditions or restrictions, if any, applied to such powers during the tax year.	1	
2 Did the organization operate for the benefit of any supported organization other than the supported organization(s) that operated, supervised, or controlled the supporting organization? If "Yes," explain in Part VI how providing such benefit carried out the purposes of the supported organization(s) that operated, supervised, or controlled the supporting organization.	2	

**Section C. Type II Supporting Organizations**

	Yes	No
1 Were a majority of the organization's directors or trustees during the tax year also a majority of the directors or trustees of each of the organization's supported organization(s)? If "No," describe in Part VI how control or management of the supporting organization was vested in the same persons that controlled or managed the supported organization(s).	1	

**Section D. All Type III Supporting Organizations**

	Yes	No
1 Did the organization provide to each of its supported organizations, by the last day of the fifth month of the organization's tax year, (i) a written notice describing the type and amount of support provided during the prior tax year, (ii) a copy of the Form 990 that was most recently filed as of the date of notification, and (iii) copies of the organization's governing documents in effect on the date of notification, to the extent not previously provided?	1	
2 Were any of the organization's officers, directors, or trustees either (i) appointed or elected by the supported organization(s) or (ii) serving on the governing body of a supported organization? If "No," explain in Part VI how the organization maintained a close and continuous working relationship with the supported organization(s).	2	
3 By reason of the relationship described in line 2, above, did the organization's supported organizations have a significant voice in the organization's investment policies and in directing the use of the organization's income or assets at all times during the tax year? If "Yes," describe in Part VI the role the organization's supported organizations played in this regard.	3	

**Section E. Type III Functionally Integrated Supporting Organizations**

1 Check the box next to the method that the organization used to satisfy the Integral Part Test during the year (see instructions).		
a <input type="checkbox"/> The organization satisfied the Activities Test. Complete line 2 below.		
b <input type="checkbox"/> The organization is the parent of each of its supported organizations. Complete line 3 below.		
c <input type="checkbox"/> The organization supported a governmental entity. Describe in Part VI how you supported a governmental entity (see instructions).		
2 Activities Test. Answer lines 2a and 2b below.		
a Did substantially all of the organization's activities during the tax year directly further the exempt purposes of the supported organization(s) to which the organization was responsive? If "Yes," then in Part VI identify those supported organizations and explain how these activities directly furthered their exempt purposes, how the organization was responsive to those supported organizations, and how the organization determined that these activities constituted substantially all of its activities.	2a	
b Did the activities described in line 2a, above, constitute activities that, but for the organization's involvement, one or more of the organization's supported organization(s) would have been engaged in? If "Yes," explain in Part VI the reasons for the organization's position that its supported organization(s) would have engaged in these activities but for the organization's involvement.	2b	
3 Parent of Supported Organizations. Answer lines 3a and 3b below.		
a Did the organization have the power to regularly appoint or elect a majority of the officers, directors, or trustees of each of the supported organizations? If "Yes" or "No" provide details in Part VI.	3a	
b Did the organization exercise a substantial degree of direction over the policies, programs, and activities of each of its supported organizations? If "Yes," describe in Part VI the role played by the organization in this regard.	3b	

**Part V Type III Non-Functionally Integrated 509(a)(3) Supporting Organizations**

- 1  Check here if the organization satisfied the Integral Part Test as a qualifying trust on Nov. 20, 1970 (*explain in Part VI*). See instructions.  
All other Type III non-functionally integrated supporting organizations must complete Sections A through E.

Section A - Adjusted Net Income		(A) Prior Year	(B) Current Year (optional)
1	Net short-term capital gain	1	
2	Recoveries of prior-year distributions	2	
3	Other gross income (see instructions)	3	
4	Add lines 1 through 3.	4	
5	Depreciation and depletion	5	
6	Portion of operating expenses paid or incurred for production or collection of gross income or for management, conservation, or maintenance of property held for production of income (see instructions)	6	
7	Other expenses (see instructions)	7	
8	<b>Adjusted Net Income</b> (subtract lines 5, 6, and 7 from line 4)	8	
Section B - Minimum Asset Amount		(A) Prior Year	(B) Current Year (optional)
1	Aggregate fair market value of all non-exempt-use assets (see instructions for short tax year or assets held for part of year):		
a	Average monthly value of securities	1a	
b	Average monthly cash balances	1b	
c	Fair market value of other non-exempt-use assets	1c	
d	<b>Total</b> (add lines 1a, 1b, and 1c)	1d	
e	<b>Discount</b> claimed for blockage or other factors ( <i>explain in detail in Part VI</i> ):		
2	Acquisition indebtedness applicable to non-exempt-use assets	2	
3	Subtract line 2 from line 1d.	3	
4	Cash deemed held for exempt use. Enter 0.015 of line 3 (for greater amount, see instructions).	4	
5	Net value of non-exempt-use assets (subtract line 4 from line 3)	5	
6	Multiply line 5 by 0.035.	6	
7	Recoveries of prior-year distributions	7	
8	<b>Minimum Asset Amount</b> (add line 7 to line 6)	8	
Section C - Distributable Amount			Current Year
1	Adjusted net income for prior year (from Section A, line 8, column A)	1	
2	Enter 0.85 of line 1.	2	
3	Minimum asset amount for prior year (from Section B, line 8, column A)	3	
4	Enter greater of line 2 or line 3.	4	
5	Income tax imposed in prior year	5	
6	<b>Distributable Amount.</b> Subtract line 5 from line 4, unless subject to emergency temporary reduction (see instructions).	6	
7	<input type="checkbox"/> Check here if the current year is the organization's first as a non-functionally integrated Type III supporting organization (see instructions).		

Schedule A (Form 990 or 990-EZ) 2020

**Part V Type III Non-Functionally Integrated 509(a)(3) Supporting Organizations** (continued)

Section D - Distributions		Current Year
1	Amounts paid to supported organizations to accomplish exempt purposes	1
2	Amounts paid to perform activity that directly furthers exempt purposes of supported organizations, in excess of income from activity	2
3	Administrative expenses paid to accomplish exempt purposes of supported organizations	3
4	Amounts paid to acquire exempt-use assets	4
5	Qualified set-aside amounts (prior IRS approval required - provide details in Part VI)	5
6	Other distributions (describe in Part VI). See instructions.	6
7	<b>Total annual distributions.</b> Add lines 1 through 6.	7
8	Distributions to attentive supported organizations to which the organization is responsive (provide details in Part VI). See instructions.	8
9	Distributable amount for 2020 from Section C, line 6	9
10	Line 8 amount divided by line 9 amount	10

Section E - Distribution Allocations (see instructions)	(i) Excess Distributions	(ii) Underdistributions Pre-2020	(iii) Distributable Amount for 2020
1	Distributable amount for 2020 from Section C, line 6		
2	Underdistributions, if any, for years prior to 2020 (reasonable cause required - explain in Part VI). See instructions.		
3	Excess distributions carryover, if any, to 2020		
a	From 2015		
b	From 2016		
c	From 2017		
d	From 2018		
e	From 2019		
f	<b>Total</b> of lines 3a through 3e		
g	Applied to underdistributions of prior years		
h	Applied to 2020 distributable amount		
i	Carryover from 2015 not applied (see instructions)		
j	Remainder. Subtract lines 3g, 3h, and 3i from line 3f.		
4	Distributions for 2020 from Section D, line 7: \$		
a	Applied to underdistributions of prior years		
b	Applied to 2020 distributable amount		
c	Remainder. Subtract lines 4a and 4b from line 4.		
5	Remaining underdistributions for years prior to 2020, if any. Subtract lines 3g and 4a from line 2. For result greater than zero, explain in Part VI. See instructions.		
6	Remaining underdistributions for 2020. Subtract lines 3h and 4b from line 1. For result greater than zero, explain in Part VI. See instructions.		
7	<b>Excess distributions carryover to 2021.</b> Add lines 3j and 4c.		
8	Breakdown of line 7:		
a	Excess from 2016		
b	Excess from 2017		
c	Excess from 2018		
d	Excess from 2019		
e	Excess from 2020		



**Schedule of Contributors**

▶ Attach to Form 990, Form 990-EZ, or Form 990-PF.  
 ▶ Go to [www.irs.gov/Form990](http://www.irs.gov/Form990) for the latest information.

**2020**

Name of the organization

**WORKFORCE RESOURCE, INC.**

Employer identification number

**62-1795688**

Organization type (check one):

**Filers of:**

**Section:**

Form 990 or 990-EZ

501(c)( **3** ) (enter number) organization

4947(a)(1) nonexempt charitable trust **not** treated as a private foundation

527 political organization

Form 990-PF

501(c)(3) exempt private foundation

4947(a)(1) nonexempt charitable trust treated as a private foundation

501(c)(3) taxable private foundation

Check if your organization is covered by the **General Rule** or a **Special Rule**.

**Note:** Only a section 501(c)(7), (8), or (10) organization can check boxes for both the General Rule and a Special Rule. See instructions.

**General Rule**

For an organization filing Form 990, 990-EZ, or 990-PF that received, during the year, contributions totaling \$5,000 or more (in money or property) from any one contributor. Complete Parts I and II. See instructions for determining a contributor's total contributions.

**Special Rules**

For an organization described in section 501(c)(3) filing Form 990 or 990-EZ that met the 33 1/3% support test of the regulations under sections 509(a)(1) and 170(b)(1)(A)(vi), that checked Schedule A (Form 990 or 990-EZ), Part II, line 13, 16a, or 16b, and that received from any one contributor, during the year, total contributions of the greater of (1) \$5,000; or (2) 2% of the amount on (i) Form 990, Part VIII, line 1h; or (ii) Form 990-EZ, line 1. Complete Parts I and II.

For an organization described in section 501(c)(7), (8), or (10) filing Form 990 or 990-EZ that received from any one contributor, during the year, total contributions of more than \$1,000 exclusively for religious, charitable, scientific, literary, or educational purposes, or for the prevention of cruelty to children or animals. Complete Parts I (entering "N/A" in column (b) instead of the contributor name and address), II, and III.

For an organization described in section 501(c)(7), (8), or (10) filing Form 990 or 990-EZ that received from any one contributor, during the year, contributions *exclusively* for religious, charitable, etc., purposes, but no such contributions totaled more than \$1,000. If this box is checked, enter here the total contributions that were received during the year for an *exclusively* religious, charitable, etc., purpose. Don't complete any of the parts unless the **General Rule** applies to this organization because it received *nonexclusively* religious, charitable, etc., contributions totaling \$5,000 or more during the year ..... ▶ \$ \_\_\_\_\_

**Caution:** An organization that isn't covered by the General Rule and/or the Special Rules doesn't file Schedule B (Form 990, 990-EZ, or 990-PF), but it **must** answer "No" on Part IV, line 2, of its Form 990; or check the box on line H of its Form 990-EZ or on its Form 990-PF, Part I, line 2, to certify that it doesn't meet the filing requirements of Schedule B (Form 990, 990-EZ, or 990-PF).

Name of organization <b>WORKFORCE RESOURCE, INC.</b>	Employer identification number <b>62-1795688</b>
---	---

**Part I Contributors** (see instructions). Use duplicate copies of Part I if additional space is needed.

(a) No.	(b) Name, address, and ZIP + 4	(c) Total contributions	(d) Type of contribution
1	<p><b>TEXAS WORKFORCE COMMISSION</b></p> <hr/> <p>101 E 15TH STREET</p> <hr/> <p>AUSTIN, TX 787780001</p>	\$ 10,163,355.	<p>Person <input checked="" type="checkbox"/></p> <p>Payroll <input type="checkbox"/></p> <p>Noncash <input type="checkbox"/></p> <p>(Complete Part II for noncash contributions.)</p>
	<hr/> <hr/> <hr/> <hr/>	\$ _____	<p>Person <input type="checkbox"/></p> <p>Payroll <input type="checkbox"/></p> <p>Noncash <input type="checkbox"/></p> <p>(Complete Part II for noncash contributions.)</p>
	<hr/> <hr/> <hr/> <hr/>	\$ _____	<p>Person <input type="checkbox"/></p> <p>Payroll <input type="checkbox"/></p> <p>Noncash <input type="checkbox"/></p> <p>(Complete Part II for noncash contributions.)</p>
	<hr/> <hr/> <hr/> <hr/>	\$ _____	<p>Person <input type="checkbox"/></p> <p>Payroll <input type="checkbox"/></p> <p>Noncash <input type="checkbox"/></p> <p>(Complete Part II for noncash contributions.)</p>
	<hr/> <hr/> <hr/> <hr/>	\$ _____	<p>Person <input type="checkbox"/></p> <p>Payroll <input type="checkbox"/></p> <p>Noncash <input type="checkbox"/></p> <p>(Complete Part II for noncash contributions.)</p>
	<hr/> <hr/> <hr/> <hr/>	\$ _____	<p>Person <input type="checkbox"/></p> <p>Payroll <input type="checkbox"/></p> <p>Noncash <input type="checkbox"/></p> <p>(Complete Part II for noncash contributions.)</p>
	<hr/> <hr/> <hr/> <hr/>	\$ _____	<p>Person <input type="checkbox"/></p> <p>Payroll <input type="checkbox"/></p> <p>Noncash <input type="checkbox"/></p> <p>(Complete Part II for noncash contributions.)</p>

Name of organization <b>WORKFORCE RESOURCE, INC.</b>	Employer identification number <b>62-1795688</b>
---	---

**Part II Noncash Property** (see instructions). Use duplicate copies of Part II if additional space is needed.

(a) No. from Part I	(b) Description of noncash property given	(c) FMV (or estimate) (See instructions.)	(d) Date received
		\$ _____	_____
		\$ _____	_____
		\$ _____	_____
		\$ _____	_____
		\$ _____	_____
		\$ _____	_____
		\$ _____	_____

Name of organization <b>WORKFORCE RESOURCE, INC.</b>	Employer identification number <b>62-1795688</b>
---	---

**Part III** Exclusively religious, charitable, etc., contributions to organizations described in section 501(c)(7), (8), or (10) that total more than \$1,000 for the year from any one contributor. Complete columns (a) through (e) and the following line entry. For organizations completing Part III, enter the total of exclusively religious, charitable, etc., contributions of \$1,000 or less for the year. (Enter this info. once.) ▶ \$ \_\_\_\_\_  
Use duplicate copies of Part III if additional space is needed.

(a) No. from Part I	(b) Purpose of gift	(c) Use of gift	(d) Description of how gift is held
<b>(e) Transfer of gift</b>			
Transferee's name, address, and ZIP + 4		Relationship of transferor to transferee	
(a) No. from Part I	(b) Purpose of gift	(c) Use of gift	(d) Description of how gift is held
<b>(e) Transfer of gift</b>			
Transferee's name, address, and ZIP + 4		Relationship of transferor to transferee	
(a) No. from Part I	(b) Purpose of gift	(c) Use of gift	(d) Description of how gift is held
<b>(e) Transfer of gift</b>			
Transferee's name, address, and ZIP + 4		Relationship of transferor to transferee	
(a) No. from Part I	(b) Purpose of gift	(c) Use of gift	(d) Description of how gift is held
<b>(e) Transfer of gift</b>			
Transferee's name, address, and ZIP + 4		Relationship of transferor to transferee	

**SCHEDULE D**  
(Form 990)

Department of the Treasury  
Internal Revenue Service

**Supplemental Financial Statements**

▶ Complete if the organization answered "Yes" on Form 990, Part IV, line 6, 7, 8, 9, 10, 11a, 11b, 11c, 11d, 11e, 11f, 12a, or 12b.  
▶ Attach to Form 990.

▶ Go to [www.irs.gov/Form990](http://www.irs.gov/Form990) for instructions and the latest information.

OMB No. 1545-0047

**2020**  
Open to Public Inspection

Name of the organization

WORKFORCE RESOURCE, INC.

Employer identification number

62-1795688

**Part I Organizations Maintaining Donor Advised Funds or Other Similar Funds or Accounts.** Complete if the organization answered "Yes" on Form 990, Part IV, line 6.

	(a) Donor advised funds	(b) Funds and other accounts
1 Total number at end of year		
2 Aggregate value of contributions to (during year)		
3 Aggregate value of grants from (during year)		
4 Aggregate value at end of year		
5 Did the organization inform all donors and donor advisors in writing that the assets held in donor advised funds are the organization's property, subject to the organization's exclusive legal control? <input type="checkbox"/> Yes <input type="checkbox"/> No		
6 Did the organization inform all grantees, donors, and donor advisors in writing that grant funds can be used only for charitable purposes and not for the benefit of the donor or donor advisor, or for any other purpose conferring impermissible private benefit? <input type="checkbox"/> Yes <input type="checkbox"/> No		

**Part II Conservation Easements.** Complete if the organization answered "Yes" on Form 990, Part IV, line 7.

1 Purpose(s) of conservation easements held by the organization (check all that apply).

Preservation of land for public use (for example, recreation or education)  Preservation of a historically important land area

Protection of natural habitat  Preservation of a certified historic structure

Preservation of open space

2 Complete lines 2a through 2d if the organization held a qualified conservation contribution in the form of a conservation easement on the last day of the tax year.

	Held at the End of the Tax Year
a Total number of conservation easements	2a
b Total acreage restricted by conservation easements	2b
c Number of conservation easements on a certified historic structure included in (a)	2c
d Number of conservation easements included in (c) acquired after 7/25/06, and not on a historic structure listed in the National Register	2d

3 Number of conservation easements modified, transferred, released, extinguished, or terminated by the organization during the tax year ▶ \_\_\_\_\_

4 Number of states where property subject to conservation easement is located ▶ \_\_\_\_\_

5 Does the organization have a written policy regarding the periodic monitoring, inspection, handling of violations, and enforcement of the conservation easements it holds?  Yes  No

6 Staff and volunteer hours devoted to monitoring, inspecting, handling of violations, and enforcing conservation easements during the year ▶ \_\_\_\_\_

7 Amount of expenses incurred in monitoring, inspecting, handling of violations, and enforcing conservation easements during the year ▶ \$ \_\_\_\_\_

8 Does each conservation easement reported on line 2(d) above satisfy the requirements of section 170(h)(4)(B)(i) and section 170(h)(4)(B)(ii)?  Yes  No

9 In Part XIII, describe how the organization reports conservation easements in its revenue and expense statement and balance sheet, and include, if applicable, the text of the footnote to the organization's financial statements that describes the organization's accounting for conservation easements.

**Part III Organizations Maintaining Collections of Art, Historical Treasures, or Other Similar Assets.**

Complete if the organization answered "Yes" on Form 990, Part IV, line 8.

1a If the organization elected, as permitted under FASB ASC 958, not to report in its revenue statement and balance sheet works of art, historical treasures, or other similar assets held for public exhibition, education, or research in furtherance of public service, provide in Part XIII the text of the footnote to its financial statements that describes these items.

b If the organization elected, as permitted under FASB ASC 958, to report in its revenue statement and balance sheet works of art, historical treasures, or other similar assets held for public exhibition, education, or research in furtherance of public service, provide the following amounts relating to these items:

(i) Revenue included on Form 990, Part VIII, line 1 ▶ \$ \_\_\_\_\_

(ii) Assets included in Form 990, Part X ▶ \$ \_\_\_\_\_

2 If the organization received or held works of art, historical treasures, or other similar assets for financial gain, provide the following amounts required to be reported under FASB ASC 958 relating to these items:

a Revenue included on Form 990, Part VIII, line 1 ▶ \$ \_\_\_\_\_

b Assets included in Form 990, Part X ▶ \$ \_\_\_\_\_

LHA For Paperwork Reduction Act Notice, see the Instructions for Form 990.

Schedule D (Form 990) 2020

**Part III Organizations Maintaining Collections of Art, Historical Treasures, or Other Similar Assets** (continued)

- 3 Using the organization's acquisition, accession, and other records, check any of the following that make significant use of its collection items (check all that apply):
- a  Public exhibition
  - b  Scholarly research
  - c  Preservation for future generations
  - d  Loan or exchange program
  - e  Other \_\_\_\_\_
- 4 Provide a description of the organization's collections and explain how they further the organization's exempt purpose in Part XIII.
- 5 During the year, did the organization solicit or receive donations of art, historical treasures, or other similar assets to be sold to raise funds rather than to be maintained as part of the organization's collection?  Yes  No

**Part IV Escrow and Custodial Arrangements.** Complete if the organization answered "Yes" on Form 990, Part IV, line 9, or reported an amount on Form 990, Part X, line 21.

- 1a Is the organization an agent, trustee, custodian or other intermediary for contributions or other assets not included on Form 990, Part X?  Yes  No
- b If "Yes," explain the arrangement in Part XIII and complete the following table:
- |                                 | Amount |
|---------------------------------|--------|
| c Beginning balance             | 1c     |
| d Additions during the year     | 1d     |
| e Distributions during the year | 1e     |
| f Ending balance                | 1f     |
- 2a Did the organization include an amount on Form 990, Part X, line 21, for escrow or custodial account liability?  Yes  No
- b If "Yes," explain the arrangement in Part XIII. Check here if the explanation has been provided on Part XIII

**Part V Endowment Funds.** Complete if the organization answered "Yes" on Form 990, Part IV, line 10.

	(a) Current year	(b) Prior year	(c) Two years back	(d) Three years back	(e) Four years back
1a Beginning of year balance					
b Contributions					
c Net investment earnings, gains, and losses					
d Grants or scholarships					
e Other expenditures for facilities and programs					
f Administrative expenses					
g End of year balance					

- 2 Provide the estimated percentage of the current year end balance (line 1g, column (a)) held as:
- a Board designated or quasi-endowment  \_\_\_\_\_ %
  - b Permanent endowment  \_\_\_\_\_ %
  - c Term endowment  \_\_\_\_\_ %
- The percentages on lines 2a, 2b, and 2c should equal 100%.
- 3a Are there endowment funds not in the possession of the organization that are held and administered for the organization by:
- |  | Yes    | No |
|--|--------|----|
| (i) Unrelated organizations  | 3a(i)  |    |
| (ii) Related organizations   | 3a(ii) |    |
| b If "Yes" on line 3a(ii), are the related organizations listed as required on Schedule R? | 3b     |    |
- 4 Describe in Part XIII the intended uses of the organization's endowment funds.

**Part VI Land, Buildings, and Equipment.**

Complete if the organization answered "Yes" on Form 990, Part IV, line 11a. See Form 990, Part X, line 10.

Description of property	(a) Cost or other basis (investment)	(b) Cost or other basis (other)	(c) Accumulated depreciation	(d) Book value
1a Land				
b Buildings				
c Leasehold improvements				
d Equipment	231,345.		88,898.	142,447.
e Other				
<b>Total.</b> Add lines 1a through 1e. (Column (d) must equal Form 990, Part X, column (B), line 10c.)				142,447.

**Part VII Investments - Other Securities.**

Complete if the organization answered "Yes" on Form 990, Part IV, line 11b. See Form 990, Part X, line 12.

(a) Description of security or category (including name of security)	(b) Book value	(c) Method of valuation: Cost or end-of-year market value
(1) Financial derivatives .....		
(2) Closely held equity interests .....		
(3) Other .....		
(A) .....		
(B) .....		
(C) .....		
(D) .....		
(E) .....		
(F) .....		
(G) .....		
(H) .....		
<b>Total.</b> (Col. (b) must equal Form 990, Part X, col. (B) line 12.) ▶		

**Part VIII Investments - Program Related.**

Complete if the organization answered "Yes" on Form 990, Part IV, line 11c. See Form 990, Part X, line 13.

(a) Description of investment	(b) Book value	(c) Method of valuation: Cost or end-of-year market value
(1) .....		
(2) .....		
(3) .....		
(4) .....		
(5) .....		
(6) .....		
(7) .....		
(8) .....		
(9) .....		
<b>Total.</b> (Col. (b) must equal Form 990, Part X, col. (B) line 13.) ▶		

**Part IX Other Assets.**

Complete if the organization answered "Yes" on Form 990, Part IV, line 11d. See Form 990, Part X, line 15.

(a) Description	(b) Book value
(1) .....	
(2) .....	
(3) .....	
(4) .....	
(5) .....	
(6) .....	
(7) .....	
(8) .....	
(9) .....	
<b>Total.</b> (Column (b) must equal Form 990, Part X, col. (B) line 15.) ▶	

**Part X Other Liabilities.**

Complete if the organization answered "Yes" on Form 990, Part IV, line 11e or 11f. See Form 990, Part X, line 25.

1. (a) Description of liability	(b) Book value
(1) Federal income taxes	
(2) .....	
(3) .....	
(4) .....	
(5) .....	
(6) .....	
(7) .....	
(8) .....	
(9) .....	
<b>Total.</b> (Column (b) must equal Form 990, Part X, col. (B) line 25.) ▶	

2. Liability for uncertain tax positions. In Part XIII, provide the text of the footnote to the organization's financial statements that reports the organization's liability for uncertain tax positions under FASB ASC 740. Check here if the text of the footnote has been provided in Part XIII

**Part XI Reconciliation of Revenue per Audited Financial Statements With Revenue per Return.**

Complete if the organization answered "Yes" on Form 990, Part IV, line 12a.

<b>1</b>	Total revenue, gains, and other support per audited financial statements		<b>1</b>	10,163,355.
<b>2</b>	Amounts included on line 1 but not on Form 990, Part VIII, line 12:			
<b>a</b>	Net unrealized gains (losses) on investments	<b>2a</b>		
<b>b</b>	Donated services and use of facilities	<b>2b</b>		
<b>c</b>	Recoveries of prior year grants	<b>2c</b>		
<b>d</b>	Other (Describe in Part XIII.)	<b>2d</b>		
<b>e</b>	Add lines <b>2a</b> through <b>2d</b>		<b>2e</b>	0.
<b>3</b>	Subtract line <b>2e</b> from line 1		<b>3</b>	10,163,355.
<b>4</b>	Amounts included on Form 990, Part VIII, line 12, but not on line 1:			
<b>a</b>	Investment expenses not included on Form 990, Part VIII, line 7b	<b>4a</b>		
<b>b</b>	Other (Describe in Part XIII.)	<b>4b</b>		
<b>c</b>	Add lines <b>4a</b> and <b>4b</b>		<b>4c</b>	0.
<b>5</b>	Total revenue. Add lines <b>3</b> and <b>4c</b> . (This must equal Form 990, Part I, line 12.)		<b>5</b>	10,163,355.

**Part XII Reconciliation of Expenses per Audited Financial Statements With Expenses per Return.**

Complete if the organization answered "Yes" on Form 990, Part IV, line 12a.

<b>1</b>	Total expenses and losses per audited financial statements		<b>1</b>	10,049,881.
<b>2</b>	Amounts included on line 1 but not on Form 990, Part IX, line 25:			
<b>a</b>	Donated services and use of facilities	<b>2a</b>		
<b>b</b>	Prior year adjustments	<b>2b</b>		
<b>c</b>	Other losses	<b>2c</b>		
<b>d</b>	Other (Describe in Part XIII.)	<b>2d</b>		
<b>e</b>	Add lines <b>2a</b> through <b>2d</b>		<b>2e</b>	0.
<b>3</b>	Subtract line <b>2e</b> from line 1		<b>3</b>	10,049,881.
<b>4</b>	Amounts included on Form 990, Part IX, line 25, but not on line 1:			
<b>a</b>	Investment expenses not included on Form 990, Part VIII, line 7b	<b>4a</b>		
<b>b</b>	Other (Describe in Part XIII.)	<b>4b</b>		121.
<b>c</b>	Add lines <b>4a</b> and <b>4b</b>		<b>4c</b>	121.
<b>5</b>	Total expenses. Add lines <b>3</b> and <b>4c</b> . (This must equal Form 990, Part I, line 18.)		<b>5</b>	10,050,002.

**Part XIII Supplemental Information.**

Provide the descriptions required for Part II, lines 3, 5, and 9; Part III, lines 1a and 4; Part IV, lines 1b and 2b; Part V, line 4; Part X, line 2; Part XI, lines 2d and 4b; and Part XII, lines 2d and 4b. Also complete this part to provide any additional information.

PART XII, LINE 4B - OTHER ADJUSTMENTS:

MISCELLANEOUS ADJUSTMENT

**SCHEDULE I  
(Form 990)**

Department of the Treasury  
Internal Revenue Service

**Grants and Other Assistance to Organizations,  
Governments, and Individuals in the United States**  
Complete if the organization answered "Yes" on Form 990, Part IV, line 21 or 22.  
▶ Attach to Form 990.  
▶ Go to [www.irs.gov/Form990](http://www.irs.gov/Form990) for the latest information.

OMB No. 1545-0047

**2020**

**Open to Public  
Inspection**

Name of the organization **WORKFORCE RESOURCE, INC.** Employer identification number **62-1795688**

**Part I General Information on Grants and Assistance**

- 1** Does the organization maintain records to substantiate the amount of the grants or assistance, the grantees' eligibility for the grants or assistance, and the selection criteria used to award the grants or assistance?  Yes  No
- 2** Describe in Part IV the organization's procedures for monitoring the use of grant funds in the United States.

**Part II Grants and Other Assistance to Domestic Organizations and Domestic Governments.** Complete if the organization answered "Yes" on Form 990, Part IV, line 21, for any recipient that received more than \$5,000. Part II can be duplicated if additional space is needed.

1 (a) Name and address of organization or government	(b) EIN	(c) IRC section (if applicable)	(d) Amount of cash grant	(e) Amount of non-cash assistance	(f) Method of valuation (book, FMV, appraisal, other)	(g) Description of noncash assistance	(h) Purpose of grant or assistance
ARBOR E&T, LLC DBA RESCARE WORKFORCE SERVICES - 9901 LINN STATION ROAD - LOUISVILLE, KY 40223	61-0875371	501 (C)3	2,281,321.	0.			TO PROVIDE WORKFORCE INVESTMENT AND OTHER FUNDING TO ELIGIBLE PARTICIPANTS IN THE
ROLLING PLAINS MANAGEMENT CORPORATION - 118 N. 1ST STREET - CROWELL, TX 79227	75-6047309	501 (C)3	6,420,314.	0.			TO PROVIDE CHILD CARE ASSISTANCE TO LOW-INCOME FAMILIES IN THE ORGANIZATION'S SERVICE

**2** Enter total number of section 501(c)(3) and government organizations listed in the line 1 table ▶ 2.

**3** Enter total number of other organizations listed in the line 1 table ▶

LHA For Paperwork Reduction Act Notice, see the Instructions for Form 990. Schedule I (Form 990) 2020

**SEE PART IV FOR COLUMN (H) DESCRIPTIONS**

**Part III** **Grants and Other Assistance to Domestic Individuals.** Complete if the organization answered "Yes" on Form 990, Part IV, line 22.  
Part III can be duplicated if additional space is needed.

(a) Type of grant or assistance	(b) Number of recipients	(c) Amount of cash grant	(d) Amount of non-cash assistance	(e) Method of valuation (book, FMV, appraisal, other)	(f) Description of noncash assistance

**Part IV** **Supplemental Information.** Provide the information required in Part I, line 2; Part III, column (b); and any other additional information.

PART I, LINE 2:

THE ORGANIZATION HAS AGENCIES APPLY FOR FUNDING EACH GRANT PERIOD. THE APPLICANTS SUBMIT THEIR QUALIFICATIONS TO ADMINISTER THE GRANTS AS WELL AS CERTIFICATIONS THAT, IF AWARDED THE GRANTS, THEY WILL COMPLY WITH ALL LOCAL, STATE AND FEDERAL LAWS AND REGULATIONS PERTAINING TO THE GRANTS. AFTER THE AWARDS ARE MADE, ORGANIZATION PERSONNEL CONTINUALLY MONITOR GRANTEES THROUGHOUT THE YEAR VIA MONTHLY REPORTS FROM THE GRANTEES AND ON-SITE VISITS. THE ORGANIZATION ALSO RECEIVES UNIFORM GUIDANCE AUDITS FROM GRANTEES AFTER THE AWARD PERIOD TO VERIFY COMPLIANCE.

Part IV Supplemental Information

PART II, LINE 1, COLUMN (H):

NAME OF ORGANIZATION OR GOVERNMENT:

ARBOR E&T, LLC DBA RESCARE WORKFORCE SERVICES

(H) PURPOSE OF GRANT OR ASSISTANCE: TO PROVIDE WORKFORCE INVESTMENT AND OTHER FUNDING TO ELIGIBLE PARTICIPANTS IN THE ORGANIZATION'S SERVICE AREA.

NAME OF ORGANIZATION OR GOVERNMENT: ROLLING PLAINS MANAGEMENT CORPORATION

(H) PURPOSE OF GRANT OR ASSISTANCE: TO PROVIDE CHILD CARE ASSISTANCE TO LOW-INCOME FAMILIES IN THE ORGANIZATION'S SERVICE AREA.

**SCHEDULE O**  
(Form 990 or 990-EZ)

Department of the Treasury  
Internal Revenue Service

**Supplemental Information to Form 990 or 990-EZ**

Complete to provide information for responses to specific questions on  
Form 990 or 990-EZ or to provide any additional information.

▶ Attach to Form 990 or 990-EZ.

▶ Go to [www.irs.gov/Form990](http://www.irs.gov/Form990) for the latest information.

OMB No. 1545-0047

**2020**

Open to Public  
Inspection

Name of the organization

WORKFORCE RESOURCE, INC.

Employer identification number

62-1795688

FORM 990, PART I, DOING BUSINESS AS:

WORKFORCE SOLUTIONS NORTH TEXAS

FORM 990, PART III, LINE 4D, OTHER PROGRAM SERVICES:

THE ORGANIZATION ALSO ADMINISTERS FOOD STAMP E&T, VETERANS,  
WAGNER/PEYSER, TRADE ADJUSTMENT, AND OTHER MISCELLANEOUS GRANTS.

EXPENSES \$ 411,054. INCLUDING GRANTS OF \$ 411,054. REVENUE \$ 0.

FORM 990, PART VI, SECTION B, LINE 11B:

THE 990 IS DISTRIBUTED TO ALL BOARD MEMBERS AT A REGULARLY SCHEDULED  
MEETING FOR REVIEW AND DISCUSSION BEFORE FORMAL APPROVAL.

FORM 990, PART VI, SECTION B, LINE 12C:

ALL BOARD MEMBERS ARE REQUIRED TO DISCLOSE POTENTIAL CONFLICTS OF INTEREST  
ANNUALLY OR AS THEY ARISE DURING THE YEAR.

FORM 990, PART VI, SECTION B, LINE 15A:

MEMBERS OF THE BOARD EXECUTIVE COMMITTEE CONDUCT AN ANNUAL EVALUATION OF  
THE EXECUTIVE DIRECTOR AND CONSIDER ANY CHANGES TO THE EXECUTIVE DIRECTOR'S  
COMPENSATION. A RECOMMENDATION IS MADE TO THE FULL BOARD BY THE EXECUTIVE  
COMMITTEE FOR FORMAL APPROVAL.

FORM 990, PART VI, SECTION C, LINE 19:

THE ORGANIZATION MAKES ITS GOVERNING DOCUMENTS, CONFLICT OF INTEREST POLICY  
AND FINANCIAL STATEMENTS AVAILABLE AT ITS OFFICES DURING NORMAL OPERATING  
HOURS.

# Texas Workforce Commission

A Member of Texas Workforce Solutions

Bryan Daniel, Chairman  
Commissioner Representing  
the Public

Julian Alvarez  
Commissioner Representing  
Labor

Aaron Demerson  
Commissioner Representing  
Employers

Edward Sema  
Executive Director

## Report #22.03.0201

May 9, 2022

**VIA Email: [lisa.mcdaniel@ntxworksolutions.org](mailto:lisa.mcdaniel@ntxworksolutions.org)**

Mrs. Lisa McDaniel, Executive Director  
Workforce Solutions North Texas  
1501 Midwestern Pkwy, Suite 101  
Wichita Falls, Texas 76302

Dear Mrs. McDaniel:

The Texas Workforce Commission Equal Opportunity Compliance Department completed the 2022 monitoring review for Workforce Solutions North Texas. Equal Opportunity monitoring reviews are conducted in accordance with federal and state EO monitoring requirements. EO documentation was submitted by the Board's Equal Opportunity Officer, Ebonie Batts.

After reviewing Ms. Batts's documentation, Workforce Solutions North Texas was found to have centers within the Board's jurisdiction that did not meet physical accessibility requirements under Texas Government Code, Chapter 469. Corrective action plans were submitted by the Board. Workforce Solutions North Texas will be monitored in fiscal year 2023 in accordance with annual EO monitoring requirements.

Thank you again for your cooperation and assistance. Should you have any further questions concerning the review, please contact me at 512-936-3036.

Sincerely,



John Greytok  
State of Texas Equal Opportunity Officer  
Deputy Division Director, Fraud Deterrence and Compliance Monitoring

cc: Kristin Morris, Chair, Workforce Solutions North Texas  
Nicholas Lalpui, Regional Administrator, ETA, USDOL  
M. Frank Stluka, Regional Director, Office of State Systems, ETA, USDOL  
Bryan Daniel, Chairman and Commissioner Representing the Public, TWC  
Julian Alvarez, III, Commissioner Representing Labor, TWC  
Aaron Demerson, Commissioner Representing Employers, TWC  
Edward Serna, Executive Director, TWC  
Courtney Arbour, Director, Workforce Development Division, TWC  
Chuck Ross, Director, Fraud Deterrence and Compliance Monitoring, TWC

101 E. 15th Street • Austin, Texas 78778-0001 • (512) 463-2222 • Relay Texas: 800-735-2989 (TDD) 800-735-2988 (Voice) • [www.twc.texas.gov](http://www.twc.texas.gov)  
Equal Opportunity Employer / Program

Auxiliary aids and services are available upon request to individuals with disabilities



# **NORTEX REGIONAL PLANNING COMMISSION**

## **ANNUAL FINANCIAL REPORT**

**FOR THE YEAR ENDED SEPTEMBER 30, 2021**

# NORTEX REGIONAL PLANNING COMMISSION

## ANNUAL FINANCIAL REPORT

FOR THE YEAR ENDED SEPTEMBER 30, 2021

### TABLE OF CONTENTS

	<u>Exhibit</u>	<u>Page</u>
<b>FINANCIAL SECTION</b>		
Independent Auditor's Report		1
Management's Discussion and Analysis		4
<b>BASIC FINANCIAL STATEMENTS</b>		
Government-wide Financial Statements:		
Statement of Net Position	A-1	10
Statement of Activities	A-2	11
Fund Financial Statements:		
Balance Sheet – Governmental Funds	A-3	13
Reconciliation of the Governmental Funds Balance Sheet to the Statement of Net Position	A-4	15
Statement of Revenues, Expenditures and Changes in Fund Balances – Governmental Funds	A-5	16
Reconciliation of the Statement of Revenues, Expenditures and Changes in Fund Balances of Governmental Funds to the Statement of Activities	A-6	18
Notes to the Financial Statements		19
<b>REQUIRED SUPPLEMENTARY INFORMATION (RSI)</b>		
Schedule of Changes in Net Pension Liability (Asset) and Related Ratios – Texas County and District Retirement System	RSI-1	35
Schedule of Employer Contributions – Texas County and District Retirement System	RSI-2	37
Notes to Required Supplementary Information		38
<b>COMBINING FUND FINANCIAL STATEMENTS:</b>		
Special Revenue Funds:		
Combining Balance Sheet	B-1	39
Combining Statement of Revenues, Expenditures and Changes in Fund Balances	B-2	41
Statements of Revenues and Expenditures:		
Area Agency on Aging Programs	B-3	43
Commission on State Emergency Communications (911)	B-4	45
Department of Health and Human Services	B-5	47
Homeland Security	B-6	51
Texas Department of Transportation	B-7	53

# NORTEX REGIONAL PLANNING COMMISSION

## ANNUAL FINANCIAL REPORT

FOR THE YEAR ENDED SEPTEMBER 30, 2021

### TABLE OF CONTENTS (CONT'D.)

	<u>Exhibit</u>	<u>Page</u>
<b>COMBINING FUND FINANCIAL STATEMENTS (CONT'D.)</b>		
Statements of Revenues and Expenditures (Cont'd.):		
Office of the Governor, Criminal Justice Division	B-8	54
Texas Commission on Environmental Quality	B-9	56
Texas Community Development Program	B-10	57
Economic Development Administration	B-11	58
Department of Housing and Urban Development	B-12	60
Component Unit:		
Statement of Revenues and Expenditures:		
Workforce Solutions North Texas Board	B-13	62
<b>SUPPORTING SCHEDULES</b>		
Schedule of Indirect Costs	C-1	116
Schedule of Released Time and Fringe Benefits	C-2	117
<b>FEDERAL AND STATE FINANCIAL ASSISTANCE SECTION</b>		
Schedule of Expenditures of Federal and State Awards		118
Notes to Schedule of Expenditures of Federal and State Awards		123
Independent Auditor's Report on Internal Control Over Financial Reporting and on Compliance and Other Matters Based on an Audit of Financial Statements Performed in Accordance with <i>Government Auditing Standards</i>		124
Independent Auditor's Report on Compliance for Each Major Program and on Internal Control Over Compliance Required by the Uniform Guidance and the State of Texas Single Audit Circular		126
Schedule of Findings and Questioned Costs		128
Corrective Action Plan		130
Summary Schedule of Prior Audit Findings		131

## ***FINANCIAL SECTION***



# EDGIN, PARKMAN, FLEMING & FLEMING, PC

CERTIFIED PUBLIC ACCOUNTANTS

1401 HOLLIDAY ST., SUITE 216 • P.O. Box 750  
WICHITA FALLS, TEXAS 76307-0750  
PH. (940) 766-5550 • FAX (940) 766-5778

MICHAEL D. EDGIN, CPA  
DAVID L. PARKMAN, CPA  
A. PAUL FLEMING, CPA

## Independent Auditor's Report

Executive Committee  
Nortex Regional Planning Commission  
Wichita Falls, Texas

### **Report on the Financial Statements**

We have audited the accompanying financial statements of the governmental activities, the discretely presented component unit, each major fund, and the aggregate remaining fund information of Nortex Regional Planning Commission as of and for the year ended September 30, 2021, and the related notes to the financial statements, which collectively comprise the Commission's basic financial statements as listed in the table of contents.

### ***Management's Responsibility for the Financial Statements***

Management is responsible for the preparation and fair presentation of these financial statements in accordance with accounting principles generally accepted in the United States of America; this includes the design, implementation, and maintenance of internal control relevant to the preparation and fair presentation of financial statements that are free from material misstatement, whether due to fraud or error.

### ***Auditor's Responsibility***

Our responsibility is to express opinions on these financial statements based on our audit. We conducted our audit in accordance with auditing standards generally accepted in the United States of America and the standards applicable to financial audits contained in *Government Auditing Standards*, issued by the Comptroller General of the United States. Those standards require that we plan and perform the audit to obtain reasonable assurance about whether the financial statements are free from material misstatement.

An audit involves performing procedures to obtain audit evidence about the amounts and disclosures in the financial statements. The procedures selected depend on the auditor's judgment, including the assessment of the risks of material misstatement of the financial statements, whether due to fraud or error. In making those risk assessments, the auditor considers internal control relevant to the entity's preparation and fair presentation of the financial statements in order to design audit procedures that are appropriate in the circumstances, but not for the purpose of expressing an opinion on the effectiveness of the entity's internal control. Accordingly, we express no such opinion. An audit also includes evaluating the appropriateness of accounting policies used and the reasonableness of significant accounting estimates made by management, as well as evaluating the overall presentation of the financial statements.

We believe that the audit evidence we have obtained is sufficient and appropriate to provide a basis for our audit opinions.

## **Opinions**

In our opinion, the financial statements referred to above present fairly, in all material respects, the respective financial position of the governmental activities, the discretely presented component unit, each major fund, and the aggregate remaining fund information of Nortex Regional Planning Commission, as of September 30, 2021, and the respective changes in financial position for the year then ended in accordance with accounting principles generally accepted in the United States of America.

## **Other Matters**

### *Required Supplementary Information*

Accounting principles generally accepted in the United States of America require that the Management's Discussion and Analysis, Schedule of Changes in Net Pension Liability (Asset) and Related Ratios, and the Schedule of Employer Contributions identified as Required Supplementary Information in the table of contents be presented to supplement the basic financial statements. Such information, although not a part of the basic financial statements, is required by the Governmental Accounting Standards Board, who considers it to be an essential part of financial reporting for placing the basic financial statements in an appropriate operational, economic, or historical context. We have applied certain limited procedures to the required supplementary information in accordance with auditing standards generally accepted in the United States of America, which consisted of inquiries of management about the methods of preparing the information and comparing the information for consistency with management's responses to our inquiries, the basic financial statements, and other knowledge we obtained during our audit of the basic financial statements. We do not express an opinion or provide any assurance on the information because the limited procedures do not provide us with sufficient evidence to express an opinion or provide any assurance.

### *Other Information*

Our audit was conducted for the purpose of forming opinions on the financial statements that collectively comprise Nortex Regional Planning Commission's basic financial statements. The combining and individual non-major fund financial statements and supporting schedules are presented for purposes of additional analysis and are not a required part of the basic financial statements. The accompanying schedule of expenditures of federal and state awards is presented for purposes of additional analysis as required by Title 2 U.S. *Code of Federal Regulations* (CFR) Part 200, *Uniform Administrative Requirements, Cost Principles, and Audit Requirements for Federal Awards* and the *State of Texas Single Audit Circular*, and is also not a required part of the financial statements.

The combining and individual non-major fund financial statements, other supporting schedules, and the schedule of expenditures of federal and state awards are the responsibility of management and were derived from and relate directly to the underlying accounting and other records used to prepare the basic financial statements. Such information has been subjected to the auditing procedures applied in the audit of the basic financial statements and certain additional procedures, including comparing and reconciling such information directly to the underlying accounting and other records used to prepare the financial statements or to the financial statements themselves, and other additional procedures in accordance with auditing standards generally accepted in the United States of America. In our opinion, the combining and individual non-major fund financial statements, other supporting schedules, and the schedule of expenditures of federal and state awards are fairly stated in all material respects in relation to the basic financial statements as a whole.

**Other Reporting Required by *Government Auditing Standards***

In accordance with *Government Auditing Standards*, we have also issued our report dated June 10, 2022, on our consideration of Nortex Regional Planning Commission's internal control over financial reporting and on our tests of its compliance with certain provisions of laws, regulations, contracts, and grant agreements and other matters. The purpose of that report is to describe the scope of our testing of internal control over financial reporting and compliance and the results of that testing, and not to provide an opinion on internal control over financial reporting or on compliance. That report is an integral part of an audit performed in accordance with *Government Auditing Standards* in considering Nortex Regional Planning Commission's internal control over financial reporting and compliance.

*Edgin, Parkman, Fleming & Fleming, PC*

EDGIN, PARKMAN, FLEMING & FLEMING, PC

Wichita Falls, Texas  
June 10, 2022



## **MANAGEMENT'S DISCUSSION AND ANALYSIS**

As management of the Nortex Regional Planning Commission (Commission), we offer readers of the Commission's Annual Financial Report this narrative overview and analysis of the Commission's financial performance during the fiscal year ended September 30, 2021. Please read it in conjunction with the Commission's financial statements, which follow this section.

### **FINANCIAL HIGHLIGHTS**

- The assets and deferred outflows of resources of the Commission exceeded its liabilities and deferred inflows of resources at the close of the most recent fiscal year by \$517,457 (net position). Of this amount, \$504,323 is unrestricted net position and may be used to meet the Commission's obligations.
- During the year, the Commission's total net position decreased by \$12,845.
- The governmental funds reported a fund balance this year of \$536,464, which is a decrease of \$17,052 in comparison with the prior year amount.
- At the end of the current fiscal year, the unassigned fund balance for the General Fund was \$470,439.

### **OVERVIEW OF THE FINANCIAL STATEMENTS**

This discussion and analysis is intended to serve as an introduction to the Commission's basic financial statements. The Commission's basic financial statements are comprised of three components: 1) government-wide financial statements, 2) fund financial statements, and 3) notes to the basic financial statements. This report also contains required supplementary information and other supplementary information in addition to the basic financial statements.

#### **Government-wide Statements**

The government-wide statements report information about the Commission as a whole using accounting methods similar to those used by private-sector companies. These statements include not only the Commission itself (known as the primary government), but also a legally separate component unit, Workforce Resource, Inc. dba Workforce Solutions North Texas, a 501(c)(3) nonprofit organization for which the Commission is financially accountable. Financial information for that entity is presented in a separate column in the government-wide financial statements as a discretely presented component unit.

The *statement of net position* presents information on all the Commission's assets and deferred outflows of resources, and liabilities and deferred inflows of resources, with the difference between these reported as net position. Over time, increases or decreases in net position may serve as a useful indicator of whether the Commission's financial position is improving or deteriorating.

The *statement of activities* details how the Commission's net position changed during the most recent fiscal year. All changes in net position are reported as soon as the underlying event giving rise to the change occurs, regardless of the timing of the related cash flows. Therefore, revenues and expenses are reported in this statement for some items that will only result in cash flows in future fiscal periods.

## Fund Financial Statements

The fund financial statements provide more detailed information about the Commission's most significant *funds*—not the Commission as a whole. Funds are accounting devices that the Commission uses to keep track of specific sources of funding and spending for particular purposes with some funds required by State law.

The Commission has the following kinds of funds:

- *Governmental funds*—Most of the Commission funds are included in governmental funds, which focus on (1) how *cash and other financial assets* can readily be converted to cash flow in and out and (2) the balances left at year-end that are available for spending. Consequently, the governmental fund statements provide a detailed *short-term* view that helps you determine whether there are more or fewer financial resources that can be spent in the near future to finance the Commission's programs. Because this information does not encompass the additional long-term focus of the government-wide statements, we provide additional information on the subsequent page that explains the relationship (or differences) between them.

## FINANCIAL ANALYSIS OF THE COMMISSION AS A WHOLE

**Net position.** The Commission's net position was \$517,457 at September 30, 2021. (See Table 1)

**Table 1 - Net Position**

	Governmental Activities			
	2021	2020	Change	% Change
Current and other assets	\$ 2,007,567	\$ 1,764,709	\$ 242,858	14%
Capital assets, net	13,134	17,031	(3,897)	-23%
Total Assets	2,020,701	1,781,740	238,961	13%
Deferred outflows	69,842	36,052	33,790	94%
Current liabilities	1,471,103	1,211,194	259,909	21%
Noncurrent liabilities	89,117	69,136	19,981	29%
Total Liabilities	1,560,220	1,280,330	279,890	22%
Deferred inflows	12,866	7,161	5,705	80%
Net position:				
Net investment in capital assets	13,134	17,031	(3,897)	-23%
Unrestricted	504,323	513,271	(8,948)	-2%
Total Net Position	\$ 517,457	\$ 530,302	\$ (12,845)	-2%

The \$504,323 of unrestricted net position at September 30, 2021, represents resources available to fund the programs of the Commission next year if sufficient resources are not derived from future resources.

**Changes in net position.** The Commission's total revenues, both program and general, were \$5,366,055. A significant portion, 90%, of the Commission's revenue came from operating grants and contributions. (See Table 2.) Charges for services made up 9% with the other categories combined making up 1% of the Commission's total revenues.

**Table 2 - Revenues**

	Governmental Activities			
	2021	Percent	2020	Percent
Charges for services	\$ 507,007	9%	\$ 512,534	11%
Operating grants and contributions	4,827,819	90%	4,145,579	88%
Investment earnings	119	0%	451	0%
Miscellaneous	31,110	1%	44,082	1%
<b>Total Revenues</b>	<b>\$ 5,366,055</b>	<b>100%</b>	<b>\$ 4,702,646</b>	<b>100%</b>

The total cost of all programs was \$5,378,900; 34% of these costs were for the area agency on aging programs, 28% for the emergency communications program, 8% for general government, 8% for health and human services, 7% housing and urban development, and all the other governmental programs each accounting for 4% or less. (See Table 3.)

**Table 3 - Expenses**

	Governmental Activities			
	2021	Percent	2020	Percent
General government	\$ 431,772	8%	\$ 463,664	10%
Area agency on aging	1,826,140	34%	2,043,137	43%
Criminal justice	147,775	3%	84,436	2%
Emergency communications	1,504,367	28%	767,796	16%
Solid waste	77,414	1%	78,636	2%
Homeland security	222,413	4%	342,768	7%
Community development	948	0%	4,694	0%
Economic development	127,373	2%	128,482	3%
Health and human services	417,493	8%	357,632	8%
Housing and urban development	383,570	7%	240,932	5%
Transporation	85,038	2%	29,615	1%
Indirect costs	154,597	3%	165,540	4%
<b>Total Expenses</b>	<b>\$ 5,378,900</b>	<b>100%</b>	<b>\$ 4,707,332</b>	<b>100%</b>

**Governmental Activities**

Table 4 presents the various revenue categories and gross costs of each of the Commission's functional areas for the 2021 year compared to 2020.

**Table 4 - Changes in Net Position**

	Governmental Activities			
	2021	2020	Change	% Change
<b>Revenues:</b>				
Program revenues:				
Charges for services	\$ 507,007	\$ 512,534	\$ (5,527)	-1%
Operating grants and contributions	4,827,819	4,145,579	682,240	16%
General revenues:				
Investment earnings	119	451	(332)	-74%
Miscellaneous	31,110	44,082	(12,972)	-29%
<b>Total revenues</b>	<b>5,366,055</b>	<b>4,702,646</b>	<b>663,409</b>	<b>14%</b>
<b>Expenses</b>				
General government	431,772	463,664	(31,892)	-7%
Area agency on aging	1,826,140	2,043,137	(216,997)	-11%
Criminal justice	147,775	84,436	63,339	75%
Emergency communications	1,504,367	767,796	736,571	96%
Solid waste	77,414	78,636	(1,222)	-2%
Homeland security	222,413	342,768	(120,355)	-35%
Community development	948	4,694	(3,746)	-80%
Economic development	127,373	128,482	(1,109)	-1%
Health and human services	417,493	357,632	59,861	17%
Housing and urban development	383,570	240,932	142,638	59%
Transportation	85,038	29,615	55,423	187%
Indirect costs	154,597	165,540	(10,943)	-7%
<b>Total expenses</b>	<b>5,378,900</b>	<b>4,707,332</b>	<b>671,568</b>	<b>14%</b>
<b>Change in net position</b>	<b>\$ (12,845)</b>	<b>\$ (4,686)</b>	<b>\$ (8,159)</b>	<b>174%</b>

Total revenues increased \$663,409, or 14% compared to the prior year. The largest change was in operating grants and contributions which is completely driven by functional expenses. The most significant changes in functional expenses are explained below.

Area agency on aging decreased \$216,997 mostly due to a decrease in the amount of funding for aging grants from COVID relief funding.

Criminal justice increased \$63,339 mostly because, in 2020, the training grant was not fully utilized due to COVID restrictions on groups of people in rooms.

Emergency communications increased \$736,571 mostly because the Commission replaced call handling equipment with additional grant funding.

Homeland security decreased \$120,355 mostly due to a reduction in the emergency planning grant in the current year.

Housing and urban development increased \$142,638 mostly because the Commission received several Emergency Shelter Grants in the current year.

Table 5 presents the cost of each of the Commission's largest programs as well as each program's net cost (total cost less local contracts and in-kind and operating grants and contributions) for the years 2021 and 2020. The net cost reflects what was funded by local dollars.

**Table 5 - Net Cost of Governmental Programs**

	Direct Expense		Net (Expense) Revenue	
	2021	2020	2021	2020
General government	\$ 431,772	\$ 463,664	\$ 38,644	\$ 14,439
Area agency on aging	1,826,140	2,043,137	(27,528)	(23,945)
Emergency communication	1,504,367	767,796	538	1,190
Homeland security	222,413	342,768	98	740
Health and human services	417,493	357,632	184	778
Housing and urban development	383,570	240,932	(56,206)	(43,146)

**FINANCIAL ANALYSIS OF THE GOVERNMENT'S FUNDS**

**Governmental Funds**

The governmental funds focus is to provide information on near-term inflows, outflows and available resources in the future. In particular, the unassigned fund balance represents available spending at the end of the fiscal year. Such information is useful in assessing the Commission's financing requirements.

The Commission's governmental fund balance at September 30, 2021 was \$536,464 of which \$470,439 was unassigned.

The General Fund's fund balance decreased by \$17,052 in 2021 compared to a decrease of \$6,186 in 2020. General Fund revenues decreased by \$31,211 from the prior year mostly due to decreased regional services. General Fund expenditures decreased by \$20,345. This decrease was mostly due to the net effect of an increase in fringe benefits by \$30,065 due to increased health insurance costs less a decrease in miscellaneous expenditures by \$60,252 due to fewer write-offs of unreimbursed grants compared to the prior year.

Also included in the governmental funds are the special revenue funds. The principal special revenue funds are the Area Agency on Aging Programs Fund and the Commission on State Emergency Communications (CSEC) Fund. These are separately displayed as major funds while the non-major special revenue funds are included in the other governmental funds column for the various other grant programs administered by the Commission. In 2021, \$4,912,648 was expended in the special revenue funds as compared to \$4,218,029 in 2020. The most significant area of increase was in Emergency Communications (\$737,348), while the most significant area of decrease was in Aging (\$-226,514). For the most part, the fund level expenditures closely correlate to the expenses reflected in the government-wide presentation (as described above in Table 4) as there are limited reconciling items. Other operational highlights of the Commission's funds include:

- The Area Agency on Aging Programs, CSEC, Department of Health and Human Services, Housing and Urban Development and Homeland Security Funds accounted for approximately 83% of all special revenue fund revenues and expenditures in 2021.
- The Commission's special revenue funds' fund balances remained at \$0 in 2021 since no programs generated a net income or loss. Nearly all Commission grants accounted for in its special revenue funds are operated on a reimbursement-basis where revenues are earned only as eligible expenditures are incurred.

**General Fund Budgetary Highlights**

The financial plan for the Commission is drafted on a project basis which spans more than one fiscal year. Although the financial plan is reviewed and approved by the Commission's Board, it is not considered a legally adopted budget. Accordingly, budget information is not presented in this report.

## **FINANCIAL ANALYSIS OF DISCRETELY PRESENTED COMPONENT UNIT**

Workforce Resource, Inc. dba Workforce Solutions North Texas experienced a decrease in revenues and expenses of \$409,544 and \$521,053, respectively, in 2021 compared to 2020. Revenues and expenses decreased by approximately 4% and there were changes within the composition of those revenues and expenses by grant. Most of the decrease was due to a decrease in the amount of funding for workforce grants from COVID relief funding. The net position of Workforce Resource, Inc.'s totals \$403,537 of which \$142,447 is reflected in net investment in capital assets with the remaining \$261,090 restricted for grant activities.

## **ECONOMIC FACTORS AND NEXT YEAR'S BUDGET**

A funding level that is distinctive among the nation's planning agencies supports the Commission. Two factors contributing to this stability are mandatory allocation of state and federal funding to a region by the eleven counties and the City of Wichita Falls and prior approval by the Office of the Governor before a county may join or withdraw from the Commission. Membership dues for fiscal year 2022 remain the same at 18 cents per capita for each entity's population and rates for special districts and school districts remain the same at \$100 per year. This should result in consistent membership dues for the Commission in fiscal year 2022.

The Commission strives to fulfill its mission in helping its local governments by securing financial stability via grants for local community projects. As part of this equation, the Commission receives a fee for services rendered thus promoting growth for the Commission itself.

Programs with match requirements from the federal and state government are expected to be consistent in fiscal year 2022 compared to fiscal year 2021.

Anticipated revenues for intergovernmental grants and contracts and associated proposed expenditures is uncertain for 2022 as both the federal and state government are discussing decreases in future years as determined by legislative priorities. However, we believe the Commission's region is an emerging community whose quality of life serves as an excellent foundation for future growth and development through the cooperative capitalization of regional assets. The increase in unemployment and the loss of existing business has strengthened the need for regional planning relating to community and economic development. The regional cooperation that exists in this region only serves to enhance the positive outlook.

The above facts and other indicators that were known when preparing the budget for fiscal year 2021-22 were taken into account. If those estimates are realized, the Commission's General Fund fund balance is not expected to change appreciably by the end of fiscal year 2022.

## **CONTACTING THE COMMISSION'S FINANCIAL MANAGEMENT**

This financial report is designed to provide a general overview of the Commission's finances. Questions concerning any of the information provided in this report, or requests for additional financial information, should be addressed to Dennis Wilde, Executive Director, Nortex Regional Planning Commission, P.O. Box 5144, Wichita Falls, TX 76307.

## ***BASIC FINANCIAL STATEMENTS***

## NORTEX REGIONAL PLANNING COMMISSION

### STATEMENT OF NET POSITION SEPTEMBER 30, 2021

	Primary Government <u>Governmental Activities</u>	Component Unit <u>Workforce Solutions North Texas Board</u>
<b>Assets</b>		
Cash and cash equivalents	\$ 405,971	\$ -
Receivables:		
Due from grantors	970,683	769,779
Due from component unit	508,770	-
Other	56,118	-
Prepaid expenditures	66,025	-
Capital assets, net	13,134	142,447
Total assets	<u>2,020,701</u>	<u>912,226</u>
<b>Deferred Outflows of Resources</b>		
Pension related	<u>69,842</u>	<u>-</u>
<b>Liabilities</b>		
Accounts payable - trade	1,258,638	(81)
Accrued expenses	83,155	-
Unearned grant revenue	129,310	-
Due to primary government	-	508,770
Long-term liabilities:		
Net pension liability	28,539	-
Compensated absences - due within one year	38,164	-
Compensated absences - due in more than one year	22,414	-
Total liabilities	<u>1,560,220</u>	<u>508,689</u>
<b>Deferred Inflows of Resources</b>		
Pension related	<u>12,866</u>	<u>-</u>
<b>Net Position</b>		
Net investment in capital assets	13,134	142,447
Restricted for grant purposes	-	261,090
Unrestricted	504,323	-
Total net position	<u>\$ 517,457</u>	<u>\$ 403,537</u>

*See accompanying notes to the basic financial statements.*

# NORTEX REGIONAL PLANNING COMMISSION

## STATEMENT OF ACTIVITIES FOR THE YEAR ENDED SEPTEMBER 30, 2021

<u>Functions/Programs</u>	<u>Direct Expenses</u>	<u>Indirect Cost Allocation</u>	<u>Expenses After Allocation of Indirect Costs</u>
<b>Primary government:</b>			
Governmental activities:			
General government	\$ 431,772	\$ 36,591	\$ 468,363
Area Agency on Aging	1,826,140	51,497	1,877,637
Criminal justice	147,775	5,926	153,701
Emergency communications	1,504,367	19,400	1,523,767
Solid waste	77,414	3,367	80,781
Homeland security	222,413	7,689	230,102
Community development	948	(457)	491
Economic development	127,373	6,401	133,774
Health and human services	417,493	11,508	429,001
Housing and urban development	383,570	11,269	394,839
Transportation	85,038	1,406	86,444
Indirect costs	154,597	(154,597)	-
Total governmental activities	<u>5,378,900</u>	<u>-</u>	<u>5,378,900</u>
 Total primary government	 <u>\$ 5,378,900</u>	 <u>\$ -</u>	 <u>\$ 5,378,900</u>
<b>Component unit:</b>			
Workforce Solutions North Texas Board	<u>\$ 10,049,881</u>	<u>\$ -</u>	<u>\$ 10,049,881</u>

General revenues:  
     Interest earnings  
     Miscellaneous  
     Total general revenues  
     Change in net position  
 Net position - beginning  
 Net position - ending

*See accompanying notes to the basic financial statements.*

Program Revenues		Net (Expense) Revenue and Changes in Net Position	
Charges for Services	Operating Grants and Contributions	Primary Government Governmental Activities	Component Unit Workforce Solutions North Texas Board
\$ 507,007	\$ -	\$ 38,644	\$ -
-	1,850,109	(27,528)	-
-	153,767	66	-
-	1,524,305	538	-
-	80,816	35	-
-	230,200	98	-
-	491	-	-
-	133,832	58	-
-	429,185	184	-
-	338,633	(56,206)	-
-	86,481	37	-
-	-	-	-
<u>507,007</u>	<u>4,827,819</u>	<u>(44,074)</u>	<u>-</u>
<u>\$ 507,007</u>	<u>\$ 4,827,819</u>	<u>(44,074)</u>	<u>-</u>
<u>\$ -</u>	<u>\$ 10,163,355</u>	<u>-</u>	<u>113,474</u>
		119	-
		31,110	-
		31,229	-
		(12,845)	113,474
		530,302	290,063
		<u>\$ 517,457</u>	<u>\$ 403,537</u>

See accompanying notes to the basic financial statements.

# NORTEX REGIONAL PLANNING COMMISSION

## BALANCE SHEET - GOVERNMENTAL FUNDS SEPTEMBER 30, 2021

	General	Area Agency on Aging Programs	Commission on State Emergency Communications 911
<b>Assets</b>			
Cash and cash equivalents	\$ 405,971	\$ -	\$ -
Receivables:			
Due from grantors	-	382,407	133,096
Due from component unit	508,770	-	-
Other	56,118	-	-
Due from other funds	841,373	-	-
Prepaid assets	66,025	-	-
<b>Total assets</b>	<b>\$ 1,878,257</b>	<b>\$ 382,407</b>	<b>\$ 133,096</b>
 <b>Liabilities and Fund Balances</b>			
Liabilities:			
Accounts payable	\$ 1,258,638	\$ -	\$ -
Accrued expenses	83,155	-	-
Unearned grant revenue	-	-	1,831
Due to other governments	-	-	-
Due to component unit	-	-	-
Due to other funds	-	382,407	131,265
<b>Total liabilities</b>	<b>1,341,793</b>	<b>382,407</b>	<b>133,096</b>
 Fund balances:			
Nonspendable fund balances			
Prepaid items	66,025	-	-
Unassigned	470,439	-	-
<b>Total fund balances</b>	<b>536,464</b>	<b>-</b>	<b>-</b>
<b>Total liabilities and fund balances</b>	<b>\$ 1,878,257</b>	<b>\$ 382,407</b>	<b>\$ 133,096</b>

*See accompanying notes to the basic financial statements.*

Other Governmental Funds	Total Governmental Funds
\$ -	\$ 405,971
455,180	970,683
-	508,770
-	56,118
57,342	898,715
-	66,025
<u>\$ 512,522</u>	<u>\$ 2,906,282</u>

\$ -	\$ 1,258,638
-	83,155
127,479	129,310
-	-
-	-
385,043	898,715
<u>512,522</u>	<u>2,369,818</u>

-	66,025
-	470,439
<u>-</u>	<u>536,464</u>
<u>\$ 512,522</u>	<u>\$ 2,906,282</u>

See accompanying notes to the basic financial statements.

## NORTEX REGIONAL PLANNING COMMISSION

### RECONCILIATION OF THE GOVERNMENTAL FUNDS BALANCE SHEET TO THE STATEMENT OF NET POSITION SEPTEMBER 30, 2021

Total fund balances - governmental funds		\$ 536,464
<p>Amounts reported for <i>governmental activities</i> in the Statement of Net Position are different because:</p> <p>Capital assets used in governmental activities are not financial resources and therefore not reported in the funds. Capital assets at year-end consist of:</p>		
Gross capital assets	\$ 30,541	
Related accumulated depreciation	17,407	13,134
<p>The Commission's net pension liability and related deferred outflows and inflows related to its participation in the Texas County and District Retirement System do not meet criteria to be reported in the governmental funds financial statements. These items consist of:</p>		
Deferred outflows - pension related items	69,842	
Deferred inflows - pension related items	(12,866)	
Net pension liability	(28,539)	28,437
<p>Compensated absences are not due and payable in the current period and, therefore, not reported in the funds.</p>		(60,578)
Total net position - governmental activities		\$ 517,457

*See accompanying notes to the basic financial statements.*

# NORTEX REGIONAL PLANNING COMMISSION

## STATEMENT OF REVENUES, EXPENDITURES AND CHANGES IN FUND BALANCES - GOVERNMENTAL FUNDS FOR THE YEAR ENDED SEPTEMBER 30, 2021

	General	Area Agency on Aging Programs	Commission on State Emergency Communications 911
<b>Revenues</b>			
Intergovernmental grants and contracts	\$ -	\$ 1,850,109	\$ 1,524,305
Fiscal agent fees	167,280	-	-
Membership dues	45,615	-	-
Interest income	-	2	117
Contract carrier	122,665	-	-
Regional services	72,570	-	-
In-kind contributions	-	-	-
Local match	14,167	28,333	-
Miscellaneous	31,110	-	-
Total revenues	<u>453,407</u>	<u>1,878,444</u>	<u>1,524,422</u>
<b>Expenditures</b>			
General government	470,459	-	-
Area agency on aging	-	1,878,444	-
Emergency communications	-	-	1,524,422
Transportation	-	-	-
Health and human services	-	-	-
Criminal justice	-	-	-
Solid waste	-	-	-
Community development	-	-	-
Economic development	-	-	-
Housing and urban development	-	-	-
Homeland security	-	-	-
Total expenditures	<u>470,459</u>	<u>1,878,444</u>	<u>1,524,422</u>
Net change in fund balance	(17,052)	-	-
Fund balances, beginning	<u>553,516</u>	<u>-</u>	<u>-</u>
Fund balances, ending	<u>\$ 536,464</u>	<u>\$ -</u>	<u>\$ -</u>

*See accompanying notes to the basic financial statements.*

Other Governmental Funds	Total Governmental Funds
\$ 1,400,975	\$ 4,775,389
-	167,280
-	45,615
-	119
-	122,665
-	72,570
52,430	52,430
56,377	98,877
-	31,110
<u>1,509,782</u>	<u>5,366,055</u>
-	470,459
-	1,878,444
-	1,524,422
86,481	86,481
429,185	429,185
153,767	153,767
80,816	80,816
491	491
133,832	133,832
395,009	395,009
230,201	230,201
<u>1,509,782</u>	<u>5,383,107</u>
-	(17,052)
<u>-</u>	<u>553,516</u>
<u>\$ -</u>	<u>\$ 536,464</u>

See accompanying notes to the basic financial statements.

## NORTEX REGIONAL PLANNING COMMISSION

### RECONCILIATION OF THE STATEMENT OF REVENUES, EXPENDITURES AND CHANGES IN FUND BALANCES - GOVERNMENTAL FUNDS TO THE STATEMENT OF ACTIVITIES FOR THE YEAR ENDED SEPTEMBER 30, 2021

Net change in fund balances - total governmental funds		\$ (17,052)
Amounts reported for <i>governmental activities</i> in the Statement of Activities are different because:		
Capital outlays are reported in governmental funds as expenditures. However, in the Statement of Activities, the cost of those assets are allocated over their estimated useful lives as depreciation expense. The net difference between the two is as follows:		
Capital outlay during the year	\$ -	
Depreciation expense for the year	3,897	(3,897)
The Commission participates in an agent multiple-employer defined benefit pension plan. Contributions to the plan are expenditures at the fund level when payments are due. At the government-wide level, pension expenses are recognized on an actuarial basis. Payments exceeded the actuarial expenses in the current year.		
		5,791
Changes in accrued compensated absences are not reported as expenditures in the funds, but they are recorded as decreases in long-term liabilities in the Statement of Activities.		
		2,313
Change in net position of governmental activities		\$ (12,845)

*See accompanying notes to the basic financial statements.*

# NORTEX REGIONAL PLANNING COMMISSION

## NOTES TO FINANCIAL STATEMENTS SEPTEMBER 30, 2021

### 1. SUMMARY OF SIGNIFICANT ACCOUNTING POLICIES

The basic financial statements of Nortex Regional Planning Commission (Commission) have been prepared in conformity with accounting principles generally accepted in the United States of America (GAAP) applicable to governmental units. The Governmental Accounting Standards Board is the accepted standard setting body for establishing governmental accounting and financial reporting principles.

#### A. Reporting Entity

Nortex Regional Planning Commission is a regional planning organization. As required by Governmental Accounting Standards Board (GASB) Statement No. 61, *The Financial Reporting Entity: Omnibus - An Amendment to GASB Statements No. 14 and No. 34*, the accompanying financial statements present the Commission and its component unit, an entity for which the Commission is considered to be financially accountable. The component unit of the Commission includes the separately administered agency that is controlled by or dependent on the Commission. Control or dependence is determined on the basis of funding and appointment of the respective governing board. The discretely presented component unit is reported in a separate column in the government-wide financial statements to emphasize that it is legally separate from the Commission.

#### Discretely Presented Component Unit

Workforce Resource, Inc. dba Workforce Solutions North Texas Board (WRI) is a 501(c)(3) nonprofit corporation that provides planning, policy, oversight, evaluation, and program guidance to all programs within the North Texas Workforce Development Area that are funded under the programs encompassed within the scope of the Texas Workforce and Economic Competitiveness Act of 1993 and House Bill 1863 of 1995. WRI is governed by members of the Board of Directors that are appointed, approved, and serve at the discretion of the Chief Elected Officials, who serve as board members of the Commission. The Commission, which serves as the fiscal agent for WRI, is financially accountable for WRI. WRI is reported as a governmental entity and its accounts are maintained on the full accrual basis of accounting. Separate financial statements are not issued for WRI.

#### B. Government-wide and Fund Financial Statements

The government-wide financial statements (i.e., the statement of net position and the statement of activities) report information on all of the nonfiduciary activities of the primary government and its component unit. For the most part, the effect of interfund activity has been removed from these statements. Governmental activities are generally supported by intergovernmental revenues.

The statement of activities demonstrates the degree to which the direct expenses of a given function or segment is offset by program revenue. Indirect expenses such as salaries, office expenses, insurance, and professional fees have been allocated to major functions in order to report a more accurate and complete representation of the costs and services. Direct expenses are those that are clearly identifiable with a specific function or segment. Program revenues include 1) charges to customers or applicants who purchase, use, or directly benefit from

# NORTEX REGIONAL PLANNING COMMISSION

## NOTES TO FINANCIAL STATEMENTS (CONT'D.) SEPTEMBER 30, 2021

### 1. SUMMARY OF SIGNIFICANT ACCOUNTING POLICIES (CONT'D.)

goods, services, or privileges provided by a given function or segment and 2) grants and contributions that are restricted to meeting the operational or capital requirements of a particular function or segment. Other items not properly included among program revenue are reported instead as general revenue.

**Fund Financial Statements:** The fund financial statements provide information about the Commission's funds, with separate statements presented for each fund category. The emphasis of fund financial statements is on major governmental funds, each displayed in a separate column. All remaining governmental funds are aggregated and reported as nonmajor funds.

The Commission reports the following major Governmental Funds:

The *General Fund* is the government's primary operating fund. It accounts for all financial resources of the general government, except those required to be accounted for in another fund.

The *Area Agency on Aging Programs Fund* is used to account for federal and state grants awarded to the Commission by the United States Department of Health and Human Services and the Texas Health and Human Services Commission.

The *Commission on State Emergency Communications (911) Fund* is used to account for state grants awarded to the Commission by the Texas Commission on State Emergency Communications.

#### C. Measurement Focus, Basis of Accounting and Financial Statement Presentation

The government-wide financial statements are reported using the economic resources measurement focus and the accrual basis of accounting. Revenue is recorded when earned and expenses are recorded when a liability is incurred, regardless of the timing of related cash flows. Grants and similar items are recognized as revenue as soon as all eligibility requirements imposed by the provider have been met.

Governmental Fund financial statements are reported using the current financial resources measurement focus and the modified accrual basis of accounting. Revenues are recognized as soon as they are both measurable and available. Resources are considered to be available when they are collectible within the current period or soon enough thereafter to pay liabilities of the current period. For this purpose, the Commission considers revenue to be available if it is collected within 60 days of the end of the current fiscal period.

# NORTEX REGIONAL PLANNING COMMISSION

## NOTES TO FINANCIAL STATEMENTS (CONT'D.) SEPTEMBER 30, 2021

### 1. SUMMARY OF SIGNIFICANT ACCOUNTING POLICIES (CONT'D.)

Expenditures generally are recorded when a liability is incurred, as under accrual accounting. However, debt service expenditures, as well as expenditures related to compensated absences and claims and judgments, are recorded only when payment is due. Expenditure-driven grants are recognized as revenue when the qualifying expenditures have been incurred and all other grant requirements have been met. Grant revenue, state financial assistance, membership dues, and interest are susceptible to accrual. All other revenue items are considered to be measurable and available only when cash is received by the Commission.

When the Commission incurs an expenditure or expense for which both restricted and unrestricted resources may be used, it is the Commission's policy to use restricted resources first, then unrestricted resources.

#### D. Financial Statement Amounts

##### 1. Cash and Cash Equivalents

Cash and cash equivalents are defined as short-term, highly liquid investments that are both readily convertible to known amounts of cash and so near their maturity that they present insignificant risk of changes in interest rates. Cash and cash equivalents in the Commission's financial statements consist entirely of demand deposits and petty cash.

##### 2. Due from Grantors

Due from grantors represents amounts due from federal and state agencies for the various programs administered by the Commission. The balance includes amounts due on programs closed-out and those in progress as of September 30, 2021.

##### 3. Capital Assets

Capital assets are reported in the governmental activities column in the government-wide financial statements. Capital assets are defined by the government as assets with an initial, individual cost of more than \$5,000 and an estimated useful life in excess of one year. Such assets are recorded at historical cost if purchased or at estimated fair market value if donated. The costs of normal maintenance and repairs that do not add to the value of assets or materially extend assets' lives are not capitalized.

Capital assets are depreciated using the straight-line method over useful lives of 7-10 years.

##### 4. Compensated Absences

Accumulated unpaid vacation pay is accrued as vacation time accumulates and is recorded in the accounts of the General Fund. Sick pay is nonvesting and can be accumulated up to a maximum of 90 working days. Sick pay is only recorded as utilized by the employees.

# NORTEX REGIONAL PLANNING COMMISSION

## NOTES TO FINANCIAL STATEMENTS (CONT'D.) SEPTEMBER 30, 2021

### 1. SUMMARY OF SIGNIFICANT ACCOUNTING POLICIES (CONT'D.)

#### 5. Receivable and Payable Balances

The Commission believes that sufficient detail of receivable and payable balances is provided in the financial statements to avoid the obscuring of significant components by aggregation. Therefore, no disclosure is provided which disaggregates those balances.

There are no significant receivables which are not scheduled for collection within one year of year end.

#### 6. Deferred Outflows/Inflows of Resources

In addition to assets, the statement of financial position reports a separate section for deferred outflows of resources. This separate financial statement element represents a consumption of net position that applies to a future period(s) and thus will not be recognized as an outflow of resources (expense) until then. For the year ended September 30, 2021, the Commission reports deferred outflows of resources for amounts related to their defined benefit pension plan.

In addition to liabilities, the statement of financial position reports a separate section for deferred inflows of resources. This separate financial statement element represents an acquisition of net position that applies to a future period(s) and thus will not be recognized as an inflow of resources (revenue) until that time. For the year ended September 30, 2021, the Commission reports deferred inflows of resources for amounts related to their defined benefit pension plan.

#### 7. Interfund Balances

The Commission operates all of its funds from the same cash accounts since maintenance of separate accounts is not mandated by its funding agencies. As a result of this activity, interfund receivables and payables are created between the General Fund and Special Revenue Funds. These balances are included in the governmental funds balance sheet as due from other funds and due to other funds. Any operating transfers between funds are reported on the governmental funds statement of revenues, expenditures, and changes in fund balances, and represent matching funds for grants. On the government-wide financial statements, however, both interfund activities and transfers are eliminated.

Resource flows between the Commission and its discretely presented component unit are reported as external transactions as revenues and expenses. The flows include fiscal agent and accounting fees paid to the Commission by the component unit.

# NORTEX REGIONAL PLANNING COMMISSION

## NOTES TO FINANCIAL STATEMENTS (CONT'D.) SEPTEMBER 30, 2021

### 1. SUMMARY OF SIGNIFICANT ACCOUNTING POLICIES (CONT'D.)

#### 8. Government-wide Net Position

Government-wide net position is divided into the following three components:

- Net investment in capital assets – consists of net position that is capital assets, net less related debt.
- Restricted net position – consists of net position that is restricted by grantors (both federal and state).
- Unrestricted – all other net position is reported in this category.

#### 9. Governmental Fund Balances

In the governmental fund financial statements, fund balances are classified as follows:

- Nonspendable fund balance – represents amounts that cannot be spent because they are either not in spendable form (such as inventory or prepaid insurance) or legally required to remain intact (such as notes receivable or principal of a permanent fund). The Commission has \$66,025 in nonspendable fund balance as of September 30, 2021 relative to prepaid assets.
- Restricted fund balance – represents amounts that are constrained by external parties, constitutional provisions or enabling legislation. All restricted fund balances reported by the Commission as of September 30, 2021, are subject to restrictions imposed by state and federal grantor agencies.
- Committed fund balance – represents amounts that can only be used for a specific purpose because of a formal action by the Commission's Board of Directors. Committed amounts cannot be used for any other purpose unless the Board of Directors removes those constraints by taking the same type of formal action. Committed fund balance amounts differ from restricted balances in that the constraints on their use do not come from outside parties, constitutional provisions, or enabling legislation. The Commission had no committed fund balances as of September 30, 2021.
- Assigned fund balance – represents amounts which the Commission intends to use for a specific purpose, but that do not meet the criteria to be classified as restricted or committed. Intent may be stipulated by the Board of Directors or by the Executive Director to whom the Board delegated authority. The Commission had no assigned fund balance as of September 30, 2021.
- Unassigned fund balance – represents amounts which are unconstrained in that they may be spent for any purpose.

# NORTEX REGIONAL PLANNING COMMISSION

## NOTES TO FINANCIAL STATEMENTS (CONT'D.) SEPTEMBER 30, 2021

### 1. SUMMARY OF SIGNIFICANT ACCOUNTING POLICIES (CONT'D.)

#### 10. Use of Restricted Resources

When an expense is incurred that can be paid using either restricted or unrestricted resources, the Commission's policy is to first apply the expense toward restricted resources and then toward unrestricted resources. In governmental funds, the Commission's policy is to first apply the expenditure toward restricted fund balance and then to other, less restrictive classifications – committed and then assigned fund balance before using unassigned fund balances.

#### 11. Use of Estimates

The preparation of financial statements in conformity with GAAP requires the use of management's estimates. Actual results could differ.

### 2. BUDGETARY ACCOUNTING

The Commission prepares annual operating budgets using the modified accrual basis of accounting, based on expected revenues from the various state and federal grantor agencies. The grants relate to specific programs that contemplate revenues and expenditures over the lives of each program and generally have funding periods different from the budget year. The annual budget, which is approved by the Commission's General Membership, is based on estimates of the portions of the various programs that will be completed during the fiscal year. The budgets are revised periodically, primarily when anticipated grants are ratified by the various funding agencies. Budget discussions, including revisions, are conducted by the Commission's Board of Directors in open meetings. However, as the Commission has no taxing or oversight authority, the budgetary process is not one which culminates in an appropriation bill or an ordinance enacted into law. In this respect, the budget for the Commission is not a "legally adopted budget" and statements of revenues and expenditures – budget and actual have not been included as part of the basic financial statements.

### 3. DEPOSITS

The Commission is authorized by state law to invest the Commission's funds in demand deposits, certificates of deposit or money market funds; obligations of the U.S. government or U.S. government agencies; and obligations of the State or any county, school district, city or other municipality in the State of Texas.

All of the Commission's demand depository accounts are held in local banking institutions under the terms of written depository contracts. At September 30, 2021, the total carrying amount of the Commission's demand and time deposits was \$405,971 while bank balances were \$516,101. The entire amount of the year end bank statement balances was covered by federal depository insurance or by U.S. Government Securities held as collateral by the Commission's agent in the Commission's name.

GASB Statement No. 40 requires a determination as to whether the Commission was exposed to the following specific investment risks at year end and if so, the reporting of certain related disclosures:

# NORTEX REGIONAL PLANNING COMMISSION

## NOTES TO FINANCIAL STATEMENTS (CONT'D.) SEPTEMBER 30, 2021

### 3. DEPOSITS (CONT'D.)

a. Credit Risk

Credit risk is the risk that an issuer or other counterparty to an investment will not fulfill its obligations. The ratings of securities by nationally recognized rating agencies are designed to give an indication of credit risk. At year end, the Commission was not exposed to credit risk.

b. Custodial Credit Risk

Deposits are exposed to custodial credit risk if they are not covered by depository insurance and the deposits are uncollateralized, collateralized with securities held by the pledging financial institution, or collateralized with securities held by the pledging financial institution's trust department or agent but not in the Commission's name.

At year end, the Commission was not exposed to custodial credit risk.

c. Concentration of Credit Risk

This risk is the risk of loss attributed to the magnitude of a government's investment in a single issuer. At year end, the Commission was not exposed to concentration of credit risk.

d. Interest Rate Risk

This is the risk that changes in interest rates will adversely affect the fair value of an investment. At year end, the Commission was not exposed to interest rate risk.

e. Foreign Currency Risk

This is the risk that exchange rates will adversely affect the fair value of an investment. At year end, the Commission was not exposed to foreign currency risk.

### 4. CAPITAL ASSETS

Capital asset activity for the year ended September 30, 2021 is as follows:

Primary Government

	<u>Beginning Balance</u>	<u>Increase</u>	<u>Decrease</u>	<u>Ending Balance</u>
Capital assets being depreciated:				
Equipment	\$30,541	\$ -	\$ -	\$30,541
Less accumulated depreciation for:				
Equipment	<u>13,510</u>	<u>3,897</u>	<u>-</u>	<u>17,407</u>
Governmental activities capital assets, net	<u>\$17,031</u>	<u>(\$ 3,897)</u>	<u>\$ -</u>	<u>\$13,134</u>

# NORTEX REGIONAL PLANNING COMMISSION

## NOTES TO FINANCIAL STATEMENTS (CONT'D.) SEPTEMBER 30, 2021

### 4. CAPITAL ASSETS (CONT'D.)

Depreciation expense of \$3,897 was taken for the year ended September 30, 2021 and was all allocated to the general government function expense category.

Component Unit

	<u>Beginning Balance</u>	<u>Increase</u>	<u>Decrease</u>	<u>Ending Balance</u>
Capital assets being depreciated:				
Equipment	\$231,345	\$ -	\$ -	\$231,345
Less accumulated depreciation for:				
Equipment	<u>63,081</u>	<u>25,817</u>	<u>-</u>	<u>88,898</u>
Workforce Solutions North Texas Board capital assets, net	<u>\$168,264</u>	<u>(\$25,817)</u>	<u>\$ -</u>	<u>\$142,447</u>

### 5. LONG-TERM LIABILITIES

Long-term liability transactions for the year ended September 30, 2021 are summarized as follows:

<u>Primary Government</u>	<u>Beginning Balance</u>	<u>Increase</u>	<u>Decrease</u>	<u>Ending Balance</u>	<u>Due in One Year</u>
Compensated absences	<u>\$66,369</u>	<u>\$60,578</u>	<u>\$66,369</u>	<u>\$60,578</u>	<u>\$38,164</u>

Compensated absences are normally liquidated by the General Fund.

### 6. INTERFUND BALANCES AND ACTIVITIES

A. Interfund receivables and payables at September 30, 2021, consisted of the following:

<u>Due From Fund</u>	<u>Due To Fund</u>	<u>Amount</u>
Area Agency on Aging	General Fund	\$382,407
Other Governmental Funds	General Fund	327,701
Commission on State Emergency Communications	General Fund	131,265
Other Governmental Funds	Other Governmental Funds	<u>57,342</u>
Total		<u>\$898,715</u>

All balances are for short-term interfund loans and are expected to be repaid within one year.

# NORTEX REGIONAL PLANNING COMMISSION

## NOTES TO FINANCIAL STATEMENTS (CONT'D.) SEPTEMBER 30, 2021

### 7. EMPLOYEE RETIREMENT PLAN AND TRUST

The Commission has a 401(k) salary deferral plan held by Rogers Institutional Advisory Corp. which provides participants with retirement benefits. Effective September 30, 2015, the Commission elected to cover their employees with a defined benefit plan through the statewide Texas County and District Retirement System (TCDRS) and froze all future employer contributions to the 401(k) plan. However, employees may elect to continue to make elective contributions.

### 8. DEFINED BENEFIT PENSION PLAN

#### A. Plan Description

The Commission provides retirement, disability, and death benefits for all of its full-time employees through a nontraditional, defined benefit pension plan in the statewide TCDRS. The Board of Trustees of TCDRS is responsible for the administration of the statewide agent multiple-employer public employee retirement system consisting of more than 800 nontraditional defined benefit pension plans. TCDRS in the aggregate issues a comprehensive annual financial report (CAFR) on a calendar year basis that is publicly available at [www.tcdrs.org](http://www.tcdrs.org).

The plan provisions are adopted by the governing body of the Commission, within the options available in the Texas state statutes governing TCDRS (TCDRS Act). Members can retire at ages 60 and above with 8 or more years of service or with 30 years of service regardless of age, or when the sum of their age and years of service equals 75 or more. Members are vested after 8 years of service but must leave their accumulated contributions in the plan to receive any employer-financed benefit. Members who withdraw their personal contributions in a lump sum are not entitled to any amounts contributed by the Commission.

#### B. Benefits Provided

Benefit amounts are determined by the sum of the employee's contributions to the plan, with interest, and the Commission-financed monetary credits. The level of these monetary credits is adopted by the governing body of the Commission within the actuarial constraints imposed by the TCDRS Act so that the resulting benefits can be expected to be adequately financed by the Commission's commitment to contribute. At retirement, death, or disability, the benefit is calculated by converting the sum of the employee's accumulated contributions and the Commission-financed monetary credits to a monthly annuity using annuity purchase rates prescribed by the TCDRS Act.

# NORTEX REGIONAL PLANNING COMMISSION

## NOTES TO FINANCIAL STATEMENTS (CONT'D.) SEPTEMBER 30, 2021

### 8. DEFINED BENEFIT PENSION PLAN (CONT'D.)

#### *Employees Covered by Benefit Terms*

At the December 31, 2020 valuation and measurement date, the following employees were covered by the benefit terms:

Inactive employees or beneficiaries currently receiving benefits	4
Inactive employees entitled to but not yet receiving benefits	13
Active employees	29

#### C. Contributions

The Commission has elected the annually determined contribution rate (ADCR) plan provisions of the TCDRS Act. The plan is funded by monthly contributions from both employee members and the Commission based on the covered payroll of employee members. Under the TCDRS Act, the contribution rate of the employer is actuarially determined annually. The Commission contributed using the actuarially determined rate of 3.61% for the months of the accounting year in 2020, and 3.61% for the months of the accounting year in 2021.

The contribution rate payable by the employee members for calendar year 2020 is the rate of 6% as adopted by the Commission's General Membership Committee. The employee contribution rate and the Commission contribution rate may be changed by the Commission's General Membership Committee within the options available in the TCDRS Act.

#### D. Net Pension Liability

The Commission's Net Pension Liability (NPL) was measured as of December 31, 2020, and the Total Pension Liability used to calculate the Net Pension Liability was determined by an actuarial valuation.

# NORTEX REGIONAL PLANNING COMMISSION

## NOTES TO FINANCIAL STATEMENTS (CONT'D.) SEPTEMBER 30, 2021

### 8. DEFINED BENEFIT PENSION PLAN (CONT'D.)

#### *Actuarial Assumptions*

The actuarial assumptions that determined the total pension liability as of December 31, 2020 were based on the results of an actuarial experience study for the period January 1, 2013 through December 31, 2016, except where required to be different by GASB 68.

Real rate of return	5.00% per year
Inflation	2.50% per year
Long-term investment return	7.50% per year, net of pension plan investments expenses
Growth in membership	0.00% per year
Payroll growth	0.00% per year

Salary increases were based on a service-related table. The mortality rates for active members were based on 90% of the RP-2014 Active Employee Mortality Table for males and 90% of the RP-2014 Active Employee Mortality Table for females, both projected with 110% of the MP-2014 Ultimate scale after 2014. The mortality rate for service retirees, beneficiaries, and non-depositing members was based on 130% of the RP-2014 Healthy Annuitant Mortality Table for males and 110% of the RP-2014 Healthy Annuitant Mortality Table for females, both projected with 110% of the MP-2014 Ultimate scale after 2014. The mortality rates for disabled retirees were 130% of RP-2014 Disabled Annuitant Mortality Table for males and 115% of RP-2014 Disabled Annuitant Mortality Table for females, both projected with 110% of the MP-2014 Ultimate scale after 2014.

The long-term expected rate of return on TCDRS assets is determined by adding expected inflation to expected long-term real returns, and reflecting expected volatility and correlation. The capital market assumptions and information shown below are provided by TCDRS' investment consultant, Cliffwater LLC. The numbers shown below are based on January 2021 information for a 10 year time horizon.

The valuation assumption for long-term expected return is re-assessed a minimum of every four years, and is set based on a 30-year time horizon; the most recent analysis was performed in 2021.

# NORTEX REGIONAL PLANNING COMMISSION

## NOTES TO FINANCIAL STATEMENTS (CONT'D.) SEPTEMBER 30, 2021

### 8. DEFINED BENEFIT PENSION PLAN (CONT'D.)

The target allocation and best estimates of geometric real rates of return for each major asset class are summarized in the following table:

<u>Asset Class</u>	<u>Benchmark</u>	<u>Target Allocation</u> <sup>(1)</sup>	<u>Geometric Real Rate of Return (Expected minus Inflation)</u> <sup>(2)</sup>
US Equities	Dow Jones U.S. Total Stock Market Index	11.50%	4.25%
Global Equities	MSCI World (net) Index	2.50%	4.55%
International Equities – Developed Markets	MSCI World Ex USA (net) Index	5.00%	4.25%
International Equities – Emerging Markets	MSCI Emerging Markets (net) Index	6.00%	4.75%
Investment-Grade Bonds	Bloomberg Barclays U.S. Aggregate Bond Index	3.00%	-0.85%
Strategic Credit	FTSE High-Yield Cash-Pay Capped Index	9.00%	2.11%
Direct Lending	S&P/LSTA Leveraged Loan Index	16.00%	6.70%
Distressed Debt	Cambridge Associates Distressed Securities Index <sup>(3)</sup>	4.00%	5.70%
REIT Equities	67% FTSE NAREIT Equity REITs Index + 33% S&P REIT (net) Index	2.00%	3.45%
Master Limited Partnerships (MLPs)	Alerian MLP Index	2.00%	5.10%
Private Real Estate Partnerships	Cambridge Associates Real Estate Index <sup>(4)</sup>	6.00%	4.90%
Private Equity	Cambridge Associates Global Private Equity & Venture Capital Index <sup>(5)</sup>	25.00%	7.25%
Hedge Funds	Hedge Fund Research, Inc. (HFRI) Fund of Funds Composite Index	6.00%	1.85%
Cash Equivalents	90-Day U.S. Treasury	2.00%	-0.70%

<sup>(1)</sup> Target asset allocation adopted at the March 2021 TCDRS Board Meeting.

<sup>(2)</sup> Geometric real rates of return equal the expected return minus the assumed inflation of 2.00%, per Cliffwater's 2021 capital market assumptions.

<sup>(3)</sup> Includes vintage years 2005 – present of Quarter Pooled Horizon IRRs.

<sup>(4)</sup> Includes vintage years 2007 – present of Quarter Pooled Horizon IRRs.

<sup>(5)</sup> Includes vintage years 2006 – present of Quarter Pooled Horizon IRRs.

# NORTEX REGIONAL PLANNING COMMISSION

## NOTES TO FINANCIAL STATEMENTS (CONT'D.) SEPTEMBER 30, 2021

### 8. DEFINED BENEFIT PENSION PLAN (CONT'D.)

#### *Discount Rate*

The projected fiduciary net position was determined to be sufficient compared to projected benefit payments. Based on that assumption, the pension plan's Fiduciary Net Position was projected to be sufficient to pay projected benefit payments in all future years. Therefore, the discount rate for purposes of calculating the total pension liability and net pension liability of the employer is equal to the long-term assumed rate of return on investments (7.60%).

#### *Changes in Net Pension Liability / (Asset)*

	Increase (Decrease)		
	Total Pension Liability <u>(a)</u>	Fiduciary Net Position <u>(b)</u>	Net Pension Liability / (Asset) <u>(a) - (b)</u>
Balances as of December 31, 2019	\$530,519	\$527,752	\$ 2,767
Changes for the year:			
Service cost	97,699	-	97,699
Interest on total pension liability	50,286	-	50,286
Effect of plan terms	-	-	-
Effect of economic/demographic gains or losses	9,501	-	9,501
Effect of assumptions changes or inputs	35,110	-	35,110
Refund of contributions	( 6,480)	( 6,480)	-
Benefit payments	( 8,618)	( 8,618)	-
Administrative expense	-	( 497)	497
Member contributions	-	68,525	( 68,525)
Net investment income	-	54,714	( 54,714)
Employer contributions	-	41,229	( 41,229)
Other changes	-	<u>2,853</u>	<u>( 2,853)</u>
Balances as of December 31, 2020	<u>\$708,017</u>	<u>\$679,478</u>	<u>\$ 28,539</u>

#### *Sensitivity Analysis*

The following presents the net pension liability (asset) of the Commission, calculated using the discount rate of 7.60%, as well as what the Commission's net pension liability / (asset) would be if it were calculated using a discount rate that is 1 percentage point lower (6.60%) or 1 percentage point higher (8.60%) than the current rate.

# NORTEX REGIONAL PLANNING COMMISSION

## NOTES TO FINANCIAL STATEMENTS (CONT'D.) SEPTEMBER 30, 2021

### 8. DEFINED BENEFIT PENSION PLAN (CONT'D.)

	1% Decrease 6.60%	Current Discount Rate 7.60%	1% Increase 8.60%
Net pension liability / (asset)	\$107,794	\$28,539	(\$39,754)

#### Pension Expense

	January 1, 2020 to December 31, 2020
Service cost	\$97,699
Interest on total pension liability <sup>(1)</sup>	50,286
Effect of plan changes	-
Administrative expenses	497
Member contributions	( 68,525)
Expected investment return net of investment expenses	( 46,600)
Recognition of deferred inflows/outflows of resources:	
Recognition of economic/demographic gains or losses	1,838
Recognition of assumption changes or inputs	7,459
Recognition of investment gains or losses	( 1,475)
Other <sup>(2)</sup>	( 2,853)
Pension expense	\$ 38,326

<sup>(1)</sup> Reflects the change in the liability due to the time value of money. TCDRS does not charge fees or interest.

<sup>(2)</sup> Relates to allocation of system-wide items.

#### Deferred Outflows / Inflows of Resources

As of December 31, 2020, the deferred outflows and inflows of resources are as follows:

	Deferred Outflows of Resources	Deferred Inflows of Resources
Differences between expected and actual experience	\$11,087	\$ 974
Changes of assumption	29,218	-
Net difference between projected and actual earnings	-	11,892
Contributions made subsequent to measurement date	29,537	-
Total	\$69,842	\$12,866

# NORTEX REGIONAL PLANNING COMMISSION

## NOTES TO FINANCIAL STATEMENTS (CONT'D.) SEPTEMBER 30, 2021

### 8. DEFINED BENEFIT PENSION PLAN (CONT'D.)

\$29,537 reported as deferred outflows of resources related to pensions resulting from contributions subsequent to the measurement date will be recognized as a reduction of the net pension liability for the plan year ending December 31, 2021. Other amounts reported as deferred outflows of resources and deferred inflows of resources related to pensions will be recognized in pension expense as follows:

<u>Year Ended December 31:</u>	
2021	\$6,894
2022	9,138
2023	3,232
2024	8,175

### 9. OPERATING LEASES

The Commission leases office space for its administrative offices. The lease payment is \$9,163 per month for a term of 60 months beginning April 1, 2015 and ending March 31, 2020. The lease was extended through March 31, 2025 at the same monthly rate. The lease is cancellable in that the Commission is allowed to terminate or reduce the lease in the event its funding is reduced or eliminated after providing a 60-day written notice. This stipulation is included in all the Commission's lease contracts. During the year ended September 30, 2021, the Commission paid \$109,956 under this lease and incurred lease costs totaling \$115,630 for all its leases, including those for office equipment not governed by long-term contracts.

WRI leases space for its offices. One lease is \$2,300 per month for a term of 29 months beginning January 1, 2020 and ending May 31, 2022. One lease is \$2,885 per month for a term of 60 months beginning September 1, 2018 and ending August 31, 2023. WRI stopped paying this lease due to a dispute over the terms of the lease and is in a lawsuit with the lessor. Two leases are \$6,612 per month for a term of 60 months beginning April 1, 2019 and ending March 31, 2024. WRI stopped paying these leases due to a dispute over the terms of the lease and is in a lawsuit with the lessor. Finally, five leases are month-to-month leases with monthly payments of \$3,255, \$7,805, \$1,500, \$938 and \$1,000. The leases are cancellable in that WRI is allowed to terminate or reduce the lease in the event its funding is reduced or eliminated after providing a 60-day written notice. This stipulation is included in all of the WRI's lease contracts. During the year ended September 30, 2021, WRI incurred lease costs totaling \$201,576 for all its leases.

### 10. COMMITMENTS AND CONTINGENCIES

#### Litigation

On January 30, 2021, WRI was involved in a lawsuit that involved allegations of breach of a commercial lease. The original case was dismissed by the judge and the plaintiff appealed and lost a subsequent appeal, but is exploring other options at this time. At this point, no reasonable estimate of loss can be made.

# NORTEX REGIONAL PLANNING COMMISSION

## NOTES TO FINANCIAL STATEMENTS (CONT'D.) SEPTEMBER 30, 2021

### 10. COMMITMENTS AND CONTINGENCIES (CONT'D.)

#### Federal and State Assisted Programs – Compliance Audits

The Commission and WRI participate in numerous federal and state programs. In connection with these programs, the Commission and WRI are required to comply with specific terms and agreements specific to the individual programs, as well as applicable federal and state laws and regulations. Such compliance is subject to review and audit by the grantors and their representatives. In the opinion of management, the Commission and WRI have materially complied with all applicable federal and state regulations but the possibility of disallowed expenditures still might exist. In the event disallowed costs do exist, they are expected to be immaterial to the affected programs and the financial statements as a whole.

### 11. ECONOMIC DEPENDENCY

Nortex Regional Planning Commission is the recipient of numerous federal and state grant programs. During the year ended September 30, 2021, approximately 89% of the Commission's total revenue was received from federal and state grantor agencies and substantially all of WRI's revenues were received from the Texas Workforce Commission. A substantial reduction or complete loss of these grants could have an adverse material effect on the organizations.

### 12. COVID-19 PANDEMIC

Beginning in December 2019, a novel coronavirus, now designated SAR-CoV2 which causes the disease COVID-19 was declared a global pandemic by the World Health Organization. The symptoms of COVID-19 can range from severe illness and can cause complications including death. On March 13, 2020, the Governor of the State of Texas issued a proclamation certifying that COVID-19 poses an imminent threat of disaster in Texas and declared a state of disaster for all counties in Texas. A state of disaster requires that certain emergency protective measures be taken pursuant to the Texas Disaster Act of 1975 relating to Emergency Management and Public Health, pursuant to Chapter 418 of the Texas Government Code. The federal government has passed several appropriations to address the negative economic impact caused by these restrictions. The Commission and their component unit expended \$179,952 in federal grant awards from these appropriations during the year ended September 30, 2021. The full impact of the COVID-19 pandemic on the national, state, and local economies and, ultimately, the Commission's finances is not known at this time.

***REQUIRED SUPPLEMENTARY INFORMATION***

**NORTEX REGIONAL PLANNING COMMISSION**  
**REQUIRED SUPPLEMENTARY INFORMATION**  
**SCHEDULE OF CHANGES IN NET PENSION LIABILITY (ASSET) AND RELATED RATIOS**  
**TEXAS COUNTY AND DISTRICT RETIREMENT SYSTEM**

	2020	2019	2018
<b>Total Pension Liability</b>			
Service cost	\$ 97,699	\$ 98,205	\$ 106,558
Interest on total pension liability	50,286	39,880	30,279
Effect of plan changes	-	-	-
Effect of plan changes or inputs	35,110	-	-
Effect of economic/demographic (gains) or losses	9,501	5,028	233
Benefit payments/refunds of contributions	(15,099)	(13,202)	(7,285)
Net change in total pension liability	<u>177,497</u>	<u>129,911</u>	<u>129,785</u>
Total pension liability (asset), beginning	530,519	400,608	270,823
Total pension liability (asset), ending (a)	<u>\$ 708,016</u>	<u>\$ 530,519</u>	<u>\$ 400,608</u>
<b>Fiduciary Net Position</b>			
Employer contributions	\$ 41,229	\$ 40,601	\$ 39,133
Member contributions	68,525	71,438	68,855
Investment income net of investment expenses	54,714	59,984	(3,836)
Benefit payments/refunds of contributions	(15,099)	(13,202)	(7,285)
Administrative expenses	(497)	(402)	(294)
Other	2,853	3,458	3,027
Net change in fiduciary net position	<u>151,725</u>	<u>161,877</u>	<u>99,600</u>
Fiduciary net position, beginning	527,752	365,875	266,275
Fiduciary net position, ending (b)	<u>\$ 679,477</u>	<u>\$ 527,752</u>	<u>\$ 365,875</u>
Net pension liability / (asset), ending = (a) - (b)	<u>\$ 28,539</u>	<u>\$ 2,767</u>	<u>\$ 34,733</u>
Fiduciary net position as a % of total pension liability	<u>95.97%</u>	<u>99.48%</u>	<u>91.33%</u>
Pensionable covered payroll	<u>\$ 1,142,088</u>	<u>\$ 1,190,633</u>	<u>\$ 1,147,582</u>
Net pension liability (asset) as a % of covered payroll	<u>2.50%</u>	<u>0.23%</u>	<u>3.03%</u>

This schedule is presented to illustrate the requirement to show information for 10 years. However, the Commission started participation in the program effective October 1, 2015. Therefore, we have shown only years for which the Commission has participated in TCDRS.

<u>2017</u>	<u>2016</u>	<u>2015</u>
\$ 106,652	\$ 118,651	\$ 29,643
20,474	7,165	1,193
-	-	44
2,634	-	362
(367)	(4,895)	(395)
(9,190)	(1,148)	-
120,203	119,773	30,847
150,620	30,847	-
\$ 270,823	\$ 150,620	\$ 30,847
\$ 37,418	\$ 45,994	\$ 12,087
68,448	66,657	17,517
22,817	2,239	(252)
(9,190)	(1,148)	-
(177)	(24)	(11)
1,294	2,607	(1)
120,610	116,325	29,340
145,664	29,340	-
\$ 266,274	\$ 145,665	\$ 29,340
\$ 4,549	\$ 4,955	\$ 1,507
98.32%	96.71%	95.11%
\$ 1,140,807	\$ 1,110,956	\$ 1,167,785
0.40%	0.45%	0.13%

**NORTEX REGIONAL PLANNING COMMISSION**  
**REQUIRED SUPPLEMENTARY INFORMATION**  
**SCHEDULE OF EMPLOYER CONTRIBUTIONS**  
**TEXAS COUNTY AND DISTRICT RETIREMENT SYSTEM**

Year Ending December 31,	Actuarially Determined Contribution (1)	Actual Employer Contribution (1)	Contribution Deficiency (Excess)	Pensionable Covered Payroll (2)	Actual Contribution as a % of Covered Payroll
2015	\$ 12,087	\$ 12,087	\$ -	\$ 291,946	4.1%
2016	\$ 45,994	\$ 45,994	\$ -	\$ 1,110,956	4.1%
2017	\$ 37,418	\$ 37,418	\$ -	\$ 1,140,807	3.3%
2018	\$ 39,133	\$ 39,133	\$ -	\$ 1,147,582	3.4%
2019	\$ 40,601	\$ 40,601	\$ -	\$ 1,190,633	3.4%
2020	\$ 41,229	\$ 41,229	\$ -	\$ 1,142,088	3.6%

(1) TCDRS calculates actuarially determined contributions on a calendar year basis. GASB statement No. 68 indicates the employer should report employer contribution amounts on a fiscal year basis. If additional assistance is needed, please contact TCDRS.

(2) Payroll is calculated based on contributions as reported to TCDRS.

**Valuation Date:**

Actuarially determined contribution rates are calculated as of December 31, two years prior to the end of the fiscal year in which contributions are reported.

This schedule is presented to illustrate the requirement to show information for 10 years. However, the Commission started participation in the program effective October 1, 2015. Therefore, we have shown only years for which the Commission has participated in TCDRS.

# NORTEX REGIONAL PLANNING COMMISSION

## NOTES TO REQUIRED SUPPLEMENTARY INFORMATION YEAR ENDED SEPTEMBER 30, 2021

### A. DEFINED BENEFIT PENSION PLAN

#### *Changes of benefit terms or assumptions*

There were no changes of benefit terms that affected measurement of the total pension liability during the measurement period.

The changes in assumptions that affected the measurement of the total pension liability during the measurement period were as follows:

- The real rate of return decreased from 5.25% per year to 5.00% per year.
- The inflation rate decreased from 2.75% per year to 2.50% per year.
- The rate of return on investments decreased from 8.10% per year to 7.60% per year.

***COMBINING FUND FINANCIAL STATEMENTS***

# NORTEX REGIONAL PLANNING COMMISSION

## COMBINING BALANCE SHEET - ALL SPECIAL REVENUE FUNDS SEPTEMBER 30, 2021

	Major Special Revenue Funds				
	Area Agency on Aging Programs	Commission on State Emergency Communications 911	Department of Health and Human Services	Homeland Security	Texas Department of Transportation
<b>Assets:</b>					
Due from grantors	\$ 382,407	\$ 133,096	\$ 146,017	\$ 32,954	\$ 51,897
Due from other funds	-	-	-	-	-
<b>Total assets</b>	<b>\$ 382,407</b>	<b>\$ 133,096</b>	<b>\$ 146,017</b>	<b>\$ 32,954</b>	<b>\$ 51,897</b>
<b>Liabilities:</b>					
Unearned grant revenue	\$ -	\$ 1,831	\$ -	\$ -	\$ -
Due to other funds	382,407	131,265	146,017	32,954	51,897
<b>Total liabilities</b>	<b>382,407</b>	<b>133,096</b>	<b>146,017</b>	<b>32,954</b>	<b>51,897</b>
<b>Fund balances:</b>					
Restricted for programs	-	-	-	-	-
<b>Total liabilities and fund balances</b>	<b>\$ 382,407</b>	<b>\$ 133,096</b>	<b>\$ 146,017</b>	<b>\$ 32,954</b>	<b>\$ 51,897</b>

Non-Major Special Revenue Funds						
Office of the Governor, Criminal Justice Division	Texas Commission on Environmental Quality (Solid Waste)	Texas Community Development Program	Economic Development Administration	Department of Housing and Urban Development	Total Non-Major Special Revenue Funds	Total Special Revenue Funds
\$ 20,270	\$ (207)	\$ 5,458	\$ 87,436	\$ 111,355	\$ 455,180	\$ 970,683
-	57,342	-	-	-	57,342	57,342
<u>\$ 20,270</u>	<u>\$ 57,135</u>	<u>\$ 5,458</u>	<u>\$ 87,436</u>	<u>\$ 111,355</u>	<u>\$ 512,522</u>	<u>\$ 1,028,025</u>
\$ -	\$ 57,135	\$ -	\$ -	\$ 70,344	\$ 127,479	\$ 129,310
20,270	-	5,458	87,436	41,011	385,043	898,715
<u>20,270</u>	<u>57,135</u>	<u>5,458</u>	<u>87,436</u>	<u>111,355</u>	<u>512,522</u>	<u>1,028,025</u>
-	-	-	-	-	-	-
<u>\$ 20,270</u>	<u>\$ 57,135</u>	<u>\$ 5,458</u>	<u>\$ 87,436</u>	<u>\$ 111,355</u>	<u>\$ 512,522</u>	<u>\$ 1,028,025</u>

# NORTEX REGIONAL PLANNING COMMISSION

## COMBINING STATEMENT OF REVENUES, EXPENDITURES AND CHANGES IN FUND BALANCES - ALL SPECIAL REVENUE FUNDS SEPTEMBER 30, 2021

	Major Special Revenue Funds				
	Area Agency on Aging Programs	Commission on State Emergency Communications 911	Department of Health and Human Services	Homeland Security	Texas Department of Transportation
Revenues:					
Intergovernmental grants and contracts	\$ 1,850,109	\$ 1,524,305	\$ 429,185	\$ 230,201	\$ 86,481
Interest income	2	117	-	-	-
In-kind contributions	-	-	-	-	-
Local match	28,333	-	-	-	-
Total revenues	<u>1,878,444</u>	<u>1,524,422</u>	<u>429,185</u>	<u>230,201</u>	<u>86,481</u>
Expenditures:					
Salaries	304,103	114,563	67,955	45,405	8,300
Fringe benefits	192,582	72,550	43,036	28,754	5,257
Indirect costs	51,497	19,400	11,508	7,688	1,406
Travel	2,770	27,318	-	1,336	-
Telephone	9,693	1,379	3,607	1,083	69
Printing, publications	2,782	19	470	4	2
Office rental	28,317	17,067	8,299	5,717	854
Equipment	2,721	226	-	-	-
Repairs and maintenance	2,825	137,365	4,010	1,485	90
Postage	13,349	1,160	1,035	-	-
Advertising	517	1,037	876	1,788	-
Special supplies	7,194	13,413	7,247	3,770	-
Professional dues/services	6,404	1,121	1,398	25	-
Accounting/audit fees	46,951	19,295	11,636	8,384	1,187
Receptionist pool	32,444	16,037	9,430	6,007	716
Subcontractors	1,015	1,082,472	160	118,755	68,600
Supportive services	1,171,745	-	258,389	-	-
Training costs	685	-	-	-	-
In-kind expenditures	-	-	-	-	-
Miscellaneous	850	-	129	-	-
Total expenditures	<u>1,878,444</u>	<u>1,524,422</u>	<u>429,185</u>	<u>230,201</u>	<u>86,481</u>
Net change in fund balance	-	-	-	-	-
Fund balances, beginning	-	-	-	-	-
Fund balances, ending	<u>\$ -</u>	<u>\$ -</u>	<u>\$ -</u>	<u>\$ -</u>	<u>\$ -</u>

Non-Major Special Revenue Funds

Office of the Governor, Criminal Justice Division	Texas Commission on Environmental Quality (Solid Waste)	Texas Community Development Program	Economic Development Administration	Department of Housing and Urban Development	Total Non-Major Special Revenue Funds	Total Special Revenue Funds
\$ 153,767	\$ 80,816	\$ 491	\$ 89,720	\$ 330,314	\$ 1,400,975	\$ 4,775,389
-	-	-	-	-	-	119
-	-	-	44,112	8,318	52,430	52,430
-	-	-	-	56,377	56,377	84,710
<u>153,767</u>	<u>80,816</u>	<u>491</u>	<u>133,832</u>	<u>395,009</u>	<u>1,509,782</u>	<u>4,912,648</u>
34,989	19,883	2,305	37,801	66,545	283,183	701,849
22,161	12,591	(2,032)	23,939	42,144	175,850	440,982
5,926	3,367	(457)	6,402	11,271	47,111	118,008
544	905	-	1,396	11	4,192	34,280
798	197	23	993	1,765	8,535	19,607
66	1	-	40	421	1,004	3,805
3,144	1,463	158	3,399	7,266	30,300	75,684
-	-	-	-	-	-	2,947
1,738	120	-	2,359	18,353	28,155	168,345
154	-	-	-	320	1,509	16,018
468	-	181	1,298	-	4,611	6,165
5,398	1,916	-	1,773	7,990	28,094	48,701
30	25	-	-	320	1,798	9,323
4,959	2,970	210	5,392	10,293	45,031	111,277
3,647	2,378	103	4,568	8,861	35,710	84,191
30,400	35,000	-	360	-	253,275	1,336,762
-	-	-	-	210,305	468,694	1,640,439
39,345	-	-	-	-	39,345	40,030
-	-	-	44,112	8,318	52,430	52,430
-	-	-	-	826	955	1,805
<u>153,767</u>	<u>80,816</u>	<u>491</u>	<u>133,832</u>	<u>395,009</u>	<u>1,509,782</u>	<u>4,912,648</u>
-	-	-	-	-	-	-
-	-	-	-	-	-	-
<u>\$ -</u>	<u>\$ -</u>	<u>\$ -</u>	<u>\$ -</u>	<u>\$ -</u>	<u>\$ -</u>	<u>\$ -</u>

# NORTEX REGIONAL PLANNING COMMISSION

## STATEMENT OF REVENUES AND EXPENDITURES SPECIAL REVENUE FUNDS AREA AGENCY ON AGING PROGRAMS YEAR ENDED SEPTEMBER 30, 2021

NRPC Grant Number	252	256	257
Grant Title:	Retired and Senior Volunteer Program	Aging Disability Resource Center	Retired and Senior Volunteer Program
Funding Source:	Corporation for National and Community Services	Texas Health and Human Services Commission	Corporation for National and Community Services
Grant Number:	19SRWTX001	HHS000270200008	HHS000871100035
Grant Period:	July 1, 2019 to June 30, 2020	September 1, 2020 to August 31, 2021	September 1, 2020 to August 31, 2021
<b>Revenues:</b>			
Federal	\$ 20,152	\$ 27,109	\$ 12,417
State	-	45,029	-
Interest income	-	-	2
Local match	-	-	-
Total revenues	<u>\$ 20,152</u>	<u>\$ 72,138</u>	<u>\$ 12,419</u>
<b>Expenditures:</b>			
Salaries	\$ 8,122	\$ 28,893	\$ 5,148
Fringe benefits	5,143	18,298	3,260
Indirect costs	1,375	4,893	872
Travel	-	61	-
Telephone	104	1,733	68
Printing, publications	33	82	16
Office rental	966	3,151	665
Equipment	1,905	-	816
Repairs and maintenance	-	365	-
Postage	20	80	27
Advertising	-	-	-
Special supplies	214	1,901	92
Professional dues/services	-	3,460	-
Accounting/audit fees	1,164	4,217	799
Receptionist pool	1,106	2,993	656
Subcontractors	-	-	-
Supportive services	-	1,811	-
Training costs	-	-	-
Miscellaneous	-	200	-
Total expenditures	<u>\$ 20,152</u>	<u>\$ 72,138</u>	<u>\$ 12,419</u>

258 Aging Older Americans Act	259 Retired and Senior Volunteer Program	260 Aging Disability Resource Center	Total Area Agency on Aging Programs
Texas Health and Human Services Commission HHS000874100019	Corporation for National and Community Services 19SRWTX001	Texas Health and Human Services Commission HHS000270200008	
<u>October 1, 2020 to September 30, 2021</u>	<u>September 1, 2021 to August 31, 2022</u>	<u>September 1, 2021 to August 31, 2022</u>	
\$ 1,597,827	\$ 8,355	\$ 2,273	\$ 1,668,133
130,758	-	6,189	181,976
-	-	-	2
28,333	-	-	28,333
<u>\$ 1,756,918</u>	<u>\$ 8,355</u>	<u>\$ 8,462</u>	<u>\$ 1,878,444</u>
\$ 254,165	\$ 3,890	\$ 3,885	\$ 304,103
160,957	2,464	2,460	192,582
43,040	659	658	51,497
2,709	-	-	2,770
7,523	55	210	9,693
2,608	7	36	2,782
22,900	321	314	28,317
-	-	-	2,721
2,460	-	-	2,825
13,215	6	1	13,349
517	-	-	517
4,767	-	220	7,194
2,944	-	-	6,404
39,870	527	374	46,951
26,959	426	304	32,444
1,015	-	-	1,015
1,169,934	-	-	1,171,745
685	-	-	685
650	-	-	850
<u>\$ 1,756,918</u>	<u>\$ 8,355</u>	<u>\$ 8,462</u>	<u>\$ 1,878,444</u>

# NORTEX REGIONAL PLANNING COMMISSION

## STATEMENT OF REVENUES AND EXPENDITURES SPECIAL REVENUE FUNDS COMMISSION ON STATE EMERGENCY COMMUNICATIONS (911) YEAR ENDED SEPTEMBER 30, 2021

NRPC Grant Number	940	941
Grant Title:	911 Planning Grant	911 Planning Grant
Funding Source:	Commission on State Emergency Communications	Commission on State Emergency Communications
Grant Period:	September 1, 2018 to August 31, 2019	September 1, 2019 to August 31, 2020
<b>Revenues:</b>		
911 service fees	\$ 796,468	\$ 147,393
Interest income	-	-
Total revenues	\$ 796,468	\$ 147,393
<b>Expenditures:</b>		
Salaries	\$ -	\$ -
Fringe benefits	-	-
Indirect costs	-	-
Travel	-	-
Telephone	-	-
Printing, publications	-	-
Office rental	-	-
Equipment	-	-
Repairs and maintenance	40,308	92,772
Postage and freight	-	-
Advertising	-	-
Special supplies	-	10,456
Professional dues/services	-	-
Accounting/audit fees	(1,831)	1,831
Receptionist pool	-	-
Subcontractors	757,991	42,334
Total expenditures	\$ 796,468	\$ 147,393

942 911 Planning Grant Commission on State Emergency Communications September 1, 2020 to August 31, 2021	943 911 Planning Grant Commission on State Emergency Communications September 1, 2021 to August 31, 2022	Total Commission on State Emergency Communications (911)
\$ 546,957	\$ 33,487	\$ 1,524,305
117	-	117
<u>\$ 547,074</u>	<u>\$ 33,487</u>	<u>\$ 1,524,422</u>
\$ 105,352	\$ 9,211	\$ 114,563
65,921	6,629	72,550
14,834	4,566	19,400
24,812	2,506	27,318
1,297	82	1,379
17	2	19
15,699	1,368	17,067
226	-	226
3,725	560	137,365
1,160	-	1,160
1,037	-	1,037
2,095	862	13,413
1,121	-	1,121
18,244	1,051	19,295
15,030	1,007	16,037
276,504	5,643	1,082,472
<u>\$ 547,074</u>	<u>\$ 33,487</u>	<u>\$ 1,524,422</u>

# NORTEX REGIONAL PLANNING COMMISSION

## STATEMENT OF REVENUES AND EXPENDITURES SPECIAL REVENUE FUNDS DEPARTMENT OF HEALTH AND HUMAN SERVICES YEAR ENDED SEPTEMBER 30, 2021

NRPC Grant Number	443	444	445
Grant Title:	HIV / AIDS Program State Services	HIV / AIDS Program Ryan White, Part B	HIV / AIDS Program State Services Rebate & Eligibility
Funding Source:	Brazos Valley Council of Governments	Brazos Valley Council of Governments	Brazos Valley Council of Governments
Grant Number:	5609/3-564-02	5608/3-564-06	5608/SR2-564-01
Grant Period:	September 1, 2019 to August 31, 2020	April 1, 2020 to March 31, 2021	April 1, 2020 to March 31, 2021
<b>Revenues:</b>			
Federal	\$ -	\$ 50,975	\$ -
State	255	-	57,734
Other	-	-	-
Total revenues	<u>\$ 255</u>	<u>\$ 50,975</u>	<u>\$ 57,734</u>
<b>Expenditures:</b>			
Salaries	\$ -	\$ 8,594	\$ 11,209
Fringe benefits	-	5,442	7,100
Indirect costs	-	1,455	1,899
Telephone	-	118	303
Printing, publications	-	76	148
Office rental	-	1,297	1,139
Repairs and maintenance	-	430	228
Postage	-	585	18
Advertising	-	-	699
Special supplies	-	-	2,819
Professional dues/services	-	1,060	338
Accounting/audit fees	-	1,239	1,720
Receptionist pool	-	1,224	1,625
Subcontractors	-	-	160
Supportive services	255	29,455	28,329
Miscellaneous	-	-	-
Total expenditures	<u>\$ 255</u>	<u>\$ 50,975</u>	<u>\$ 57,734</u>

468 HIV / AIDS Program HOPWA - CARES	469 HIV / AIDS Program Ryan White, Part B CARES	471 HIV / AIDS Program HOPWA	472 HIV / AIDS Program State Services
Brazos Valley Council of Governments 5607/S-564-02C March 1, 2020 to August 31, 2020	Brazos Valley Council of Governments 5608/3-564-02C April 1, 2020 to March 31, 2021	Brazos Valley Council of Governments 5607/3-564-02 September 1, 2019 to August 31, 2020	Brazos Valley Council of Governments 5609/4-564-02 September 1, 2019 to August 31, 2020
\$ (365)	\$ 15,823	\$ 78,023	\$ -
-	-	-	59,047
-	-	-	-
<u>\$ (365)</u>	<u>\$ 15,823</u>	<u>\$ 78,023</u>	<u>\$ 59,047</u>
\$ -	\$ 5,099	\$ 13,311	\$ 4,279
-	3,230	8,430	2,710
-	864	2,254	725
-	261	1,891	361
-	-	-	-
-	730	1,782	575
-	16	2,052	-
-	-	416	-
-	-	-	-
-	4,180	110	138
-	-	-	-
-	784	2,465	1,030
-	720	1,809	603
-	-	-	-
(365)	(61)	43,503	48,626
-	-	-	-
<u>\$ (365)</u>	<u>\$ 15,823</u>	<u>\$ 78,023</u>	<u>\$ 59,047</u>

# NORTEX REGIONAL PLANNING COMMISSION

## STATEMENT OF REVENUES AND EXPENDITURES SPECIAL REVENUE FUNDS DEPARTMENT OF HEALTH AND HUMAN SERVICES YEAR ENDED SEPTEMBER 30, 2021

NRPC Grant Number	473	474	475
Grant Title:	HIV / AIDS Program Ryan White, Part B	HIV / AIDS Program State Services Rebate & Eligibility	HIV / AIDS Program HOPWA
Funding Source:	Brazos Valley Council of Governments	Brazos Valley Council of Governments	Brazos Valley Council of Governments
Grant Number:	5608/4-564-02	5608/SR3-564-01	5607/4-564-01
Grant Period:	April 1, 2021 to March 31, 2022	April 1, 2021 to March 31, 2022	September 1, 2020 to August 31, 2021
Revenues:			
Federal	\$ 62,926	\$ -	\$ 9,925
State	-	80,387	-
Other	9,256	-	-
Total revenues	<u>\$ 72,182</u>	<u>\$ 80,387</u>	<u>\$ 9,925</u>
Expenditures:			
Salaries	\$ 8,559	\$ 15,401	\$ 878
Fringe benefits	5,421	9,752	555
Indirect costs	1,449	2,608	148
Telephone	319	347	3
Printing, publications	107	139	-
Office rental	1,215	1,561	-
Repairs and maintenance	961	38	-
Postage	13	3	-
Advertising	177	-	-
Special supplies	-	-	-
Professional dues/services	-	-	-
Accounting/audit fees	1,692	2,533	99
Receptionist pool	992	2,288	95
Subcontractors	-	-	-
Supportive services	51,148	45,717	8,147
Miscellaneous	129	-	-
Total expenditures	<u>\$ 72,182</u>	<u>\$ 80,387</u>	<u>\$ 9,925</u>

476  
HIV / AIDS Program  
State Services

Brazos Valley Council of Governments 5609/5-564-02 September 1, 2020 to August 31, 2021	Total Department of Health and Human Services
\$ -	\$ 217,307
5,199	202,622
-	9,256
<u>\$ 5,199</u>	<u>\$ 429,185</u>
\$ 625	\$ 67,955
396	43,036
106	11,508
4	3,607
-	470
-	8,299
285	4,010
-	1,035
-	876
-	7,247
-	1,398
74	11,636
74	9,430
-	160
3,635	258,389
-	129
<u>\$ 5,199</u>	<u>\$ 429,185</u>

# NORTEX REGIONAL PLANNING COMMISSION

## STATEMENT OF REVENUES AND EXPENDITURES SPECIAL REVENUE FUNDS HOMELAND SECURITY YEAR ENDED SEPTEMBER 30, 2021

NRPC Grant Number	836	905	907
Grant Title:	Emergency Planning Grant	Emergency Planning Grant	Emergency Planning Grant
Funding Source:	Texas Department of Public Safety	Texas Department of Public Safety	Texas Department of Public Safety
Grant Number:	DR-4269	2942205	InterLocal
Grant Period:	January 9, 2018 to January 8, 2020	October 1, 2019 to September 30, 2020	September 1, 2020 August 31, 2021
<b>Revenues:</b>			
Federal	\$ (9,463)	\$ 683	\$ -
State	-	-	-
Other	-	-	19,527
Total revenues	<u>\$ (9,463)</u>	<u>\$ 683</u>	<u>\$ 19,527</u>
<b>Expenditures:</b>			
Salaries	\$ (5,573)	\$ -	\$ 7,472
Fringe benefits	(3,529)	-	7,159
Indirect costs	(944)	-	1,611
Travel	-	683	8
Telephone	31	-	96
Printing, publications	-	-	-
Office rental	(176)	-	878
Repairs and maintenance	-	-	195
Advertising	(59)	-	42
Special supplies	-	-	-
Professional dues/services	-	-	25
Accounting/audit fees	787	-	1,129
Receptionist pool	-	-	912
Subcontractors	-	-	-
Total expenditures	<u>\$ (9,463)</u>	<u>\$ 683</u>	<u>\$ 19,527</u>

908 Emergency Planning Grant	909 Emergency Planning Grant	910 Emergency Planning Grant	978 Emergency Planning Grant	979 Emergency Planning Grant	Total Homeland Security
Texas Department of Public Safety 4045901	Texas Department of Public Safety 4358101	Texas Department of Public Safety 2942206	Texas Department of Public Safety InterLocal	Texas Department of Public Safety 2942207	
October 1, 2020 to August 31, 2021	October 1, 2020 to August 31, 2021	October 1, 2020 to September 30, 2021	September 1, 2021 August 31, 2022	October 1, 2021 to September 30, 2022	
\$ -	\$ 4,282	\$ 103,068	\$ -	\$ 17	\$ 98,587
114,858	-	-	-	-	114,858
-	-	-	(2,771)	-	16,756
<u>\$ 114,858</u>	<u>\$ 4,282</u>	<u>\$ 103,068</u>	<u>\$ (2,771)</u>	<u>\$ 17</u>	<u>\$ 230,201</u>
\$ -	\$ -	\$ 43,506	\$ -	\$ -	\$ 45,405
-	-	27,579	(2,455)	-	28,754
-	-	7,360	(339)	-	7,688
-	-	645	-	-	1,336
-	-	939	-	17	1,083
-	-	4	-	-	4
-	-	5,015	-	-	5,717
-	240	955	95	-	1,485
-	-	1,562	243	-	1,788
-	145	3,625	-	-	3,770
-	-	-	-	-	25
-	-	6,646	(178)	-	8,384
-	-	5,232	(137)	-	6,007
114,858	3,897	-	-	-	118,755
<u>\$ 114,858</u>	<u>\$ 4,282</u>	<u>\$ 103,068</u>	<u>\$ (2,771)</u>	<u>\$ 17</u>	<u>\$ 230,201</u>

## NORTEX REGIONAL PLANNING COMMISSION

### STATEMENT OF REVENUES AND EXPENDITURES SPECIAL REVENUE FUNDS TEXAS DEPARTMENT OF TRANSPORTATION YEAR ENDED SEPTEMBER 30, 2021

<b>NRPC Grant Number</b>	88	
Grant Title:	Transportation Section Lead Agency	
Funding Source:	Texas Department of Transportation	
Grant Number:	5YR-RCTP-2020-NRPC-00018	
Grant Period:	September 1, 2020 to February 13, 2022	Total Texas Department of Transportation
Revenues:		
Federal	\$ 86,481	\$ 86,481
Total revenues	<u>\$ 86,481</u>	<u>\$ 86,481</u>
Expenditures:		
Salaries	\$ 8,300	\$ 8,300
Fringe benefits	5,257	5,257
Indirect costs	1,406	1,406
Telephone	69	69
Printing, publications	2	2
Office rental	854	854
Repairs and maintenance	90	90
Accounting/audit fees	1,187	1,187
Receptionist pool	716	716
Subcontractors	68,600	68,600
Total expenditures	<u>\$ 86,481</u>	<u>\$ 86,481</u>

# NORTEX REGIONAL PLANNING COMMISSION

## STATEMENT OF REVENUES AND EXPENDITURES SPECIAL REVENUE FUNDS OFFICE OF THE GOVERNOR, CRIMINAL JUSTICE DIVISION YEAR ENDED SEPTEMBER 30, 2021

NRPC Grant Number	180	182
Grant Title:	Regional Law Enforcement Training Grant	Law Enforcement Planning Grant
Funding Source:	Office of The Governor, Criminal Justice Division	Office of The Governor, Criminal Justice Division
Grant Number:	1427617	INTERLOCAL
Grant Period:	September 1, 2019 to August 31, 2021	September 1, 2020 to August 31, 2021
Revenues:		
State	\$ 92,798	\$ -
Other	-	58,401
Total revenues	<u>\$ 92,798</u>	<u>\$ 58,401</u>
Expenditures:		
Salaries	\$ 11,107	\$ 22,163
Fringe benefits	7,682	15,329
Indirect costs	1,729	3,449
Travel	-	544
Telephone	550	172
Printing, publications	37	29
Office rental	1,135	1,797
Repairs and maintenance	719	999
Postage	-	154
Advertising	55	413
Special supplies	758	4,327
Professional dues/services	-	30
Accounting/audit fees	1,337	3,445
Receptionist pool	1,119	2,375
Subcontractors	30,400	-
Training costs	36,170	3,175
Total expenditures	<u>\$ 92,798</u>	<u>\$ 58,401</u>

183 Regional Law Enforcement Training Grant Office of The Governor, Criminal Justice Division 1427618  September 1, 2021 to August 31, 2023	184 Law Enforcement Planning Grant Office of The Governor, Criminal Justice Division INTERLOCAL  September 1, 2021 to August 31, 2022	Total Office of The Governor, Criminal Justice Division
\$ 1,044	\$ -	\$ 93,842
-	1,524	59,925
<u>\$ 1,044</u>	<u>\$ 1,524</u>	<u>\$ 153,767</u>
\$ 541	\$ 1,178	\$ 34,989
(304)	(546)	22,161
244	504	5,926
-	-	544
62	14	798
-	-	66
67	145	3,144
-	20	1,738
-	-	154
-	-	468
313	-	5,398
-	-	30
56	121	4,959
65	88	3,647
-	-	30,400
-	-	39,345
<u>\$ 1,044</u>	<u>\$ 1,524</u>	<u>\$ 153,767</u>



## NORTEX REGIONAL PLANNING COMMISSION

### STATEMENT OF REVENUES AND EXPENDITURES SPECIAL REVENUE FUNDS TEXAS COMMUNITY DEVELOPMENT PROGRAM YEAR ENDED SEPTEMBER 30, 2021

<b>NRPC Grant Number</b>	026	
Grant Title:	Texas Community Development Program	
Funding Source:	Office of Rural Community Affairs	Total Texas Community Development Program
Grant Number:	C719206	
Grant Period:	September 1, 2020 to August 31, 2021	
<hr/>		
<b>Revenues:</b>		
Federal	\$ 491	\$ 491
<hr/>		
<b>Expenditures:</b>		
Salaries	\$ 2,305	\$ 2,305
Fringe benefits	(2,032)	(2,032)
Indirect costs	(457)	(457)
Telephone	23	23
Office rental	158	158
Advertising	181	181
Accounting/audit fees	210	210
Receptionist pool	103	103
Total expenditures	<u>\$ 491</u>	<u>\$ 491</u>

# NORTEX REGIONAL PLANNING COMMISSION

## STATEMENT OF REVENUES AND EXPENDITURES SPECIAL REVENUE FUNDS ECONOMIC DEVELOPMENT ADMINISTRATION YEAR ENDED SEPTEMBER 30, 2021

NRPC Grant Number	305	306	307
Grant Title:	Economic Planning Grant	Economic Planning Grant	Economic Planning Grant
Funding Source:	Economic Development Administration	Economic Development Administration	Economic Development Administration
Grant Number:	ED18AUS3020011	ED19AUS3030023	ED20AUS3070024
Grant Period:	January 1, 2018 to December 31, 2020	July 1, 2019 to December 31, 2021	July 1, 2020 to June 30, 2022
Revenues:			
Federal	\$ 15,550	\$ 3,188	\$ 51,769
In-kind contributions	-	44,112	-
Total revenues	<u>\$ 15,550</u>	<u>\$ 47,300</u>	<u>\$ 51,769</u>
Expenditures:			
Salaries	\$ 5,202	\$ 1,373	\$ 23,088
Fringe benefits	5,178	870	14,621
Indirect costs	1,165	233	3,910
Travel	225	63	1,053
Telephone	153	43	291
Printing, publications	-	-	-
Office rental	1,246	120	1,715
Repairs and maintenance	1,256	-	-
Advertising	-	-	-
Special supplies	-	-	612
Accounting/audit fees	724	379	3,215
Receptionist pool	401	107	3,264
Subcontractors	-	-	-
In-kind expenditures	-	44,112	-
Total expenditures	<u>\$ 15,550</u>	<u>\$ 47,300</u>	<u>\$ 51,769</u>

308 Economic Planning Grant Economic Development Administration ED21AUS3020007 July 1, 2020 to June 30, 2022	Total Economic Development Administration
\$ 19,213	\$ 89,720
-	44,112
<u>\$ 19,213</u>	<u>\$ 133,832</u>
\$ 8,138	\$ 37,801
3,270	23,939
1,094	6,402
55	1,396
506	993
40	40
318	3,399
1,103	2,359
1,298	1,298
1,161	1,773
1,074	5,392
796	4,568
360	360
-	44,112
<u>\$ 19,213</u>	<u>\$ 133,832</u>

# NORTEX REGIONAL PLANNING COMMISSION

## STATEMENT OF REVENUES AND EXPENDITURES SPECIAL REVENUE FUNDS DEPARTMENT OF HOUSING AND URBAN DEVELOPMENT YEAR ENDED SEPTEMBER 30, 2021

NRPC Grant Number	105	106	107
Grant Title:	My Walls	My Walls	ESG
Funding Source:	Base Grant	CoC Planning	CARES Act I
Grant Number:	Department of Housing and Urban Development	Department of Housing and Urban Development	Department of Housing and Urban Development
Grant Period:	TX0331L6T241806	TX0536L6T241800	43206240061
	January 1, 2020 to December 31, 2020	January 1, 2020 to December 31, 2020	July 23, 2020 to July 31, 2021
Revenues:			
Federal	\$ 9,468	\$ 405	\$ 62,096
Local match	33,681	-	-
In-kind contributions	2,206	-	-
Total revenues	<u>\$ 45,355</u>	<u>\$ 405</u>	<u>\$ 62,096</u>
Expenditures:			
Salaries	\$ 10,411	\$ -	\$ 12,573
Fringe benefits	7,201	-	8,695
Indirect costs	2,023	-	1,957
Travel	-	-	-
Telephone	317	-	519
Printing, publications	102	-	119
Office rental	986	-	1,561
Repairs and maintenance	-	-	2,313
Postage	25	-	6
Special supplies	-	382	5,131
Professional dues/services	-	-	-
Accounting/audit fees	1,291	23	1,943
Receptionist pool	1,261	-	1,869
Supportive services	19,532	-	25,410
In-kind expenditures	2,206	-	-
Miscellaneous expenditures	-	-	-
Total expenditures	<u>\$ 45,355</u>	<u>\$ 405</u>	<u>\$ 62,096</u>

108 My Walls Base Grant Department of Housing and Urban Development TX0331L6T241806 January 1, 2021 to December 31, 2021	109 ESG Regular Grant Department of Housing and Urban Development 42206240042 November 1, 2020 to October 31, 2021	110 ESG CARES Act II Department of Housing and Urban Development 44206240044 January 14, 2021 to March 31, 2022	Total Department of Housing and Urban Development
\$ 132,912 22,696 6,112	\$ 74,805 - -	\$ 50,628 - -	\$ 330,314 56,377 8,318
<u>\$ 161,720</u>	<u>\$ 74,805</u>	<u>\$ 50,628</u>	<u>\$ 395,009</u>
\$ 25,186 15,343 4,006 11 685 180 2,698 838 258 1,648 - 4,091 3,268 97,396 6,112 -	\$ 10,709 6,783 1,814 - 142 20 1,015 37 31 - - 1,636 1,405 51,213 - -	\$ 7,666 4,122 1,471 - 102 - 1,006 15,165 - 829 320 1,309 1,058 16,754 - 826	\$ 66,545 42,144 11,271 11 1,765 421 7,266 18,353 320 7,990 320 10,293 8,861 210,305 8,318 826
<u>\$ 161,720</u>	<u>\$ 74,805</u>	<u>\$ 50,628</u>	<u>\$ 395,009</u>

**NORTEX REGIONAL PLANNING COMMISSION**

**STATEMENT OF REVENUES AND EXPENDITURES  
 COMPONENT UNIT  
 WORKFORCE SOLUTIONS NORTH TEXAS BOARD  
 YEAR ENDED SEPTEMBER 30, 2021**

<b>NRPC Grant Number</b>	<b>840</b>
Contract Number - 0318WOD000	
Contract Name - Workforce - Dislocated Worker	
Contract Period - July 1, 2018 to June 30, 2020	
Revenues:	
Federal	\$ (150)
State	-
Other	-
	<hr/>
Total revenues	<u><u>\$ (150)</u></u>
Expenditures:	
Management fee	\$ -
Travel	-
Board travel	-
Telephone	-
Office rental	(150)
Equipment	-
Repairs and maintenance	-
Postage	-
Advertising	-
Special supplies	-
Professional dues/services	-
Personnel cost - LWFB	-
Accounting/audit fees	-
Subcontractors	-
Training costs	-
Miscellaneous	-
	<hr/>
Total expenditures	<u><u>\$ (150)</u></u>

	September 30,			
	<u>2019</u>	<u>2020</u>	<u>2021</u>	<u>Cumulative</u>
Cost categories:				
Administration	\$ 55,011	\$ 4,131	\$ (150)	\$ 58,992
Program services	243,511	295,623	-	539,134
	<hr/>	<hr/>	<hr/>	<hr/>
	<u><u>\$ 298,522</u></u>	<u><u>\$ 299,754</u></u>	<u><u>\$ (150)</u></u>	<u><u>\$ 598,126</u></u>

## NORTEX REGIONAL PLANNING COMMISSION

### STATEMENT OF REVENUES AND EXPENDITURES COMPONENT UNIT WORKFORCE SOLUTIONS NORTH TEXAS BOARD YEAR ENDED SEPTEMBER 30, 2021

<b>NRPC Grant Number</b>	<b>848</b>
Contract Number - 0319TAF000	
Contract Name - Workforce TANF	
Contract Period - October 1, 2018 to October 31, 2019	

<b>Revenues:</b>	
Federal	\$ 7,168
State	964
Other	-
	-
<b>Total revenues</b>	<b>\$ 8,132</b>

<b>Expenditures:</b>	
Management fee	\$ -
Travel	-
Board travel	-
Telephone	-
Office rental	-
Equipment	-
Repairs and maintenance	-
Postage	-
Advertising	-
Special supplies	-
Professional dues/services	-
Personnel cost - LWFB	-
Accounting/audit fees	-
Subcontractors	8,132
Training costs	-
Miscellaneous	-
	-
<b>Total expenditures</b>	<b>\$ 8,132</b>

Cost categories:	September 30,			Cumulative
	2019	2020	2021	
Administration	\$ 89,216	\$ 7,255	\$ -	\$ 96,471
Program services	762,529	113,508	8,132	884,169
	<b>\$ 851,745</b>	<b>\$ 120,763</b>	<b>\$ 8,132</b>	<b>\$ 980,640</b>

## NORTEX REGIONAL PLANNING COMMISSION

### STATEMENT OF REVENUES AND EXPENDITURES COMPONENT UNIT WORKFORCE SOLUTIONS NORTH TEXAS BOARD YEAR ENDED SEPTEMBER 30, 2021

<b>NRPC Grant Number</b>	<b>851</b>
Contract Number - 0319WCI000	
Contract Name - Workforce WCI	
Contract Period - October 1, 2018 to September 30, 2019	
Revenues:	
Federal	\$ 4,130
State	-
Other	-
	-
Total revenues	\$ 4,130
Expenditures:	
Management fee	\$ -
Travel	-
Board travel	-
Telephone	-
Office rental	-
Equipment	-
Repairs and maintenance	-
Postage	-
Advertising	-
Special supplies	-
Professional dues/services	-
Personnel cost - LWFB	-
Accounting/audit fees	-
Subcontractors	4,130
Training costs	-
Miscellaneous	-
	-
Total expenditures	\$ 4,130

	September 30,			Cumulative
	2019	2020	2021	
Cost categories:				
Administration	\$ -	\$ -	\$ -	\$ -
Program services	59,087	84,041	4,130	147,258
	\$ 59,087	\$ 84,041	\$ 4,130	\$ 147,258

**NORTEX REGIONAL PLANNING COMMISSION**

**STATEMENT OF REVENUES AND EXPENDITURES  
COMPONENT UNIT  
WORKFORCE SOLUTIONS NORTH TEXAS BOARD  
YEAR ENDED SEPTEMBER 30, 2021**

<b>NRPC Grant Number</b>	<b>858</b>
Contract Number - 0319WAF001	
Contract Name - Workforce WAF	
Contract Period - July 15, 2019 to August 31, 2020	
Revenues:	
Federal	\$ 102,687
State	-
Other	-
	<hr/>
Total revenues	<u><u>\$ 102,687</u></u>
Expenditures:	
Management fee	\$ 288
Travel	-
Board travel	-
Telephone	-
Office rental	-
Equipment	-
Repairs and maintenance	-
Postage	-
Advertising	-
Special supplies	835
Professional dues/services	1,260
Personnel cost - LWFB	8,207
Accounting/audit fees	-
Subcontractors	92,097
Training costs	-
Miscellaneous	-
	<hr/>
Total expenditures	<u><u>\$ 102,687</u></u>

Cost categories:	September 30,			Cumulative
	2019	2020	2021	
Administration	\$ 150	\$ 6,532	\$ 9,740	\$ 16,422
Program services	-	63,336	92,947	156,283
	<hr/>	<hr/>	<hr/>	<hr/>
	<u><u>\$ 150</u></u>	<u><u>\$ 69,868</u></u>	<u><u>\$ 102,687</u></u>	<u><u>\$ 172,705</u></u>

**NORTEX REGIONAL PLANNING COMMISSION**

**STATEMENT OF REVENUES AND EXPENDITURES  
COMPONENT UNIT  
WORKFORCE SOLUTIONS NORTH TEXAS BOARD  
YEAR ENDED SEPTEMBER 30, 2021**

<b>NRPC Grant Number</b>	<b>859</b>
Contract Number - 0319WOA001	
Contract Name - Workforce - Adult	
Contract Period - July 1, 2019 to June 30, 2021	
Revenues:	
Federal	\$ 149,644
State	-
Other	-
	<hr/>
Total revenues	<u><u>\$ 149,644</u></u>
Expenditures:	
Management fee	\$ 586
Travel	(902)
Board travel	-
Telephone	8,085
Office rental	955
Equipment	3,767
Repairs and maintenance	643
Postage	-
Advertising	-
Special supplies	118
Professional dues/services	2,687
Personnel cost - LWFB	30,939
Accounting/audit fees	-
Subcontractors	102,251
Training costs	15
Miscellaneous	500
	<hr/>
Total expenditures	<u><u>\$ 149,644</u></u>

Cost categories:	September 30,			Cumulative
	2019	2020	2021	
Administration	\$ 1,726	\$ 20,277	\$ 12,288	\$ 34,291
Program services	-	179,906	137,356	317,262
	<hr/>	<hr/>	<hr/>	<hr/>
	<u><u>\$ 1,726</u></u>	<u><u>\$ 200,183</u></u>	<u><u>\$ 149,644</u></u>	<u><u>\$ 351,553</u></u>

## NORTEX REGIONAL PLANNING COMMISSION

### STATEMENT OF REVENUES AND EXPENDITURES COMPONENT UNIT WORKFORCE SOLUTIONS NORTH TEXAS BOARD YEAR ENDED SEPTEMBER 30, 2021

<b>NRPC Grant Number</b>	<b>860</b>
Contract Number - 0319WOD001	
Contract Name - Workforce - Dislocated Worker	
Contract Period - July 1, 2019 to June 30, 2021	
Revenues:	
Federal	\$ 340,201
State	-
Other	-
	-
Total revenues	\$ 340,201
Expenditures:	
Management fee	\$ 910
Travel	-
Board travel	415
Telephone	2,780
Office rental	15,891
Equipment	(149)
Repairs and maintenance	1,384
Postage	2
Advertising	-
Special supplies	2,361
Professional dues/services	3,475
Personnel cost - LWFB	40,489
Accounting/audit fees	-
Subcontractors	271,708
Training costs	38
Miscellaneous	897
	897
Total expenditures	\$ 340,201

	September 30,			Cumulative
	2019	2020	2021	
Cost categories:				
Administration	\$ 11,651	\$ 34,426	\$ 7,743	\$ 53,820
Program services	-	159,995	332,458	492,453
	\$ 11,651	\$ 194,421	\$ 340,201	\$ 546,273

**NORTEX REGIONAL PLANNING COMMISSION**

**STATEMENT OF REVENUES AND EXPENDITURES  
COMPONENT UNIT  
WORKFORCE SOLUTIONS NORTH TEXAS BOARD  
YEAR ENDED SEPTEMBER 30, 2021**

<b>NRPC Grant Number</b>	<b>861</b>
Contract Number - 0319WOY001	
Contract Name - WIOA - Youth	
Contract Period - July 1, 2019 to June 30, 2021	
Revenues:	
Federal	\$ 227,302
State	-
Other	-
	<hr/>
Total revenues	<u><u>\$ 227,302</u></u>
Expenditures:	
Management fee	\$ 578
Travel	-
Board travel	-
Telephone	306
Office rental	1,435
Equipment	-
Repairs and maintenance	1,547
Postage	-
Advertising	-
Special supplies	58
Professional dues/services	2,562
Personnel cost - LWFB	26,033
Accounting/audit fees	-
Subcontractors	194,419
Training costs	-
Miscellaneous	364
	<hr/>
Total expenditures	<u><u>\$ 227,302</u></u>

Cost categories:	September 30,			Cumulative
	2019	2020	2021	
Administration	\$ 2,820	\$ 21,159	\$ 10,708	\$ 34,687
Program services	-	95,587	216,594	312,181
	<hr/>	<hr/>	<hr/>	<hr/>
	<u><u>\$ 2,820</u></u>	<u><u>\$ 116,746</u></u>	<u><u>\$ 227,302</u></u>	<u><u>\$ 346,868</u></u>

## NORTEX REGIONAL PLANNING COMMISSION

### STATEMENT OF REVENUES AND EXPENDITURES COMPONENT UNIT WORKFORCE SOLUTIONS NORTH TEXAS BOARD YEAR ENDED SEPTEMBER 30, 2021

<b>NRPC Grant Number</b>	<b>862</b>
Contract Number - 0320CCP001	
Contract Name - Child Care - DFPS	
Contract Period - September 1, 2019 to August 31, 2022	
Revenues:	
Federal	\$ -
State	3,707
Other	-
	<hr/>
Total revenues	<u><u>\$ 3,707</u></u>
Expenditures:	
Management fee	\$ 929
Travel	-
Board travel	-
Telephone	-
Office rental	-
Equipment	-
Repairs and maintenance	-
Postage	-
Advertising	-
Special supplies	-
Professional dues/services	346
Personnel cost - LWFB	4,088
Accounting/audit fees	(1,656)
Subcontractors	-
Training costs	-
Miscellaneous	-
	<hr/>
Total expenditures	<u><u>\$ 3,707</u></u>

	September 30,			Cumulative
	2019	2020	2021	
Cost categories:				
Administration	\$ -	\$ 21,674	\$ 3,707	\$ 25,381
Program services	39,795	467,834	-	507,629
	<hr/>	<hr/>	<hr/>	<hr/>
	<u><u>\$ 39,795</u></u>	<u><u>\$ 489,508</u></u>	<u><u>\$ 3,707</u></u>	<u><u>\$ 533,010</u></u>

## NORTEX REGIONAL PLANNING COMMISSION

### STATEMENT OF REVENUES AND EXPENDITURES COMPONENT UNIT

#### WORKFORCE SOLUTIONS NORTH TEXAS BOARD

YEAR ENDED SEPTEMBER 30, 2021

<b>NRPC Grant Number</b>	<b>863</b>
Contract Number - 0320CCF001	
Contract Name - Workforce Child Care CCF	
Contract Period - October 1, 2019 to December 31, 2020	
Revenues:	
Federal	\$ 408,953
State	36,534
Other	-
	-
Total revenues	\$ 445,487
Expenditures:	
Management fee	\$ 6,493
Travel	-
Board travel	-
Telephone	-
Office rental	125
Equipment	-
Repairs and maintenance	1,236
Postage	5
Advertising	-
Special supplies	2
Professional dues/services	1,955
Personnel cost - LWFB	2,028
Accounting/audit fees	-
Subcontractors	431,882
Training costs	-
Miscellaneous	1,761
	1,761
Total expenditures	\$ 445,487

	September 30,			Cumulative
	2019	2020	2021	
Cost categories:				
Administration	\$ -	\$ 195,141	\$ 13,742	\$ 208,883
Program services	-	5,362,753	431,745	5,794,498
	\$ -	\$ 5,557,894	\$ 445,487	\$ 6,003,381

## NORTEX REGIONAL PLANNING COMMISSION

### STATEMENT OF REVENUES AND EXPENDITURES COMPONENT UNIT WORKFORCE SOLUTIONS NORTH TEXAS BOARD YEAR ENDED SEPTEMBER 30, 2021

<b>NRPC Grant Number</b>	<b>865</b>
Contract Number - 0320TAF001	
Contract Name - Workforce TANF	
Contract Period - October 1, 2019 to October 31, 2020	
Revenues:	
Federal	\$ 63,803
State	11,833
Other	-
Total revenues	\$ 75,636
Expenditures:	
Management fee	\$ 1,142
Travel	-
Board travel	-
Telephone	341
Office rental	2,059
Equipment	6,829
Repairs and maintenance	1,613
Postage	-
Advertising	-
Special supplies	41
Professional dues/services	2,420
Personnel cost - LWFB	17,752
Accounting/audit fees	-
Subcontractors	43,214
Training costs	-
Miscellaneous	225
Total expenditures	\$ 75,636

	September 30,			Cumulative
	2019	2020	2021	
Cost categories:				
Administration	\$ -	\$ 70,627	\$ 30,107	\$ 100,734
Program services	-	632,661	45,529	678,190
	\$ -	\$ 703,288	\$ 75,636	\$ 778,924

## NORTEX REGIONAL PLANNING COMMISSION

### STATEMENT OF REVENUES AND EXPENDITURES COMPONENT UNIT WORKFORCE SOLUTIONS NORTH TEXAS BOARD YEAR ENDED SEPTEMBER 30, 2021

<b>NRPC Grant Number</b>	<b>866</b>
Contract Number - 0320CAA001	
Contract Name - Workforce Child Care CAA	
Contract Period - October 1, 2019 to November 30, 2020	
Revenues:	
Federal	\$ 1,833
State	-
Other	-
	-
Total revenues	\$ 1,833
Expenditures:	
Management fee	\$ -
Travel	-
Board travel	-
Telephone	-
Office rental	-
Equipment	-
Repairs and maintenance	-
Postage	-
Advertising	-
Special supplies	-
Professional dues/services	-
Personnel cost - LWFB	-
Accounting/audit fees	-
Subcontractors	1,833
Training costs	-
Miscellaneous	-
	-
Total expenditures	\$ 1,833

	September 30,			Cumulative
	2019	2020	2021	
Cost categories:				
Administration	\$ -	\$ -	\$ -	\$ -
Program services	-	26,829	1,833	28,662
	-	26,829	1,833	28,662
	-	\$ 26,829	\$ 1,833	\$ 28,662

**NORTEX REGIONAL PLANNING COMMISSION**

**STATEMENT OF REVENUES AND EXPENDITURES  
COMPONENT UNIT  
WORKFORCE SOLUTIONS NORTH TEXAS BOARD  
YEAR ENDED SEPTEMBER 30, 2021**

<b>NRPC Grant Number</b>	<b>867</b>
Contract Number - 0320WOO001	
Contract Name - Workforce WOO	
Contract Period - October 1, 2019 - September 30, 2020	
Revenues:	
Federal	\$ (1)
State	-
Other	-
	<hr/>
Total revenues	<u><u>\$ (1)</u></u>
Expenditures:	
Management fee	\$ -
Travel	-
Board travel	-
Telephone	-
Office rental	-
Equipment	-
Repairs and maintenance	-
Postage	-
Advertising	-
Special supplies	-
Professional dues/services	(1)
Personnel cost - LWFB	-
Accounting/audit fees	-
Subcontractors	-
Training costs	-
Miscellaneous	-
	<hr/>
Total expenditures	<u><u>\$ (1)</u></u>

	September 30,			
	<u>2019</u>	<u>2020</u>	<u>2021</u>	<u>Cumulative</u>
Cost categories:				
Administration	\$ -	\$ 14,493	\$ (1)	\$ 14,492
Program services	-	130,434	-	130,434
	<hr/>	<hr/>	<hr/>	<hr/>
	<u><u>\$ -</u></u>	<u><u>\$ 144,927</u></u>	<u><u>\$ (1)</u></u>	<u><u>\$ 144,926</u></u>

**NORTEX REGIONAL PLANNING COMMISSION**

**STATEMENT OF REVENUES AND EXPENDITURES  
COMPONENT UNIT  
WORKFORCE SOLUTIONS NORTH TEXAS BOARD  
YEAR ENDED SEPTEMBER 30, 2021**

<b>NRPC Grant Number</b>	<b>868</b>
Contract Number - 0320WPA001	
Contract Name - Wagner-Peyser Employment Services	
Contract Period - October 1, 2019 to December 31, 2020	
Revenues:	
Federal	\$ 41,922
State	-
Other	-
	<hr/>
Total revenues	<u><u>\$ 41,922</u></u>
Expenditures:	
Management fee	\$ 438
Travel	-
Board travel	-
Telephone	-
Office rental	-
Equipment	649
Repairs and maintenance	-
Postage	-
Advertising	-
Special supplies	28
Professional dues/services	857
Personnel cost - LWFB	17,771
Accounting/audit fees	(31)
Subcontractors	22,210
Training costs	-
Miscellaneous	-
	<hr/>
Total expenditures	<u><u>\$ 41,922</u></u>

Cost categories:	September 30,			Cumulative
	2019	2020	2021	
Administration	\$ 369	\$ 5,542	\$ 5,081	\$ 10,992
Program services	-	58,556	36,841	95,397
	<hr/>	<hr/>	<hr/>	<hr/>
	<u><u>\$ 369</u></u>	<u><u>\$ 64,098</u></u>	<u><u>\$ 41,922</u></u>	<u><u>\$ 106,389</u></u>

## NORTEX REGIONAL PLANNING COMMISSION

### STATEMENT OF REVENUES AND EXPENDITURES COMPONENT UNIT WORKFORCE SOLUTIONS NORTH TEXAS BOARD YEAR ENDED SEPTEMBER 30, 2021

<b>NRPC Grant Number</b>	<b>870</b>
Contract Number - 0320COL001	
Contract Name - Ongoing and Shared Costs - VR	
Contract Period - September 1, 2019 to August 31, 2020	
Revenues:	
Federal	\$ -
State	-
Other	1,000
	1,000
Total revenues	\$ 1,000
Expenditures:	
Management fee	\$ -
Travel	-
Board travel	-
Telephone	281
Office rental	(1,268)
Equipment	-
Repairs and maintenance	-
Postage	-
Advertising	-
Special supplies	-
Professional dues/services	-
Personnel cost - LWFB	-
Accounting/audit fees	-
Subcontractors	-
Training costs	-
Miscellaneous	-
	-
Total expenditures	\$ (987)

	September 30,			Cumulative
	2019	2020	2021	
Cost categories:				
Administration	\$ -	\$ 431	\$ -	\$ 431
Program services	-	73,369	(987)	72,382
	\$ -	\$ 73,800	\$ (987)	\$ 72,813

**NORTEX REGIONAL PLANNING COMMISSION**

**STATEMENT OF REVENUES AND EXPENDITURES  
 COMPONENT UNIT  
 WORKFORCE SOLUTIONS NORTH TEXAS BOARD  
 YEAR ENDED SEPTEMBER 30, 2021**

<b>NRPC Grant Number</b>	<b>871</b>
Contract Number - 0319VRS142	
Contract Name - Student Hire Ability Navigator Project	
Contract Period - September 1, 2019 to August 31, 2020	
Revenues:	
Federal	\$ -
State	-
Other	25,000
	<hr/>
Total revenues	<u><u>\$ 25,000</u></u>
Expenditures:	
Management fee	\$ -
Travel	-
Board travel	-
Telephone	-
Office rental	-
Equipment	-
Repairs and maintenance	-
Postage	-
Advertising	-
Special supplies	-
Professional dues/services	-
Personnel cost - LWFB	-
Accounting/audit fees	-
Subcontractors	-
Training costs	-
Miscellaneous	-
	<hr/>
Total expenditures	<u><u>\$ -</u></u>

	September 30,			
	<u>2019</u>	<u>2020</u>	<u>2021</u>	<u>Cumulative</u>
Cost categories:				
Administration	\$ -	\$ 1,338	\$ -	\$ 1,338
Program services	-	74,122	-	74,122
	<hr/>	<hr/>	<hr/>	<hr/>
	<u><u>\$ -</u></u>	<u><u>\$ 75,460</u></u>	<u><u>\$ -</u></u>	<u><u>\$ 75,460</u></u>

## NORTEX REGIONAL PLANNING COMMISSION

### STATEMENT OF REVENUES AND EXPENDITURES COMPONENT UNIT WORKFORCE SOLUTIONS NORTH TEXAS BOARD YEAR ENDED SEPTEMBER 30, 2021

<b>NRPC Grant Number</b>	<b>872</b>
Contract Number - 0320CCQ001	
Contract Name - Workforce Child Care CCQ	
Contract Period - October 1, 2019 to December 31, 2020	
Revenues:	
Federal	\$ 163,785
State	-
Other	-
	-
Total revenues	\$ 163,785
Expenditures:	
Management fee	\$ -
Travel	-
Board travel	-
Telephone	-
Office rental	-
Equipment	-
Repairs and maintenance	-
Postage	-
Advertising	-
Special supplies	-
Professional dues/services	-
Personnel cost - LWFB	-
Accounting/audit fees	-
Subcontractors	163,785
Training costs	-
Miscellaneous	-
	-
Total expenditures	\$ 163,785

	September 30,			Cumulative
	2019	2020	2021	
Cost categories:				
Administration	\$ -	\$ -	\$ -	\$ -
Program services	-	131,051	163,785	294,836
	-	131,051	163,785	294,836
	\$ -	\$ 131,051	\$ 163,785	\$ 294,836

**NORTEX REGIONAL PLANNING COMMISSION**

**STATEMENT OF REVENUES AND EXPENDITURES  
 COMPONENT UNIT  
 WORKFORCE SOLUTIONS NORTH TEXAS BOARD  
 YEAR ENDED SEPTEMBER 30, 2021**

<b>NRPC Grant Number</b>	<b>873</b>
Contract Number - 0320WCI001	
Contract Name - Workforce WCI	
Contract Period - October 1, 2019 to December 31, 2020	
Revenues:	
Federal	\$ 44,391
State	-
Other	-
	<hr/>
Total revenues	<u><u>\$ 44,391</u></u>
Expenditures:	
Management fee	\$ -
Travel	-
Board travel	-
Telephone	-
Office rental	-
Equipment	-
Repairs and maintenance	(569)
Postage	-
Advertising	-
Special supplies	(1,856)
Professional dues/services	-
Personnel cost - LWFB	-
Accounting/audit fees	-
Subcontractors	46,816
Training costs	-
Miscellaneous	-
	<hr/>
Total expenditures	<u><u>\$ 44,391</u></u>

	September 30,			
	<u>2019</u>	<u>2020</u>	<u>2021</u>	<u>Cumulative</u>
Cost categories:				
Administration	\$ -	\$ -	\$ -	\$ -
Program services	-	8,985	44,391	53,376
	<hr/>	<hr/>	<hr/>	<hr/>
	<u><u>\$ -</u></u>	<u><u>\$ 8,985</u></u>	<u><u>\$ 44,391</u></u>	<u><u>\$ 53,376</u></u>

## NORTEX REGIONAL PLANNING COMMISSION

### STATEMENT OF REVENUES AND EXPENDITURES COMPONENT UNIT

#### WORKFORCE SOLUTIONS NORTH TEXAS BOARD

YEAR ENDED SEPTEMBER 30, 2021

<b>NRPC Grant Number</b>	<b>874</b>
Contract Number - 0320REA001	
Contract Name - Workforce REA	
Contract Period - October 1, 2019 to December 31, 2020	
<b>Revenues:</b>	
Federal	\$ 33,394
State	-
Other	-
	-
Total revenues	\$ 33,394
<b>Expenditures:</b>	
Management fee	\$ 124
Travel	-
Board travel	-
Telephone	364
Office rental	4,628
Equipment	-
Repairs and maintenance	-
Postage	-
Advertising	-
Special supplies	-
Professional dues/services	11
Personnel cost - LWFB	215
Accounting/audit fees	-
Subcontractors	28,052
Training costs	-
Miscellaneous	-
	-
Total expenditures	\$ 33,394

	September 30,			Cumulative
	2019	2020	2021	
<b>Cost categories:</b>				
Administration	\$ -	\$ 2,332	\$ 5,342	\$ 7,674
Program services	-	38,982	28,052	67,034
	-	38,982	33,394	74,708
	\$ -	\$ 41,314	\$ 33,394	\$ 74,708

**NORTEX REGIONAL PLANNING COMMISSION**

**STATEMENT OF REVENUES AND EXPENDITURES  
COMPONENT UNIT  
WORKFORCE SOLUTIONS NORTH TEXAS BOARD  
YEAR ENDED SEPTEMBER 30, 2021**

<b>NRPC Grant Number</b>	<b>875</b>
Contract Number - 0320WOS001	
Contract Name - Workforce - Military Family Support	
Contract Period - January 1, 2020 to December 31, 2020	
Revenues:	
Federal	\$ 31,460
State	-
Other	-
	<hr/>
Total revenues	<u><u>\$ 31,460</u></u>
Expenditures:	
Management fee	\$ 265
Travel	-
Board travel	-
Telephone	-
Office rental	-
Equipment	164
Repairs and maintenance	-
Postage	-
Advertising	-
Special supplies	-
Professional dues/services	146
Personnel cost - LWFB	2,918
Accounting/audit fees	-
Subcontractors	27,967
Training costs	-
Miscellaneous	-
	<hr/>
Total expenditures	<u><u>\$ 31,460</u></u>

Cost categories:	September 30,			Cumulative
	2019	2020	2021	
Administration	\$ -	\$ 1,822	\$ 5,085	\$ 6,907
Program services	-	35,756	26,375	62,131
	<hr/>	<hr/>	<hr/>	<hr/>
	<u><u>\$ -</u></u>	<u><u>\$ 37,578</u></u>	<u><u>\$ 31,460</u></u>	<u><u>\$ 69,038</u></u>

## NORTEX REGIONAL PLANNING COMMISSION

### STATEMENT OF REVENUES AND EXPENDITURES COMPONENT UNIT WORKFORCE SOLUTIONS NORTH TEXAS BOARD YEAR ENDED SEPTEMBER 30, 2021

<b>NRPC Grant Number</b>	<b>876</b>
Contract Number - 0320CCM001	
Contract Name - Child Care Local Initiatives	
Contract Period - October 1, 2019 to December 31, 2020	
<b>Revenues:</b>	
Federal	\$ 512,129
State	-
Other	-
	-
Total revenues	\$ 512,129
<b>Expenditures:</b>	
Management fee	\$ -
Travel	-
Board travel	-
Telephone	-
Office rental	-
Equipment	-
Repairs and maintenance	-
Postage	-
Advertising	-
Special supplies	-
Professional dues/services	-
Personnel cost - LWFB	-
Accounting/audit fees	-
Subcontractors	512,129
Training costs	-
Miscellaneous	-
	-
Total expenditures	\$ 512,129

	September 30,			Cumulative
	2019	2020	2021	
<b>Cost categories:</b>				
Administration	\$ -	\$ -	\$ -	\$ -
Program services	-	76,789	512,129	588,918
	-	76,789	512,129	588,918
	\$ -	\$ 76,789	\$ 512,129	\$ 588,918

**NORTEX REGIONAL PLANNING COMMISSION**

**STATEMENT OF REVENUES AND EXPENDITURES  
 COMPONENT UNIT  
 WORKFORCE SOLUTIONS NORTH TEXAS BOARD  
 YEAR ENDED SEPTEMBER 30, 2021**

<b>NRPC Grant Number</b>	<b>878</b>
Contract Number - 0318VRS180	
Contract Name - PWE Paid Work Experience	
Contract Period - April 1, 2018 to September 30, 2023	
Revenues:	
Federal	\$ -
State	-
Other	19,397
	<hr/>
Total revenues	<u><u>\$ 19,397</u></u>
Expenditures:	
Management fee	\$ -
Travel	-
Board travel	-
Telephone	-
Office rental	-
Equipment	-
Repairs and maintenance	-
Postage	-
Advertising	-
Special supplies	-
Professional dues/services	16,163
Personnel cost - LWFB	802
Accounting/audit fees	-
Subcontractors	-
Training costs	-
Miscellaneous	-
	<hr/>
Total expenditures	<u><u>\$ 16,965</u></u>

	<u>September 30,</u>			
	<u>2019</u>	<u>2020</u>	<u>2021</u>	<u>Cumulative</u>
Cost categories:				
Administration	\$ -	\$ -	\$ 35	\$ 35
Program services	-	-	16,930	16,930
	<hr/>	<hr/>	<hr/>	<hr/>
	<u><u>\$ -</u></u>	<u><u>\$ -</u></u>	<u><u>\$ 16,965</u></u>	<u><u>\$ 16,965</u></u>

## NORTEX REGIONAL PLANNING COMMISSION

### STATEMENT OF REVENUES AND EXPENDITURES COMPONENT UNIT WORKFORCE SOLUTIONS NORTH TEXAS BOARD YEAR ENDED SEPTEMBER 30, 2021

<b>NRPC Grant Number</b>	<b>879</b>
Contract Number - 0320COS001	
Contract Name - COVID-19 - Skills Development Fund	
Contract Period - May 18, 2020 to May 31, 2021	
Revenues:	
Federal	\$ -
State	100,273
Other	-
	-
Total revenues	\$ 100,273
Expenditures:	
Management fee	\$ 1,917
Travel	-
Board travel	-
Telephone	-
Office rental	-
Equipment	-
Repairs and maintenance	-
Postage	-
Advertising	-
Special supplies	-
Professional dues/services	339
Personnel cost - LWFB	6,790
Accounting/audit fees	-
Subcontractors	-
Training costs	91,227
Miscellaneous	-
	-
Total expenditures	\$ 100,273

	September 30,			Cumulative
	2019	2020	2021	
Cost categories:				
Administration	\$ -	\$ 9,565	\$ 7,764	\$ 17,329
Program services	-	10,504	92,509	103,013
	\$ -	\$ 20,069	\$ 100,273	\$ 120,342

**NORTEX REGIONAL PLANNING COMMISSION**

**STATEMENT OF REVENUES AND EXPENDITURES  
COMPONENT UNIT  
WORKFORCE SOLUTIONS NORTH TEXAS BOARD  
YEAR ENDED SEPTEMBER 30, 2021**

<b>NRPC Grant Number</b>	<b>880</b>
Contract Number - NR2020-1	
Contract Name - PATHS - Pursuit of Advanced Training	
Contract Period - January 1, 2020 to March 31, 2022	
Revenues:	
Federal	\$ -
State	-
Other	45,000
	<hr/>
Total revenues	<u><u>\$ 45,000</u></u>
Expenditures:	
Management fee	\$ 600
Travel	-
Board travel	-
Telephone	-
Office rental	-
Equipment	-
Repairs and maintenance	-
Postage	-
Advertising	-
Special supplies	-
Professional dues/services	270
Personnel cost - LWFB	5,369
Accounting/audit fees	-
Subcontractors	2,839
Training costs	-
Miscellaneous	-
	<hr/>
Total expenditures	<u><u>\$ 9,078</u></u>

Cost categories:	September 30,			Cumulative
	2019	2020	2021	
Administration	\$ -	\$ 5,832	\$ 2,791	\$ 8,623
Program services	-	5,105	6,287	11,392
	<hr/>	<hr/>	<hr/>	<hr/>
	<u><u>\$ -</u></u>	<u><u>\$ 10,937</u></u>	<u><u>\$ 9,078</u></u>	<u><u>\$ 20,015</u></u>

## NORTEX REGIONAL PLANNING COMMISSION

### STATEMENT OF REVENUES AND EXPENDITURES COMPONENT UNIT WORKFORCE SOLUTIONS NORTH TEXAS BOARD YEAR ENDED SEPTEMBER 30, 2021

<b>NRPC Grant Number</b>	<b>881</b>
Contract Number - 0320WOA001	
Contract Name - Workforce - Adult	
Contract Period - July 1, 2020 to June 30, 2022	
Revenues:	
Federal	\$ 205,706
State	-
Other	-
	-
Total revenues	\$ 205,706
Expenditures:	
Management fee	\$ 2,526
Travel	1,222
Board travel	266
Telephone	13,436
Office rental	6,792
Equipment	9,813
Repairs and maintenance	3,976
Postage	2
Advertising	758
Special supplies	494
Professional dues/services	2,605
Personnel cost - LWFB	22,048
Accounting/audit fees	2,448
Subcontractors	137,671
Training costs	66
Miscellaneous	1,583
	1,583
Total expenditures	\$ 205,706

	September 30,			Cumulative
	2019	2020	2021	
Cost categories:				
Administration	\$ -	\$ -	\$ 33,922	\$ 33,922
Program services	-	-	171,784	171,784
	\$ -	\$ -	\$ 205,706	\$ 205,706

**NORTEX REGIONAL PLANNING COMMISSION**

**STATEMENT OF REVENUES AND EXPENDITURES  
COMPONENT UNIT  
WORKFORCE SOLUTIONS NORTH TEXAS BOARD  
YEAR ENDED SEPTEMBER 30, 2021**

<b>NRPC Grant Number</b>	<b>882</b>
Contract Number - 0320WOD001	
Contract Name - Workforce - Dislocated Worker	
Contract Period - July 1, 2020 to June 30, 2022	
Revenues:	
Federal	\$ 363,300
State	-
Other	-
	<hr/>
Total revenues	<u>\$ 363,300</u>
Expenditures:	
Management fee	\$ 4,864
Travel	369
Board travel	(158)
Telephone	11,125
Office rental	21,446
Equipment	2,508
Repairs and maintenance	12,549
Postage	57
Advertising	1,241
Special supplies	4,892
Professional dues/services	7,559
Personnel cost - LWFB	44,835
Accounting/audit fees	2,754
Subcontractors	247,908
Training costs	93
Miscellaneous	1,258
	<hr/>
Total expenditures	<u>\$ 363,300</u>

Cost categories:	September 30,			Cumulative
	2019	2020	2021	
Administration	\$ -	\$ 486	\$ 60,927	\$ 61,413
Program services	-	(26)	302,373	302,347
	<hr/>	<hr/>	<hr/>	<hr/>
	<u>\$ -</u>	<u>\$ 460</u>	<u>\$ 363,300</u>	<u>\$ 363,760</u>

## NORTEX REGIONAL PLANNING COMMISSION

### STATEMENT OF REVENUES AND EXPENDITURES COMPONENT UNIT WORKFORCE SOLUTIONS NORTH TEXAS BOARD YEAR ENDED SEPTEMBER 30, 2021

<b>NRPC Grant Number</b>	<b>883</b>
Contract Number - 0320WOY001	
Contract Name - WIOA - Youth	
Contract Period - July 1, 2020 to June 30, 2022	
<b>Revenues:</b>	
Federal	\$ 182,367
State	-
Other	-
	-
<b>Total revenues</b>	<b>\$ 182,367</b>
<b>Expenditures:</b>	
Management fee	\$ 2,701
Travel	279
Board travel	180
Telephone	3,902
Office rental	5,603
Equipment	(15)
Repairs and maintenance	3,168
Postage	42
Advertising	925
Special supplies	1,351
Professional dues/services	5,385
Personnel cost - LWFB	34,685
Accounting/audit fees	2,260
Subcontractors	121,375
Training costs	70
Miscellaneous	456
	456
<b>Total expenditures</b>	<b>\$ 182,367</b>

	September 30,			Cumulative
	2019	2020	2021	
<b>Cost categories:</b>				
Administration	\$ -	\$ -	\$ 35,578	\$ 35,578
Program services	-	-	146,789	146,789
	-	-	146,789	146,789
	\$ -	\$ -	\$ 182,367	\$ 182,367

**NORTEX REGIONAL PLANNING COMMISSION**

**STATEMENT OF REVENUES AND EXPENDITURES  
 COMPONENT UNIT  
 WORKFORCE SOLUTIONS NORTH TEXAS BOARD  
 YEAR ENDED SEPTEMBER 30, 2021**

<b>NRPC Grant Number</b>	<b>884</b>
Contract Number - 0320WOR001	
Contract Name - Workforce WOR	
Contract Period - July 1, 2020 to June 30, 2021	
Revenues:	
Federal	\$ 34,259
State	-
Other	-
	<hr/>
Total revenues	<u><u>\$ 34,259</u></u>
Expenditures:	
Management fee	\$ -
Travel	-
Board travel	-
Telephone	2,476
Office rental	3,653
Equipment	-
Repairs and maintenance	150
Postage	-
Advertising	-
Special supplies	671
Professional dues/services	243
Personnel cost - LWFB	4,866
Accounting/audit fees	-
Subcontractors	22,200
Training costs	-
Miscellaneous	-
	<hr/>
Total expenditures	<u><u>\$ 34,259</u></u>

	<u>September 30,</u>			
	<u>2019</u>	<u>2020</u>	<u>2021</u>	<u>Cumulative</u>
Cost categories:				
Administration	\$ -	\$ -	\$ -	\$ -
Program services	-	538	34,259	34,797
	<hr/>	<hr/>	<hr/>	<hr/>
	<u><u>\$ -</u></u>	<u><u>\$ 538</u></u>	<u><u>\$ 34,259</u></u>	<u><u>\$ 34,797</u></u>

## NORTEX REGIONAL PLANNING COMMISSION

### STATEMENT OF REVENUES AND EXPENDITURES COMPONENT UNIT WORKFORCE SOLUTIONS NORTH TEXAS BOARD YEAR ENDED SEPTEMBER 30, 2021

<b>NRPC Grant Number</b>	<b>885</b>
Contract Number - 0321CCM001	
Contract Name - Child Care Local Initiatives	
Contract Period - October 1, 2020 to December 31, 2021	
<b>Revenues:</b>	
Federal	\$ 263,348
State	-
Other	-
	-
<b>Total revenues</b>	<b>\$ 263,348</b>
<b>Expenditures:</b>	
Management fee	\$ -
Travel	-
Board travel	-
Telephone	-
Office rental	-
Equipment	-
Repairs and maintenance	-
Postage	-
Advertising	-
Special supplies	-
Professional dues/services	-
Personnel cost - LWFB	-
Accounting/audit fees	-
Subcontractors	263,348
Training costs	-
Miscellaneous	-
	-
<b>Total expenditures</b>	<b>\$ 263,348</b>

	September 30,			Cumulative
	2019	2020	2021	
<b>Cost categories:</b>				
Administration	\$ -	\$ -	\$ -	\$ -
Program services	-	-	263,348	263,348
	-	-	263,348	263,348
	<b>\$ -</b>	<b>\$ -</b>	<b>\$ 263,348</b>	<b>\$ 263,348</b>

**NORTEX REGIONAL PLANNING COMMISSION**

**STATEMENT OF REVENUES AND EXPENDITURES  
 COMPONENT UNIT  
 WORKFORCE SOLUTIONS NORTH TEXAS BOARD  
 YEAR ENDED SEPTEMBER 30, 2021**

<b>NRPC Grant Number</b>	<b>886</b>
Contract Number - 0321CCP001	
Contract Name - Child Care - DFPS	
Contract Period - September 1, 2020 to December 31, 2021	
Revenues:	
Federal	\$ -
State	522,267
Other	-
	<hr/>
Total revenues	<u>\$ 522,267</u>
Expenditures:	
Management fee	\$ 6,015
Travel	-
Board travel	-
Telephone	-
Office rental	-
Equipment	-
Repairs and maintenance	-
Postage	-
Advertising	-
Special supplies	-
Professional dues/services	633
Personnel cost - LWFB	15,509
Accounting/audit fees	1,655
Subcontractors	498,455
Training costs	-
Miscellaneous	-
	<hr/>
Total expenditures	<u>\$ 522,267</u>

	September 30,			
	<u>2019</u>	<u>2020</u>	<u>2021</u>	<u>Cumulative</u>
Cost categories:				
Administration	\$ -	\$ -	\$ 23,812	\$ 23,812
Program services	-	43,135	498,455	541,590
	<hr/>	<hr/>	<hr/>	<hr/>
	<u>\$ -</u>	<u>\$ 43,135</u>	<u>\$ 522,267</u>	<u>\$ 565,402</u>

## NORTEX REGIONAL PLANNING COMMISSION

### STATEMENT OF REVENUES AND EXPENDITURES COMPONENT UNIT WORKFORCE SOLUTIONS NORTH TEXAS BOARD YEAR ENDED SEPTEMBER 30, 2021

<b>NRPC Grant Number</b>	<b>887</b>
Contract Number - 0321COL001	
Contract Name - Ongoing and Shared Costs - VR	
Contract Period - September 1, 2020 to October 31, 2021	
Revenues:	
Federal	\$ -
State	-
Other	78,024
	78,024
Total revenues	\$ 78,024
Expenditures:	
Management fee	\$ 900
Travel	-
Board travel	-
Telephone	8,651
Office rental	19,525
Equipment	1,186
Repairs and maintenance	-
Postage	-
Advertising	-
Special supplies	-
Professional dues/services	15
Personnel cost - LWFB	294
Accounting/audit fees	-
Subcontractors	39,242
Training costs	-
Miscellaneous	-
	69,813
Total expenditures	\$ 69,813

	September 30,			Cumulative
	2019	2020	2021	
Cost categories:				
Administration	\$ -	\$ 82	\$ 1,008	\$ 1,090
Program services	-	6,183	68,805	74,988
	\$ -	\$ 6,265	\$ 69,813	\$ 76,078

**NORTEX REGIONAL PLANNING COMMISSION**

**STATEMENT OF REVENUES AND EXPENDITURES  
 COMPONENT UNIT  
 WORKFORCE SOLUTIONS NORTH TEXAS BOARD  
 YEAR ENDED SEPTEMBER 30, 2021**

<b>NRPC Grant Number</b>	<b>888</b>
Contract Number - 0321TAF001	
Contract Name - Workforce TANF	
Contract Period - October 1, 2020 to October 31, 2021	
Revenues:	
Federal	\$ 482,614
State	91,306
Other	-
	<hr/>
Total revenues	<b>\$ 573,920</b>
	<hr/> <hr/>
Expenditures:	
Management fee	\$ 7,365
Travel	1,018
Board travel	58
Telephone	6,208
Office rental	40,729
Equipment	885
Repairs and maintenance	3,183
Postage	25
Advertising	1,073
Special supplies	1,033
Professional dues/services	8,771
Personnel cost - LWFB	54,393
Accounting/audit fees	9,935
Subcontractors	437,459
Training costs	52
Miscellaneous	1,733
	<hr/>
Total expenditures	<b>\$ 573,920</b>
	<hr/> <hr/>

	September 30,			
	2019	2020	2021	Cumulative
	<hr/>	<hr/>	<hr/>	<hr/>
Cost categories:				
Administration	\$ -	\$ -	\$ 63,701	\$ 63,701
Program services	-	-	510,219	510,219
	<hr/>	<hr/>	<hr/>	<hr/>
	<b>\$ -</b>	<b>\$ -</b>	<b>\$ 573,920</b>	<b>\$ 573,920</b>
	<hr/> <hr/>	<hr/> <hr/>	<hr/> <hr/>	<hr/> <hr/>

**NORTEX REGIONAL PLANNING COMMISSION**

**STATEMENT OF REVENUES AND EXPENDITURES  
COMPONENT UNIT  
WORKFORCE SOLUTIONS NORTH TEXAS BOARD  
YEAR ENDED SEPTEMBER 30, 2021**

<b>NRPC Grant Number</b>	<b>889</b>
Contract Number - 0321SNE001	
Contract Name - Workforce Food Stamp E & T	
Contract Period - October 1, 2020 to September 30, 2021	
Revenues:	
Federal	\$ 165,792
State	25,225
Other	-
	<hr/>
Total revenues	<u><u>\$ 191,017</u></u>
Expenditures:	
Management fee	\$ 1,603
Travel	181
Board travel	13
Telephone	1,500
Office rental	2,233
Equipment	2,246
Repairs and maintenance	1,402
Postage	13
Advertising	261
Special supplies	239
Professional dues/services	5,792
Personnel cost - LWFB	19,259
Accounting/audit fees	1,460
Subcontractors	153,887
Training costs	12
Miscellaneous	916
	<hr/>
Total expenditures	<u><u>\$ 191,017</u></u>

Cost categories:	September 30,			Cumulative
	2019	2020	2021	
Administration	\$ -	\$ -	\$ 22,280	\$ 22,280
Program services	-	-	168,737	168,737
	<hr/>	<hr/>	<hr/>	<hr/>
	<u><u>\$ -</u></u>	<u><u>\$ -</u></u>	<u><u>\$ 191,017</u></u>	<u><u>\$ 191,017</u></u>

## NORTEX REGIONAL PLANNING COMMISSION

### STATEMENT OF REVENUES AND EXPENDITURES COMPONENT UNIT WORKFORCE SOLUTIONS NORTH TEXAS BOARD YEAR ENDED SEPTEMBER 30, 2021

<b>NRPC Grant Number</b>	<b>890</b>
Contract Number - 0321CCQ001	
Contract Name - Workforce Child Care CCQ	
Contract Period - October 1, 2020 to October 31, 2021	
Revenues:	
Federal	\$ 257,433
State	-
Other	-
	-
Total revenues	\$ 257,433
Expenditures:	
Management fee	\$ -
Travel	-
Board travel	-
Telephone	-
Office rental	-
Equipment	-
Repairs and maintenance	-
Postage	-
Advertising	-
Special supplies	-
Professional dues/services	-
Personnel cost - LWFB	-
Accounting/audit fees	-
Subcontractors	257,433
Training costs	-
Miscellaneous	-
	-
Total expenditures	\$ 257,433

	September 30,			Cumulative
	2019	2020	2021	
Cost categories:				
Administration	\$ -	\$ -	\$ -	\$ -
Program services	-	-	257,433	257,433
	-	-	257,433	257,433
	\$ -	\$ -	\$ 257,433	\$ 257,433

## NORTEX REGIONAL PLANNING COMMISSION

### STATEMENT OF REVENUES AND EXPENDITURES COMPONENT UNIT WORKFORCE SOLUTIONS NORTH TEXAS BOARD YEAR ENDED SEPTEMBER 30, 2021

<b>NRPC Grant Number</b>	<b>891</b>
Contract Number - 0321CCF001	
Contract Name - Workforce Child Care CCF	
Contract Period - October 1, 2020 to December 31, 2021	
<b>Revenues:</b>	
Federal	\$ 4,143,523
State	449,912
Other	-
	<hr/>
Total revenues	<b>\$ 4,593,435</b>
<b>Expenditures:</b>	
Management fee	\$ 45,987
Travel	131
Board travel	37
Telephone	6,011
Office rental	43,117
Equipment	18,491
Repairs and maintenance	10,022
Postage	141
Advertising	2,390
Special supplies	1,668
Professional dues/services	683
Personnel cost - LWFB	158,521
Accounting/audit fees	-
Subcontractors	4,282,125
Training costs	93
Miscellaneous	24,018
	<hr/>
Total expenditures	<b>\$ 4,593,435</b>

	September 30,			Cumulative
	2019	2020	2021	
<b>Cost categories:</b>				
Administration	\$ -	\$ -	\$ 232,987	\$ 232,987
Program services	-	-	4,360,448	4,360,448
	<hr/>	<hr/>	<hr/>	<hr/>
	<b>\$ -</b>	<b>\$ -</b>	<b>\$ 4,593,435</b>	<b>\$ 4,593,435</b>

**NORTEX REGIONAL PLANNING COMMISSION**

**STATEMENT OF REVENUES AND EXPENDITURES  
COMPONENT UNIT**

**WORKFORCE SOLUTIONS NORTH TEXAS BOARD**

**YEAR ENDED SEPTEMBER 30, 2021**

<b>NRPC Grant Number</b>	<b>892</b>
Contract Number - 0321REA001	
Contract Name - Workforce REA	
Contract Period - October 1, 2020 to December 31, 2021	
Revenues:	
Federal	\$ 105,137
State	-
Other	-
	<hr/>
Total revenues	<u><u>\$ 105,137</u></u>
Expenditures:	
Management fee	\$ 850
Travel	-
Board travel	-
Telephone	-
Office rental	-
Equipment	-
Repairs and maintenance	-
Postage	-
Advertising	-
Special supplies	-
Professional dues/services	113
Personnel cost - LWFB	2,216
Accounting/audit fees	-
Subcontractors	101,958
Training costs	-
Miscellaneous	-
	<hr/>
Total expenditures	<u><u>\$ 105,137</u></u>

Cost categories:	September 30,			Cumulative
	2019	2020	2021	
Administration	\$ -	\$ -	\$ 3,178	\$ 3,178
Program services	-	-	101,959	101,959
	<hr/>	<hr/>	<hr/>	<hr/>
	<u><u>\$ -</u></u>	<u><u>\$ -</u></u>	<u><u>\$ 105,137</u></u>	<u><u>\$ 105,137</u></u>

## NORTEX REGIONAL PLANNING COMMISSION

### STATEMENT OF REVENUES AND EXPENDITURES COMPONENT UNIT WORKFORCE SOLUTIONS NORTH TEXAS BOARD YEAR ENDED SEPTEMBER 30, 2021

<b>NRPC Grant Number</b>	<b>893</b>
Contract Number - 0321WOO001	
Contract Name - Workforce WOO	
Contract Period - October 1, 2020 - September 30, 2021	
Revenues:	
Federal	\$ 4,249
State	-
Other	-
	-
Total revenues	\$ 4,249
Expenditures:	
Management fee	\$ 286
Travel	-
Board travel	-
Telephone	-
Office rental	-
Equipment	-
Repairs and maintenance	17
Postage	-
Advertising	-
Special supplies	1,832
Professional dues/services	167
Personnel cost - LWFB	1,947
Accounting/audit fees	-
Subcontractors	-
Training costs	-
Miscellaneous	-
	-
Total expenditures	\$ 4,249

	September 30,			Cumulative
	2019	2020	2021	
Cost categories:				
Administration	\$ -	\$ -	\$ 956	\$ 956
Program services	-	-	3,293	3,293
	-	-	4,249	4,249
	\$ -	\$ -	\$ 4,249	\$ 4,249

## NORTEX REGIONAL PLANNING COMMISSION

### STATEMENT OF REVENUES AND EXPENDITURES COMPONENT UNIT WORKFORCE SOLUTIONS NORTH TEXAS BOARD YEAR ENDED SEPTEMBER 30, 2021

<b>NRPC Grant Number</b>	<b>895</b>
Contract Number - 0321WCI001	
Contract Name - Workforce WCI	
Contract Period - October 1, 2020 to September 30, 2021	
Revenues:	
Federal	\$ 28,461
State	2,000
Other	-
Total revenues	\$ 30,461
Expenditures:	
Management fee	\$ -
Travel	-
Board travel	-
Telephone	-
Office rental	-
Equipment	-
Repairs and maintenance	-
Postage	-
Advertising	-
Special supplies	-
Professional dues/services	2,000
Personnel cost - LWFB	-
Accounting/audit fees	-
Subcontractors	28,461
Training costs	-
Miscellaneous	-
Total expenditures	\$ 30,461

	September 30,			Cumulative
	2019	2020	2021	
Cost categories:				
Administration	\$ -	\$ -	\$ -	\$ -
Program services	-	-	30,461	30,461
	\$ -	\$ -	\$ 30,461	\$ 30,461

## NORTEX REGIONAL PLANNING COMMISSION

### STATEMENT OF REVENUES AND EXPENDITURES COMPONENT UNIT

#### WORKFORCE SOLUTIONS NORTH TEXAS BOARD YEAR ENDED SEPTEMBER 30, 2021

<b>NRPC Grant Number</b>	<b>896</b>
Contract Number - 0321WPA001	
Contract Name - Wagner-Peyser Employment Services	
Contract Period - October 1, 2020 to September 30, 2021	
Revenues:	
Federal	\$ 29,962
State	-
Other	-
	<hr/>
Total revenues	<u><u>\$ 29,962</u></u>
Expenditures:	
Management fee	\$ 102
Travel	-
Board travel	191
Telephone	452
Office rental	-
Equipment	-
Repairs and maintenance	357
Postage	-
Advertising	-
Special supplies	8
Professional dues/services	730
Personnel cost - LWFB	14,000
Accounting/audit fees	-
Subcontractors	14,122
Training costs	-
Miscellaneous	-
	<hr/>
Total expenditures	<u><u>\$ 29,962</u></u>

	September 30,			Cumulative
	2019	2020	2021	
Cost categories:				
Administration	\$ -	\$ -	\$ 1,581	\$ 1,581
Program services	-	-	28,381	28,381
	<hr/>	<hr/>	<hr/>	<hr/>
	<u><u>\$ -</u></u>	<u><u>\$ -</u></u>	<u><u>\$ 29,962</u></u>	<u><u>\$ 29,962</u></u>

**NORTEX REGIONAL PLANNING COMMISSION**

**STATEMENT OF REVENUES AND EXPENDITURES  
 COMPONENT UNIT  
 WORKFORCE SOLUTIONS NORTH TEXAS BOARD  
 YEAR ENDED SEPTEMBER 30, 2021**

<b>NRPC Grant Number</b>	<b>897</b>
Contract Number - 0321TVC001	
Contract Name - Veterans' Employment Services	
Contract Period - October 1, 2020 to September 30, 2021	
Revenues:	
Federal	\$ 13,965
State	-
Other	-
	<hr/>
Total revenues	<u><u>\$ 13,965</u></u>
Expenditures:	
Management fee	\$ 105
Travel	-
Board travel	-
Telephone	1,640
Office rental	6,000
Equipment	-
Repairs and maintenance	1,173
Postage	-
Advertising	-
Special supplies	76
Professional dues/services	56
Personnel cost - LWFB	1,127
Accounting/audit fees	-
Subcontractors	3,788
Training costs	-
Miscellaneous	-
	<hr/>
Total expenditures	<u><u>\$ 13,965</u></u>

Cost categories:	September 30,			Cumulative
	2019	2020	2021	
Administration	\$ -	\$ -	\$ 1,365	\$ 1,365
Program services	-	-	12,600	12,600
	<hr/>	<hr/>	<hr/>	<hr/>
	<u><u>\$ -</u></u>	<u><u>\$ -</u></u>	<u><u>\$ 13,965</u></u>	<u><u>\$ 13,965</u></u>

## NORTEX REGIONAL PLANNING COMMISSION

### STATEMENT OF REVENUES AND EXPENDITURES COMPONENT UNIT WORKFORCE SOLUTIONS NORTH TEXAS BOARD YEAR ENDED SEPTEMBER 30, 2021

<b>NRPC Grant Number</b>	<b>898</b>
Contract Number - 0320VRS142	
Contract Name - Student Hire Ability Navigator Project	
Contract Period - September 1, 2020 to August 31, 2021	
Revenues:	
Federal	\$ -
State	-
Other	100,415
	100,415
Total revenues	\$ 100,415
Expenditures:	
Management fee	\$ -
Travel	-
Board travel	66
Telephone	-
Office rental	-
Equipment	-
Repairs and maintenance	-
Postage	-
Advertising	-
Special supplies	28
Professional dues/services	3,179
Personnel cost - LWFB	63,441
Accounting/audit fees	-
Subcontractors	-
Training costs	-
Miscellaneous	-
	66,714
Total expenditures	\$ 66,714

	September 30,			Cumulative
	2019	2020	2021	
Cost categories:				
Administration	\$ -	\$ -	\$ -	\$ -
Program services	-	6,727	66,714	73,441
	\$ -	\$ 6,727	\$ 66,714	\$ 73,441

## NORTEX REGIONAL PLANNING COMMISSION

### STATEMENT OF REVENUES AND EXPENDITURES COMPONENT UNIT

#### WORKFORCE SOLUTIONS NORTH TEXAS BOARD

YEAR ENDED SEPTEMBER 30, 2021

<b>NRPC Grant Number</b>	<b>899</b>
Contract Number - 0321CAA001	
Contract Name - Workforce Child Care CAA	
Contract Period - October 1, 2020 to November 30, 2021	
Revenues:	
Federal	\$ 9,048
State	-
Other	-
	-
Total revenues	\$ 9,048
Expenditures:	
Management fee	\$ -
Travel	-
Board travel	-
Telephone	-
Office rental	-
Equipment	-
Repairs and maintenance	-
Postage	-
Advertising	-
Special supplies	-
Professional dues/services	-
Personnel cost - LWFB	-
Accounting/audit fees	-
Subcontractors	9,048
Training costs	-
Miscellaneous	-
	-
Total expenditures	\$ 9,048

	September 30,			Cumulative
	2019	2020	2021	
Cost categories:				
Administration	\$ -	\$ -	\$ -	\$ -
Program services	-	-	9,048	9,048
	-	-	9,048	9,048
	\$ -	\$ -	\$ 9,048	\$ 9,048

## NORTEX REGIONAL PLANNING COMMISSION

### STATEMENT OF REVENUES AND EXPENDITURES COMPONENT UNIT WORKFORCE SOLUTIONS NORTH TEXAS BOARD YEAR ENDED SEPTEMBER 30, 2021

<b>NRPC Grant Number</b>	<b>900</b>
Contract Number - 0321VRS056	
Contract Name - Summer Earn and Learn (SEAL)	
Contract Period - February 1, 2021 to January 30, 2022	
Revenues:	
Federal	\$ -
State	-
Other	76,156
	76,156
Total revenues	\$ 76,156
Expenditures:	
Management fee	\$ 200
Travel	-
Board travel	-
Telephone	-
Office rental	-
Equipment	-
Repairs and maintenance	-
Postage	-
Advertising	-
Special supplies	-
Professional dues/services	62
Personnel cost - LWFB	1,241
Accounting/audit fees	-
Subcontractors	38,627
Training costs	-
Miscellaneous	-
	40,130
Total expenditures	\$ 40,130

	September 30,			Cumulative
	2019	2020	2021	
Cost categories:				
Administration	\$ -	\$ -	\$ 504	\$ 504
Program services	-	-	39,626	39,626
	\$ -	\$ -	\$ 40,130	\$ 40,130

## NORTEX REGIONAL PLANNING COMMISSION

### STATEMENT OF REVENUES AND EXPENDITURES COMPONENT UNIT WORKFORCE SOLUTIONS NORTH TEXAS BOARD YEAR ENDED SEPTEMBER 30, 2021

<b>NRPC Grant Number</b>	<b>911</b>
Contract Number - 0321WOS001	
Contract Name - Workforce - Military Family Support	
Contract Period - January 1, 2021 to December 31, 2021	
<b>Revenues:</b>	
Federal	\$ 41,591
State	-
Other	-
	-
<b>Total revenues</b>	<b>\$ 41,591</b>
<b>Expenditures:</b>	
Management fee	\$ 460
Travel	-
Board travel	-
Telephone	-
Office rental	-
Equipment	-
Repairs and maintenance	-
Postage	-
Advertising	-
Special supplies	-
Professional dues/services	119
Personnel cost - LWFB	2,260
Accounting/audit fees	-
Subcontractors	38,752
Training costs	-
Miscellaneous	-
	-
<b>Total expenditures</b>	<b>\$ 41,591</b>

	September 30,			Cumulative
	2019	2020	2021	
<b>Cost categories:</b>				
Administration	\$ -	\$ -	\$ 2,839	\$ 2,839
Program services	-	-	38,752	38,752
	-	-	41,591	41,591
	-	-	41,591	41,591

## NORTEX REGIONAL PLANNING COMMISSION

### STATEMENT OF REVENUES AND EXPENDITURES COMPONENT UNIT WORKFORCE SOLUTIONS NORTH TEXAS BOARD YEAR ENDED SEPTEMBER 30, 2021

<b>NRPC Grant Number</b>	<b>912</b>
Contract Number - 0321DON001	
Contract Name - Workforce - DON - Home Grant	
Contract Period - April 23, 2021 to April 30, 2022	
<b>Revenues:</b>	
Federal	\$ -
State	8,841
Other	-
	-
Total revenues	\$ 8,841
<b>Expenditures:</b>	
Management fee	\$ 125
Travel	-
Board travel	-
Telephone	-
Office rental	-
Equipment	-
Repairs and maintenance	-
Postage	-
Advertising	4,967
Special supplies	-
Professional dues/services	2,738
Personnel cost - LWFB	1,011
Accounting/audit fees	-
Subcontractors	-
Training costs	-
Miscellaneous	-
	-
Total expenditures	\$ 8,841

	September 30,			Cumulative
	2019	2020	2021	
<b>Cost categories:</b>				
Administration	\$ -	\$ -	\$ 125	\$ 125
Program services	-	-	8,716	8,716
	-	-	8,841	8,841
	-	-	8,841	8,841

**NORTEX REGIONAL PLANNING COMMISSION**

**STATEMENT OF REVENUES AND EXPENDITURES  
 COMPONENT UNIT  
 WORKFORCE SOLUTIONS NORTH TEXAS BOARD  
 YEAR ENDED SEPTEMBER 30, 2021**

<b>NRPC Grant Number</b>	<b>913</b>
Contract Number - 0321WOA001	
Contract Name - Workforce - Adult	
Contract Period - July 1, 2021 to June 30, 2023	
Revenues:	
Federal	\$ 9,148
State	-
Other	-
	<hr/>
Total revenues	<u><u>\$ 9,148</u></u>
Expenditures:	
Management fee	\$ 282
Travel	1
Board travel	-
Telephone	(55)
Office rental	88
Equipment	-
Repairs and maintenance	30
Postage	-
Advertising	92
Special supplies	17
Professional dues/services	1,746
Personnel cost - LWFB	6,912
Accounting/audit fees	-
Subcontractors	599
Training costs	-
Miscellaneous	(564)
	<hr/>
Total expenditures	<u><u>\$ 9,148</u></u>

Cost categories:	September 30,			Cumulative
	2019	2020	2021	
Administration	\$ -	\$ -	\$ 11,206	\$ 11,206
Program services	-	-	(2,058)	(2,058)
	<hr/>	<hr/>	<hr/>	<hr/>
	<u><u>\$ -</u></u>	<u><u>\$ -</u></u>	<u><u>\$ 9,148</u></u>	<u><u>\$ 9,148</u></u>

## NORTEX REGIONAL PLANNING COMMISSION

### STATEMENT OF REVENUES AND EXPENDITURES COMPONENT UNIT WORKFORCE SOLUTIONS NORTH TEXAS BOARD YEAR ENDED SEPTEMBER 30, 2021

<b>NRPC Grant Number</b>	<b>914</b>
Contract Number - 0321WOD001	
Contract Name - Workforce - Dislocated Worker	
Contract Period - July 1, 2021 to June 30, 2023	
Revenues:	
Federal	\$ 23,203
State	-
Other	-
	-
Total revenues	\$ 23,203
Expenditures:	
Management fee	\$ 600
Travel	3
Board travel	-
Telephone	(109)
Office rental	173
Equipment	-
Repairs and maintenance	58
Postage	-
Advertising	182
Special supplies	33
Professional dues/services	3,677
Personnel cost - LWFB	18,515
Accounting/audit fees	-
Subcontractors	1,182
Training costs	-
Miscellaneous	(1,111)
	(1,111)
Total expenditures	\$ 23,203

	September 30,			Cumulative
	2019	2020	2021	
Cost categories:				
Administration	\$ -	\$ -	\$ 27,266	\$ 27,266
Program services	-	-	(4,063)	(4,063)
	-	-	23,203	23,203
	\$ -	\$ -	\$ 23,203	\$ 23,203

**NORTEX REGIONAL PLANNING COMMISSION**

**STATEMENT OF REVENUES AND EXPENDITURES  
 COMPONENT UNIT  
 WORKFORCE SOLUTIONS NORTH TEXAS BOARD  
 YEAR ENDED SEPTEMBER 30, 2021**

<b>NRPC Grant Number</b>	<b>915</b>
Contract Number - 0321WOY001	
Contract Name - WIOA - Youth	
Contract Period - July 1, 2021 to June 30, 2023	
Revenues:	
Federal	\$ 12,253
State	-
Other	-
	<hr/>
Total revenues	<u><u>\$ 12,253</u></u>
Expenditures:	
Management fee	\$ -
Travel	4
Board travel	-
Telephone	(142)
Office rental	227
Equipment	-
Repairs and maintenance	76
Postage	-
Advertising	239
Special supplies	43
Professional dues/services	4,328
Personnel cost - LWFB	7,387
Accounting/audit fees	-
Subcontractors	1,551
Training costs	-
Miscellaneous	(1,460)
	<hr/>
Total expenditures	<u><u>\$ 12,253</u></u>

Cost categories:	September 30,			Cumulative
	2019	2020	2021	
Administration	\$ -	\$ -	\$ 17,584	\$ 17,584
Program services	-	-	(5,331)	(5,331)
	<hr/>	<hr/>	<hr/>	<hr/>
	<u><u>\$ -</u></u>	<u><u>\$ -</u></u>	<u><u>\$ 12,253</u></u>	<u><u>\$ 12,253</u></u>

## NORTEX REGIONAL PLANNING COMMISSION

### STATEMENT OF REVENUES AND EXPENDITURES COMPONENT UNIT WORKFORCE SOLUTIONS NORTH TEXAS BOARD YEAR ENDED SEPTEMBER 30, 2021

**NRPC Grant Number** **916**  
 Contract Number - 0321WOR001  
 Contract Name - Workforce WOR  
 Contract Period - July 1, 2021 to June 30, 2022

Revenues:		
Federal	\$	799
State		-
Other		-
		-
Total revenues	\$	799

Expenditures:		
Management fee	\$	-
Travel		-
Board travel		-
Telephone		-
Office rental		-
Equipment		-
Repairs and maintenance		-
Postage		-
Advertising		-
Special supplies		-
Professional dues/services		25
Personnel cost - LWFB		502
Accounting/audit fees		-
Subcontractors		272
Training costs		-
Miscellaneous		-
		-
Total expenditures	\$	799

Cost categories:	September 30,			Cumulative
	2019	2020	2021	
Administration	\$ -	\$ -	\$ -	\$ -
Program services	-	-	799	799
	\$ -	\$ -	\$ 799	\$ 799

**NORTEX REGIONAL PLANNING COMMISSION**

**STATEMENT OF REVENUES AND EXPENDITURES  
 COMPONENT UNIT  
 WORKFORCE SOLUTIONS NORTH TEXAS BOARD  
 YEAR ENDED SEPTEMBER 30, 2021**

<b>NRPC Grant Number</b>	<b>917</b>
Contract Number - 0321COL001	
Contract Name - Ongoing and Shared Costs - VR	
Contract Period - September 1, 2021 to October 31, 2022	
Revenues:	
Federal	\$ -
State	-
Other	2,330
	<hr/>
Total revenues	\$ 2,330
	<hr/> <hr/>
Expenditures:	
Management fee	\$ -
Travel	-
Board travel	-
Telephone	1,802
Office rental	331
Equipment	108
Repairs and maintenance	-
Postage	-
Advertising	-
Special supplies	-
Professional dues/services	-
Personnel cost - LWFB	-
Accounting/audit fees	-
Subcontractors	89
Training costs	-
Miscellaneous	-
	<hr/>
Total expenditures	\$ 2,330
	<hr/> <hr/>

	September 30,			
	2019	2020	2021	Cumulative
Cost categories:				
Administration	\$ -	\$ -	\$ -	\$ -
Program services	-	-	2,330	2,330
	<hr/>	<hr/>	<hr/>	<hr/>
	\$ -	\$ -	\$ 2,330	\$ 2,330
	<hr/> <hr/>	<hr/> <hr/>	<hr/> <hr/>	<hr/> <hr/>

## NORTEX REGIONAL PLANNING COMMISSION

### STATEMENT OF REVENUES AND EXPENDITURES COMPONENT UNIT WORKFORCE SOLUTIONS NORTH TEXAS BOARD YEAR ENDED SEPTEMBER 30, 2021

<b>NRPC Grant Number</b>	<b>918</b>
Contract Number - 0322CCP001	
Contract Name - Child Care - DFPS	
Contract Period - September 1, 2021 to December 31, 2022	
Revenues:	
Federal	\$ -
State	48,283
Other	-
	-
Total revenues	\$ 48,283
Expenditures:	
Management fee	\$ 524
Travel	-
Board travel	-
Telephone	-
Office rental	-
Equipment	-
Repairs and maintenance	-
Postage	-
Advertising	-
Special supplies	-
Professional dues/services	71
Personnel cost - LWFB	1,411
Accounting/audit fees	-
Subcontractors	46,277
Training costs	-
Miscellaneous	-
	-
Total expenditures	\$ 48,283

	September 30,			Cumulative
	2019	2020	2021	
Cost categories:				
Administration	\$ -	\$ -	\$ 2,006	\$ 2,006
Program services	-	-	46,277	46,277
	-	-	48,283	48,283
	-	-	48,283	48,283

**NORTEX REGIONAL PLANNING COMMISSION**

**STATEMENT OF REVENUES AND EXPENDITURES  
 COMPONENT UNIT  
 WORKFORCE SOLUTIONS NORTH TEXAS BOARD  
 YEAR ENDED SEPTEMBER 30, 2021**

<b>NRPC Grant Number</b>	<b>919</b>
Contract Number - 0322CCF001	
Contract Name - Workforce Child Care CCF	
Contract Period - October 1, 2021 to December 31, 2022	
Revenues:	
Federal	\$ 718
State	-
Other	-
	<hr/>
Total revenues	<u><u>\$ 718</u></u>
Expenditures:	
Management fee	\$ -
Travel	-
Board travel	-
Telephone	(25)
Office rental	40
Equipment	-
Repairs and maintenance	14
Postage	-
Advertising	43
Special supplies	8
Professional dues/services	622
Personnel cost - LWFB	-
Accounting/audit fees	-
Subcontractors	276
Training costs	-
Miscellaneous	(260)
	<hr/>
Total expenditures	<u><u>\$ 718</u></u>

	September 30,			
	<u>2019</u>	<u>2020</u>	<u>2021</u>	<u>Cumulative</u>
Cost categories:				
Administration	\$ -	\$ -	\$ 1,668	\$ 1,668
Program services	-	-	(950)	(950)
	<hr/>	<hr/>	<hr/>	<hr/>
	<u><u>\$ -</u></u>	<u><u>\$ -</u></u>	<u><u>\$ 718</u></u>	<u><u>\$ 718</u></u>

**NORTEX REGIONAL PLANNING COMMISSION**

**STATEMENT OF REVENUES AND EXPENDITURES  
COMPONENT UNIT  
WORKFORCE SOLUTIONS NORTH TEXAS BOARD  
YEAR ENDED SEPTEMBER 30, 2021**

<b>NRPC Grant Number</b>	<b>920</b>
Miscellaneous	
Revenues:	
Federal	\$ -
State	-
Other	-
	<hr/>
Total revenues	<u><u>\$ -</u></u>
Expenditures:	
Management fee	\$ -
Travel	-
Board travel	-
Telephone	-
Office rental	-
Equipment	-
Repairs and maintenance	-
Postage	-
Advertising	-
Special supplies	-
Professional dues/services	-
Personnel cost - LWFB	-
Accounting/audit fees	-
Subcontractors	-
Training costs	-
Miscellaneous	3,988
	<hr/>
Total expenditures	<u><u>\$ 3,988</u></u>

	September 30,			
	<u>2019</u>	<u>2020</u>	<u>2021</u>	<u>Cumulative</u>
Cost categories:				
Administration	\$ -	\$ 3,328	\$ 3,988	\$ 7,316
Program services	-	-	-	-
	<hr/>	<hr/>	<hr/>	<hr/>
	<u><u>\$ -</u></u>	<u><u>\$ 3,328</u></u>	<u><u>\$ 3,988</u></u>	<u><u>\$ 7,316</u></u>

**NORTEX REGIONAL PLANNING COMMISSION**

**STATEMENT OF REVENUES AND EXPENDITURES  
 COMPONENT UNIT  
 WORKFORCE SOLUTIONS NORTH TEXAS BOARD  
 YEAR ENDED SEPTEMBER 30, 2021**

<b>NRPC Grant Number</b>	<b>1003</b>
Contract Number - 0322TAF001	
Contract Name - Workforce TANF	
Contract Period - October 1, 2021 to October 31, 2022	
Revenues:	
Federal	\$ 5,361
State	-
Other	-
	<hr/>
Total revenues	<u><u>\$ 5,361</u></u>
Expenditures:	
Management fee	\$ -
Travel	5
Board travel	-
Telephone	(190)
Office rental	302
Equipment	-
Repairs and maintenance	102
Postage	-
Advertising	319
Special supplies	57
Professional dues/services	4,646
Personnel cost - LWFB	-
Accounting/audit fees	-
Subcontractors	2,063
Training costs	-
Miscellaneous	(1,943)
	<hr/>
Total expenditures	<u><u>\$ 5,361</u></u>

	September 30,			
	<u>2019</u>	<u>2020</u>	<u>2021</u>	<u>Cumulative</u>
Cost categories:				
Administration	\$ -	\$ -	\$ 12,460	\$ 12,460
Program services	-	-	(7,099)	(7,099)
	<hr/>	<hr/>	<hr/>	<hr/>
	<u><u>\$ -</u></u>	<u><u>\$ -</u></u>	<u><u>\$ 5,361</u></u>	<u><u>\$ 5,361</u></u>

**NORTEX REGIONAL PLANNING COMMISSION**

**STATEMENT OF REVENUES AND EXPENDITURES  
COMPONENT UNIT  
WORKFORCE SOLUTIONS NORTH TEXAS BOARD  
YEAR ENDED SEPTEMBER 30, 2021**

Exhibit B-13 contracts combined:

Revenues:

Federal	\$ 8,514,888
State	1,301,145
Other	<u>347,322</u>
Total revenues	<u>\$ 10,163,355</u>

Expenditures:

Management fee	89,765
Travel	2,311
Board travel	1,068
Telephone	68,839
Office rental	173,934
Equipment	46,482
Repairs and maintenance	42,131
Postage	287
Advertising	12,490
Special supplies	14,037
Professional dues/services	88,455
Personnel cost - LWFB	639,781
Accounting/audit fees	18,825
Subcontractors	8,701,632
Training costs	91,666
Miscellaneous	<u>32,361</u>
Total expenditures	<u>10,024,064</u>

Plus current year depreciation expense 25,817

Total expenses per Exhibit A-2 \$ 10,049,881

## ***SUPPORTING SCHEDULES***

## NORTEX REGIONAL PLANNING COMMISSION

### SCHEDULE OF INDIRECT COSTS YEAR ENDED SEPTEMBER 30, 2021

	Approved Allocation Plan	Actual
Indirect salaries	\$ 56,766	\$ 56,020
Released time and fringe benefits	39,252	35,477
Total indirect salary cost	<u>96,018</u>	<u>91,497</u>
Office space	10,152	11,567
Telephone	2,000	3,161
Consumable supplies	13,000	11,991
Equipment	1,500	-
Printing, publications	1,500	449
Staff travel	5,000	1,105
Board travel	1,000	586
Insurance and bonding	2,500	2,086
Professional dues	10,000	11,091
Postage	1,500	2,427
Machine repairs	13,500	13,500
Professional services	500	4,218
Subscriptions	1,000	662
Advertising	1,000	-
Total (A)	<u>\$ 160,170</u>	<u>\$ 154,340</u>
Total salaries and fringe benefits	\$ 1,836,958	\$ 1,585,908
Less indirect salaries and fringe benefits	<u>(96,018)</u>	<u>(91,497)</u>
Total (B)	<u>\$ 1,740,940</u>	<u>\$ 1,494,411</u>
Indirect cost ratio (A)/(B)	<u>9.20%</u>	<u>10.33%</u>

#### Indirect Cost Allocation Plan

Nortex Regional Planning Commission annually submits an indirect cost allocation plan to its state coordinating agency, the Texas Workforce Commission, for approval. The plan for fiscal year 2020-21 was approved and implemented for this period. The plan provides guidance in allocating both indirect and fringe benefit costs during this audited year. The basis for allocating indirect costs is total salaries and fringe benefits, less indirect salaries and fringe benefits. The basis for allocating fringe benefits is gross salaries less released time.

## NORTEX REGIONAL PLANNING COMMISSION

### SCHEDULE OF RELEASED TIME AND FRINGE BENEFITS YEAR ENDED SEPTEMBER 30, 2021

	Approved Allocation Plan	Actual
Released time:		
Vacations	\$ 71,382	\$ 71,289
Sick leave	28,648	27,462
Holidays	57,297	50,513
Citizenship leave	1,432	609
Emergency leave	1,432	3,523
	160,191	153,396
Subtotal		
Fringe benefits:		
Social security taxes	96,542	81,924
Group health insurance	406,218	321,638
Retirement	75,720	40,640
State unemployment compensation	4,608	9,722
Workers' compensation	7,668	5,341
	590,756	459,265
Subtotal		
Total	\$ 750,947	\$ 612,661
Gross salaries	\$ 1,246,200	\$ 1,120,837
Less - released time (A)	(160,191)	(153,396)
Chargeable salaries	\$ 1,086,009	\$ 967,441
Fringe benefit ratio	69.15%	63.33%

(A) Released time without vacation accrual.

***FEDERAL AND STATE  
FINANCIAL ASSISTANCE SECTION***

## NORTEX REGIONAL PLANNING COMMISSION

Schedule of Expenditures of Federal and State Awards  
Year Ended September 30, 2021

Federal Grantor/Flow-Through Grantor/Program Title	Federal Assistance Listing Number	Flow-through Grantor's Number	NRPC Grant Number	Program Expenditures	Pass Through
<b>U.S. Department of Agriculture</b>					
Passed through Texas Workforce Commission:					
Workforce Food Stamp E&T	10.561	0321SNE001	889	\$ 165,792	\$ 153,099
Total U.S. Department of Agriculture				<u>165,792</u>	<u>153,099</u>
<b>U.S. Department of Commerce</b>					
Passed through Economic Development Administration:					
Economic Planning Grant	11.302	ED18AUS3020011	305	15,550	-
Economic Planning Grant	11.302	ED21AUS3020007	308	19,213	360
Total Assistance Listing #11.302				<u>34,763</u>	<u>360</u>
Economic Planning Grant - Agriculture	11.303	ED19AUS3030023	306	3,188	-
COVID-19 - Economic Adjustment Assistance	11.307	ED20AUS3070024	307	51,769	-
Total U.S. Department of Commerce				<u>89,720</u>	<u>360</u>
<b>U.S. Department of Housing and Urban Development</b>					
Passed through Texas Office of Rural Community Affairs:					
Texas Community Development Program	14.228	C719206	026	491	-
Total passed through Texas Office of Rural Community Affairs				<u>491</u>	<u>-</u>
Passed through Texas Office of Housing and Community Affairs:					
COVID-19 - Emergency Solutions Grant - CARES I	14.231	43206240061	107	62,096	25,410
Emergency Solutions Grant	14.231	42206240042	109	74,805	51,213
COVID-19 - Emergency Solutions Grant - CARES II	14.231	44206240044	110	50,628	16,754
Total Assistance Listing #14.231				<u>187,529</u>	<u>93,377</u>
Direct Programs:					
Homeless Services - Base Grant	14.235	TX0331L6T241806	105	9,468	9,468
Homeless Services - Base Grant	14.235	TX0331L6T241806	108	132,912	132,912
Total Assistance Listing #14.235				<u>142,380</u>	<u>142,380</u>
Homeless Services - Planning Grant	14.267	TX0536L6T241800	106	405	-
Total direct programs				<u>142,785</u>	<u>142,380</u>
Passed through Brazos Valley Council of Governments:					
COVID-19 - HIV/Aids Program - HOPWA	14.241	5607/3-564-02C	468	(365)	(365)
HIV/Aids Program - HOPWA	14.241	5607/3-564-02	471	78,023	43,503
HIV/Aids Program - HOPWA	14.241	5607/4-564-01	475	9,925	8,147
Total Assistance Listing #14.241				<u>87,583</u>	<u>51,285</u>
Total U.S. Department of Housing and Urban Development				<u>418,388</u>	<u>287,042</u>
<b>U.S. Department of Labor</b>					
Passed through Texas Workforce Commission:					
Workforce Employer Services	17.207	0320WPA001	868	16,723	-
Workforce WCI	17.207	0320WCI001	873	2,850	5,275
Workforce WCI	17.207	0321WCI001	895	3,461	3,461
Workforce Employer Services	17.207	0321WPA001	896	28,464	14,122
Total Assistance Listing #17.207				<u>51,498</u>	<u>22,858</u>
Workforce REA	17.225	0320REA001	874	33,394	28,052
Workforce REA	17.225	0321REA001	892	105,137	101,959
Total Assistance Listing #17.225				<u>138,531</u>	<u>130,011</u>

## NORTEX REGIONAL PLANNING COMMISSION

### Schedule of Expenditures of Federal and State Awards

Year Ended September 30, 2021

Federal Grantor/Flow-Through Grantor/Program Title	Federal Assistance Listing Number	Flow-through Grantor's Number	NRPC Grant Number	Program Expenditures	Pass Through
<b>U.S. Department of Labor (Cont'd)</b>					
Passed through Texas Workforce Commission (Cont'd):					
WIOA Cluster:					
Workforce WCI	17.258	0319WCI000	851	4,130	4,130
Workforce WAF	17.258	0319WAF001	858	102,687	92,097
Workforce Investment Act - Adult	17.258	0319WOA001	859	149,644	101,883
Workforce Investment Act - Adult	17.258	0320WOA001	881	205,706	135,741
Workforce WOS	17.258	0321WOS001	911	41,591	38,752
Workforce Investment Act - Adult	17.258	0321WOA001	913	9,148	-
Total Assistance Listing #17.258				<u>512,906</u>	<u>372,603</u>
Workforce Investment Act - Youth	17.259	0319WOY001	861	227,302	194,157
Workforce Investment Act - Youth	17.259	0320WOY001	883	182,367	119,656
Workforce Investment Act - Youth	17.259	0321WOY001	915	12,253	-
Total Assistance Listing #17.259				<u>421,922</u>	<u>313,813</u>
Workforce Investment Act - Dislocated Worker	17.278	0318WOD000	840	(150)	-
Workforce Investment Act - Dislocated Worker	17.278	0319WOD001	860	340,201	267,400
Workforce WOO	17.278	0320WOO001	867	(1)	-
Workforce WOS	17.278	0320WOS001	875	31,460	26,375
Workforce Investment Act - Dislocated Worker	17.278	0320WOD001	882	363,300	243,101
Workforce WOR	17.278	0320WOR001	884	34,259	20,841
Workforce WOO	17.278	0321WOO001	893	4,249	-
Workforce Investment Act - Dislocated Worker	17.278	0321WOD001	914	23,203	-
Workforce WOR	17.278	0321WOR001	916	799	272
Total Assistance Listing #17.278				<u>797,320</u>	<u>557,989</u>
Total WIOA Cluster				<u>1,732,148</u>	<u>1,244,405</u>
Total Texas Workforce Commission				<u>1,922,177</u>	<u>1,397,274</u>
Passed through Texas Veterans Commission:					
Veterans Employment Services	17.801	0321TVC001	897	13,965	3,329
Total passed through Texas Veterans Commission				<u>13,965</u>	<u>3,329</u>
Total U.S. Department of Labor				<u>1,936,142</u>	<u>1,400,603</u>
<b>U.S. Department of Transportation</b>					
Passed through Texas Department of Transportation:					
Transportation Section Lead Agency	20.505	RCTP-2020-NRPC-00018	088	86,481	68,600
Total U.S. Department of Transportation				<u>86,481</u>	<u>68,600</u>
<b>U.S. Department of Health and Human Services</b>					
Passed through Texas Health and Human Services Commission:					
Title VII, Chapter 3 - Prevention of Elder Abuse, Neglect and Exploitation	93.041	HHS000874100019	258	2,569	2,569
Title VII, Chapter 2 - Long-Term Care Ombudsman Services for Older Individuals	93.042	HHS000874100019	258	45,580	-
Title III, Part D - Disease Prevention and Health Promotion Services	93.043	HHS000874100019	258	11,864	10,646
Aging Cluster:					
Title III, Part B - Grants for Supportive Services and Senior Centers	93.044	HHS000874100019	258	318,501	185,334

## NORTEX REGIONAL PLANNING COMMISSION

### Schedule of Expenditures of Federal and State Awards

Year Ended September 30, 2021

Federal Grantor/Flow-Through Grantor/Program Title	Federal Assistance Listing Number	Flow-through Grantor's Number	NRPC Grant Number	Program Expenditures	Pass Through
<b>U.S. Department of Health and Human Services (Cont'd.)</b>					
Passed through Texas Health and Human Services Commission (Cont'd.):					
Aging Cluster (Cont'd.):					
Title III, Part C1 - Nutrition Services	93.045	HHS000874100019	258	215,726	143,820
Title III, Part C2 - Nutrition Services	93.045	HHS000874100019	258	620,205	576,581
Total Assistance Listing #93.045				<u>835,931</u>	<u>720,401</u>
Nutrition Services Incentive Program	93.053	HHS000874100019	258	186,818	186,818
Total Aging Cluster				<u>1,341,250</u>	<u>1,092,553</u>
ADRC - Basic Disaster	93.048	HHS000270200008	256	8,798	-
Title III, Part E - National Family Caregiver Support Program	93.052	HHS000874100019	258	116,732	52,178
Aging MIPPA	93.071	HHS000270200008	256	4,658	-
Aging MIPPA	93.071	HHS000874100019	258	9,868	-
Aging MIPPA	93.071	HHS000270200008	260	942	-
Total Assistance Listing #93.071				<u>15,468</u>	<u>-</u>
State Health Insurance Assistance Program	93.324	HHS000874100019	258	69,964	-
ADRC - Basic HN and LCA	93.791	HHS000270200008	256	13,653	-
ADRC - Basic HN and LCA	93.791	HHS000270200008	260	1,331	-
Total Assistance Listing #93.791				<u>14,984</u>	<u>-</u>
Total Texas Health and Human Services Commission				<u>1,627,209</u>	<u>1,157,946</u>
Passed through Texas Workforce Commission:					
Workforce TANF	93.558	0319TAF000	848	7,168	7,168
Workforce TANF	93.558	0320TAF001	865	63,803	42,624
Workforce Employment Services	93.558	0320WPA001	868	25,199	22,209
Workforce WCI	93.558	0320WCI001	873	41,541	41,541
Workforce TANF	93.558	0321TAF001	888	482,614	435,177
Workforce WCI	93.558	0321WCI001	895	25,000	25,000
Workforce Employment Services	93.558	0321WPA001	896	1,498	-
Workforce TANF	93.558	0322TAF001	1003	5,361	-
Total Assistance Listing #93.558				<u>652,184</u>	<u>573,719</u>
CCDF Cluster:					
Workforce Child Care CCF	93.575	0320CCF001	863	322,208	322,208
Workforce Child Care CAA	93.575	0320CAA001	866	1,833	-
Workforce CCQ	93.575	0320CCQ001	872	163,785	163,785
Workforce CCQ	93.575	0321CCQ001	890	257,433	257,433
Workforce Child Care CCF	93.575	0321CCF001	891	3,312,154	3,312,154
Workforce Child Care CAA	93.575	0321CAA001	899	9,048	-
Workforce Child Care CCF	93.575	0322CCF001	919	718	-
Workforce Child Care CCF	93.596	0320CCF001	863	32,556	32,556
Workforce Child Care CCF	93.596	0320CCF001	863	53,101	53,101
Workforce Child Care CCM	93.596	0320CCM001	876	512,129	512,129
Workforce Child Care CCM	93.596	0321CCM001	885	263,348	263,348
Workforce Child Care CCF	93.596	0321CCF001	891	12,014	12,014
Workforce Child Care CCF	93.596	0321CCF001	891	359,486	41,294
Total CCDF Cluster				<u>5,299,813</u>	<u>4,970,022</u>

## NORTEX REGIONAL PLANNING COMMISSION

Schedule of Expenditures of Federal and State Awards  
Year Ended September 30, 2021

Federal Grantor/Flow-Through Grantor/Program Title	Federal Assistance Listing Number	Flow-through Grantor's Number	NRPC Grant Number	Program Expenditures	Pass Through
<b>U.S. Department of Health and Human Services (Cont'd.)</b>					
Passed through Texas Workforce Commission (Cont'd.):					
Workforce Child Care CCF	93.667	0320CCF001	863	1,088	1,088
Workforce Child Care CCF	93.667	0321CCF001	891	459,869	459,869
Total Assistance Listing #93.667				<u>460,957</u>	<u>460,957</u>
Total Texas Workforce Commission				<u>6,412,954</u>	<u>6,004,698</u>
Passed through Brazos Valley Council of Governments:					
HIV/Aids Program - Part B	93.917	5608/3-564-06	444	50,975	29,455
COVID-19 - HIV/Aids Program - Part B	93.917	5608/3-564-02C	469	15,823	(61)
HIV/Aids Program - Part B	93.917	5608/4-564-02	473	62,926	51,148
Total Brazos Valley Council of Governments				<u>129,724</u>	<u>80,542</u>
Total U.S. Department of Health and Human Services				<u>8,169,887</u>	<u>7,243,186</u>
<b>Corporation for National and Community Services</b>					
Direct Program:					
Retired and Senior Volunteer Program	94.002	19SRWTX001	252	20,152	-
Retired and Senior Volunteer Program	94.002	HHS000871100035	257	12,417	-
Retired and Senior Volunteer Program	94.002	19SRWTX001	259	8,355	-
Total Assistance Listing #94.002				<u>40,924</u>	<u>-</u>
<b>U.S. Department of Homeland Security</b>					
Passed through Texas Department of Public Safety:					
Emergency Planning - Migration Planning	97.039	DR-4269	836	(9,463)	-
Emergency Planning	97.067	2942205	905	683	-
Emergency Planning - Hardeman County	97.067	4358101	909	4,282	-
Emergency Planning	97.067	2942206	910	103,068	-
Emergency Planning	97.067	2942207	979	17	-
Total Assistance Listing #97.067				<u>108,050</u>	<u>-</u>
Total U.S. Department of Homeland Security				<u>98,587</u>	<u>-</u>
Total Federal Awards				<u>11,005,921</u>	<u>9,152,890</u>
<b>Commission on State Emergency Communications</b>					
9-1-1 Planning	N/A	N/A	940	796,468	757,992
9-1-1 Planning	N/A	N/A	941	147,393	135,107
9-1-1 Planning	N/A	N/A	942	546,957	282,411
9-1-1 Planning	N/A	N/A	943	33,487	30,203
Total Commission on State Emergency Communications				<u>1,524,305</u>	<u>1,205,713</u>
<b>Office of the Governor - Criminal Justice Division</b>					
Law Enforcement Training	N/A	1427617	180	92,798	-
Law Enforcement Training	N/A	1427618	183	1,044	-
Total Office of the Governor - Criminal Justice Division				<u>93,842</u>	<u>-</u>
<b>Texas Commission on Environmental Quality</b>					
Solid Waste Planning	N/A	582-20-10217	470	81,022	35,000
Solid Waste Planning	N/A	582-22-30121	490	(206)	-
Total Texas Commission on Environmental Quality				<u>80,816</u>	<u>35,000</u>

## NORTEX REGIONAL PLANNING COMMISSION

### Schedule of Expenditures of Federal and State Awards

Year Ended September 30, 2021

Federal Grantor/Flow-Through Grantor/Program Title	Federal Assistance Listing Number	Flow-through Grantor's Number	NRPC Grant Number	Program Expenditures	Pass Through
<b>Texas Health and Human Services Commission</b>					
Direct Programs:					
ADRC - Basic	N/A	HHS000270200008	256	45,029	1,811
ADRC - Basic	N/A	HHS000270200008	260	6,189	-
Aging Older Americans Act - Title III, Part B	N/A	HHS000874100019	258	130,758	55,935
Total direct programs				<u>181,976</u>	<u>57,746</u>
Passed through Brazos Valley Council of Governments:					
HIV/Aids Program - State Services	N/A	5609/3-564-02	443	255	255
HIV/Aids Program - State R	N/A	5608/SR2-564-01	445	57,734	28,489
HIV/Aids Program - State Services	N/A	5609/4-564-02	472	59,047	48,626
HIV/Aids Program - State R	N/A	5608/SR3-564-01	474	80,387	45,717
HIV/Aids Program - State Services	N/A	5609/5-564-02	476	5,199	3,635
Total Brazos Valley Council of Governments				<u>202,622</u>	<u>126,722</u>
Total Texas Health and Human Services Commission				<u>384,598</u>	<u>184,468</u>
<b>Texas Department of Emergency Management</b>					
SERI	N/A	4045901	908	114,858	114,858
Total Texas Department of Emergency Management				<u>114,858</u>	<u>114,858</u>
<b>Texas Workforce Commission</b>					
Child Care Cluster:					
Workforce CCP	N/A	0320CCP001	862	3,707	-
Workforce CCP	N/A	0321CCP001	886	522,267	498,455
Workforce CCP	N/A	0322CCP001	918	48,283	46,278
Workforce Child Care CCF	N/A	0320CCF001	863	36,534	22,649
Workforce Child Care CCF	N/A	0321CCF001	891	449,912	449,912
Total Child Care Cluster				<u>1,060,703</u>	<u>1,017,294</u>
Workforce WCI	N/A	0321WCI001	895	2,000	-
Workforce Food Stamp E & T	N/A	0321SNE001	889	25,225	-
Workforce Home Grant	N/A	0321DON001	912	8,841	-
Workforce Skills Development	N/A	0320COS001	879	100,273	-
TANF Cluster:					
Workforce TANF	N/A	0319TAF000	848	964	964
Workforce TANF	N/A	0320TAF001	865	11,833	-
Workforce TANF	N/A	0321TAF001	888	91,306	-
Total TANF Cluster				<u>104,103</u>	<u>964</u>
Total Texas Workforce Commission				<u>1,301,145</u>	<u>1,018,258</u>
Total State Awards				<u>3,499,564</u>	<u>2,558,297</u>
Total Federal and State Awards				<u>\$14,505,485</u>	<u>\$11,711,187</u>

# NORTEX REGIONAL PLANNING COMMISSION

## NOTES TO SCHEDULE OF EXPENDITURES OF FEDERAL AND STATE AWARDS FOR THE YEAR ENDED SEPTEMBER 30, 2021

### NOTE 1 - GENERAL

The accompanying Schedule of Expenditures of Federal and State Awards presents the activity of all federal and state award programs of Nortex Regional Planning Commission. The Commission's reporting entity is defined in Note 1A to the Commission's basic financial statements. Federal and state awards received directly from federal and state agencies, as well as federal awards passed through state agencies, are included on the schedule.

### NOTE 2 - BASIS OF ACCOUNTING

The accompanying Schedule of Expenditures of Federal and State Awards is presented using the modified accrual basis of accounting, which is described in Note 1C to the Commission's basic financial statements. The information in this schedule is presented in accordance with the requirements of Title 2 U.S. *Code of Federal Regulations* Part 200, *Uniform Administrative Requirements, Cost Principles, and Audit Requirements for Federal Awards*.

### NOTE 3 - FEDERAL AND STATE ASSISTANCE RECONCILIATION

Operating grants and contributions – Component Unit Per Statement of Activities	\$10,163,355
Intergovernmental grants and contracts per Statement of Revenues, Expenditures and Changes in Fund Balances – Governmental Funds	4,775,389
Less amounts earned on Performance Contracts by Nortex Regional Planning Commission	( 85,937)
Less amounts earned on Performance Contracts by Component Unit	<u>( 347,322)</u>
Total federal and state award expenditures per Schedule of Expenditures of Federal and State Awards	<u>\$14,505,485</u>

### NOTE 4 - DE MINIMIS

The Commission did not elect to use the 10% de minimis indirect cost rate.



## EDGIN, PARKMAN, FLEMING & FLEMING, PC

CERTIFIED PUBLIC ACCOUNTANTS

1401 HOLLIDAY ST., SUITE 216 • P.O. Box 750  
WICHITA FALLS, TEXAS 76307-0750  
PH. (940) 766-5550 • FAX (940) 766-5778

MICHAEL D. EDGIN, CPA  
DAVID L. PARKMAN, CPA  
A. PAUL FLEMING, CPA

### Independent Auditor's Report on Internal Control Over Financial Reporting and on Compliance and Other Matters Based on an Audit of Financial Statements Performed In Accordance With Government Auditing Standards

Executive Committee  
Nortex Regional Planning Commission  
Wichita Falls, Texas

We have audited, in accordance with the auditing standards generally accepted in the United States of America and the standards applicable to financial audits contained in *Government Auditing Standards* issued by the Comptroller General of the United States, the financial statements of the governmental activities, the aggregate discretely presented component unit, each major fund, and the aggregate remaining fund information of Nortex Regional Planning Commission, as of and for the year ended September 30, 2021, and the related notes to the financial statements, which collectively comprise Nortex Regional Planning Commission's basic financial statements, and have issued our report thereon dated June 10, 2022.

#### **Internal Control Over Financial Reporting**

In planning and performing our audit of the financial statements, we considered Nortex Regional Planning Commission's internal control over financial reporting (internal control) to determine the audit procedures that are appropriate in the circumstances for the purpose of expressing our opinions on the financial statements, but not for the purpose of expressing an opinion on the effectiveness of the Commission's internal control. Accordingly, we do not express an opinion on the effectiveness of Nortex Regional Planning Commission's internal control.

*A deficiency in internal control* exists when the design or operation of a control does not allow management or employees, in the normal course of performing their assigned functions, to prevent, or detect and correct misstatements on a timely basis. A *material weakness* is a deficiency, or combination of deficiencies, in internal control such that there is a reasonable possibility that a material misstatement of the entity's financial statements will not be prevented, or detected and corrected on a timely basis. A *significant deficiency* is a deficiency, or a combination of deficiencies, in internal control that is less severe than a material weakness, yet important enough to merit attention by those charged with governance.

Our consideration of internal control over financial reporting was for the limited purpose described in the first paragraph of this section and was not designed to identify all deficiencies in internal control over financial reporting that might be material weaknesses or significant deficiencies. Given these limitations, during our audit we did not identify any deficiencies in internal control that we consider to be material weaknesses. However, material weaknesses may exist that have not been identified.

## **Compliance and Other Matters**

As part of obtaining reasonable assurance about whether Nortex Regional Planning Commission's financial statements are free from material misstatement, we performed tests of its compliance with certain provisions of laws, regulations, contracts, and grant agreements, noncompliance with which could have a direct and material effect on the determination of financial statement amounts. However, providing an opinion on compliance with those provisions was not an objective of our audit and, accordingly, we do not express such an opinion. The results of our tests disclosed no instances of noncompliance or other matters that are required to be reported under *Government Auditing Standards*.

## **Purpose of this Report**

The purpose of this report is solely to describe the scope of our testing of internal control and compliance and the results of that testing, and not to provide an opinion on the effectiveness of the entity's internal control or on compliance. This report is an integral part of an audit performed in accordance with *Government Auditing Standards* in considering the entity's internal control and compliance. Accordingly, this communication is not suitable for any other purpose.

*Edgin, Parkman, Fleming & Fleming, PC*

EDGIN, PARKMAN, FLEMING & FLEMING, PC

Wichita Falls, Texas  
June 10, 2022



## EDGIN, PARKMAN, FLEMING & FLEMING, PC

CERTIFIED PUBLIC ACCOUNTANTS

1401 HOLLIDAY ST., SUITE 216 ▪ P.O. Box 750  
WICHITA FALLS, TEXAS 76307-0750  
PH. (940) 766-5550 ▪ FAX (940) 766-5778

MICHAEL D. EDGIN, CPA  
DAVID L. PARKMAN, CPA  
A. PAUL FLEMING, CPA

### Independent Auditor's Report on Compliance for Each Major Program and on Internal Control Over Compliance Required by the Uniform Guidance and the State of Texas Single Audit Circular

Executive Committee  
Nortex Regional Planning Commission  
Wichita Falls, Texas

#### **Report on Compliance for Each Major Federal and State Program**

We have audited Nortex Regional Planning Commission's compliance with the types of compliance requirements described in the *OMB Compliance Supplement* and the *State of Texas Single Audit Circular* that could have a direct and material effect on each of its major federal and state programs for the year ended September 30, 2021. Nortex Regional Planning Commission's major federal and state programs are identified in the summary of auditor's results section of the accompanying schedule of findings and questioned costs.

#### ***Management's Responsibility***

Management is responsible for compliance with the requirements of laws, regulations, contracts, and grants applicable to its federal programs.

#### ***Auditor's Responsibility***

Our responsibility is to express an opinion on compliance for each of Nortex Regional Planning Commission's major federal programs based on our audit of the types of compliance requirements referred to above. We conducted our audit of compliance in accordance with auditing standards generally accepted in the United States of America; the standards applicable for financial audits contained in *Government Auditing Standards*, issued by the Comptroller General of the United States; Title 2 U.S. Code of Federal Regulations Part 200, *Uniform Administrative Requirements, Cost Principles, and Audit Requirements for Federal Awards* (Uniform Guidance) and the State of Texas Single Audit Circular. Those standards, the Uniform Guidance and the State of Texas Single Audit Circular require that we plan and perform the audit to obtain reasonable assurance about whether noncompliance with the types of compliance requirements referred to above that could have a direct and material effect on a major federal or state program occurred. An audit includes examining, on a test basis, evidence about Nortex Regional Planning Commission's compliance with those requirements and performing such other procedures as we considered necessary in the circumstances.

We believe that our audit provides a reasonable basis for our opinion on compliance for each major federal program. However, our audit does not provide a legal determination on Nortex Regional Planning Commission's compliance.

### **Opinion on Each Major Federal Program**

In our opinion, Nortex Regional Planning Commission, complied, in all material respects, with the types of compliance requirements referred to above that could have a direct and material effect on each of its major federal and state programs for the year ended September 30, 2021.

### **Report on Internal Control Over Compliance**

Management of Nortex Regional Planning Commission is responsible for establishing and maintaining effective internal control over compliance with the types of compliance referred to above. In planning and performing our audit of compliance, we considered Nortex Regional Planning Commission's internal control over compliance with requirements that could have a direct and material effect on a major federal or state program to determine the auditing procedures that are appropriate in the circumstances for the purpose of expressing our opinion on compliance for each major federal and state program and to test and report on internal control over compliance in accordance with the Uniform Guidance and the State of Texas Single Audit Circular, but not for the purpose of expressing an opinion on the effectiveness of internal control over compliance. Accordingly, we do not express an opinion on the effectiveness of Nortex Regional Planning Commission's internal control over compliance.

*A deficiency in internal control over compliance* exists when the design or operation of a control over compliance does not allow management or employees, in the normal course of performing their assigned functions, to prevent, or detect and correct, noncompliance with a type of compliance requirement of a federal or state program on a timely basis. A *material weakness in internal control over compliance* is a deficiency, or combination of deficiencies, in internal control over compliance such that there is a reasonable possibility that material noncompliance with a type of compliance requirement of a federal or state program will not be prevented, or detected and corrected, on a timely basis. A *significant deficiency in internal control over compliance* is a deficiency, or a combination of deficiencies, in internal control over compliance with a type of compliance requirement of a federal program that is less severe than a material weakness in internal control over compliance, yet important enough to merit attention by those charged with governance.

Our consideration of internal control over compliance was for the limited purpose described in the first paragraph of this section and was not designed to identify all deficiencies in internal control over compliance that might be material weaknesses or significant deficiencies. We did not identify any deficiencies in internal control over compliance that we consider to be material weaknesses. However, material weaknesses may exist that have not been identified.

The purpose of this report on internal control over compliance is solely to describe the scope of our testing of internal control over compliance and the results of that testing based on the requirements of the Uniform Guidance and the State of Texas Single Audit Circular. Accordingly, this report is not suitable for any other purpose.

*Edgin, Parkman, Fleming & Fleming, PC*

EDGIN, PARKMAN, FLEMING & FLEMING, PC

Wichita Falls, Texas  
June 10, 2022

# NORTEX REGIONAL PLANNING COMMISSION

## SCHEDULE OF FINDINGS AND QUESTIONED COSTS FOR THE YEAR ENDED SEPTEMBER 30, 2021

A. Summary of Auditor's Results

1. Financial Statements

Type of auditor's report issued:	<u>Unmodified</u>	
Internal control over financial reporting:		
Material weakness(es) identified?	<input type="checkbox"/> Yes	<input checked="" type="checkbox"/> No
Significant deficiencies identified that are not considered to be material weaknesses?	<input type="checkbox"/> Yes	<input checked="" type="checkbox"/> None reported
Noncompliance material to the financial statements noted?	<input type="checkbox"/> Yes	<input checked="" type="checkbox"/> No

2. Federal and State Awards

Internal control over major programs:		
One or more material weaknesses identified?	<input type="checkbox"/> Yes	<input checked="" type="checkbox"/> No
One or more significant deficiencies identified that are not considered to be material weaknesses?	<input type="checkbox"/> Yes	<input checked="" type="checkbox"/> None reported
Type of auditor's report issued on compliance for major programs:	<u>Unmodified</u>	
Any audit findings disclosed that are required to be reported in accordance with CFR Section 200.516(a) and the State of Texas Single Audit Circular?	<input type="checkbox"/> Yes	<input checked="" type="checkbox"/> No

Identification of major programs:

Federal Programs:	
CCDF Cluster:	
Child Care and Development Block Grant	93.575
Child Care Mandatory and Matching Funds of the Child Care and Development Fund	93.596
State Program:	
CCDF Cluster	N/A – State

# NORTEX REGIONAL PLANNING COMMISSION

## SCHEDULE OF FINDINGS AND QUESTIONED COSTS (CONT'D.) FOR THE YEAR ENDED SEPTEMBER 30, 2021

### A. Summary of Auditor's Results (Cont'd.)

Dollar threshold used to distinguish between  
Type A and Type B federal programs: \$750,000

Dollar threshold used to distinguish between  
Type A and Type B state programs: \$300,000

Auditee qualified as low-risk auditee?  X  Yes   No

### B. Financial Statement Findings

Nortex Regional Planning Commission (Primary Government)

None

Workforce Solutions North Texas Board (Discretely Presented Component Unit)

None

### C. Federal/State Award Findings and Questioned Costs

Nortex Regional Planning Commission (Primary Government)

None

Workforce Solutions North Texas Board (Discretely Presented Component Unit)

None

# NORTEX REGIONAL PLANNING COMMISSION

## Audit Corrective Action Plan Year Ended September 30, 2021

Nortex Regional Planning Commission (Primary Government)

None

Workforce Solutions North Texas Board (Discretely Presented Component Unit)

None

# **NORTEX REGIONAL PLANNING COMMISSION**

## **Summary Schedule of Prior Audit Findings Year Ended September 30, 2021**

Nortex Regional Planning Commission had no prior year findings.

The Workforce Solutions North Texas Board had no prior year findings.

**Workforce Solutions North Texas**  
**Grant Spending Report**  
**Report date: As of 04/30/2022**

Acct Code	Grant Number	Workforce Program	Grant Period	Total			
				Total Grant Award	Total Grant Expended	Balance Remaining	% Remaining
33-878	3018VRS180	Paid Work Experience	04/01/19 - 09/30/23	\$ 225,000.00	\$ 30,242.66	\$ 194,757.34	87%
33-880	NT2020-1	PATH	01/01/20 - 03/31/23	\$ 90,000.00	\$ 33,228.36	\$ 56,771.64	63%
33-881	0320WOA001	WIOA - Adult	07/01/20 - 06/30/22	\$ 336,747.00	\$ 336,747.00	\$ -	0%
33-882	0320WOD001	WIOA - Dislocated Workers	07/01/20 - 06/30/22	\$ 583,641.00	\$ 583,208.31	\$ 432.69	0%
33-883	0320WOY001	WIOA - Youth	07/01/20 - 06/30/22	\$ 324,216.00	\$ 324,216.00	\$ 0.00	0%
33-893	0321WOO001	WOO - Additional Funding	10/01/20 - 09/30/22	\$ 34,333.00	\$ 5,346.59	\$ 28,986.41	84%
33-898	3018VRS142	Student Hire Ability Navigator	09/01/20 - 08/31/23	\$ 226,000.00	\$ 113,446.90	\$ 112,553.10	50%
33-900	3021VRS056	Summer Earn and Learn	02/01/21 - 01/31/22	\$ 80,000.00	\$ 41,149.63	\$ 38,850.37	49%
33-912	0321DON001	DON - Home Grant	04/23/21 - 10/31/22	\$ 50,000.00	\$ 36,526.69	\$ 13,473.31	27%
33-913	0321WOA001	WOA - Adult	07/01/21 - 06/30/23	\$ 338,322.00	\$ 183,595.35	\$ 154,726.65	46%
33-914	0321WOD001	WOD - Dislocated Workers	07/01/21 - 06/30/23	\$ 719,852.00	\$ 182,693.09	\$ 537,158.91	75%
33-915	0321WOY001	WOY - Youth	07/01/21 - 06/30/23	\$ 322,902.00	\$ 86,825.00	\$ 236,077.00	73%
33-916	0321WOR001	WIOA - Rapid Response	07/01/21 - 06/30/22	\$ 17,036.00	\$ 14,249.53	\$ 2,786.47	16%
33-917	0322COL001	Infrastructure Support Services - Ongoing	09/01/21 - 10/31/22	\$ 104,621.64	\$ 54,199.72	\$ 50,421.92	48%
33-918	0322CCP001	Protective Regulatory Services	09/01/21 - 12/31/22	\$ 628,600.00	\$ 417,457.93	\$ 211,142.07	34%
33-919	0322CCF001	Child Care - CCF	10/01/21 - 12/31/22	\$ 8,090,155.00	\$ 3,785,304.14	\$ 4,304,850.86	53%
33-1000	0322SNE001	SNAP E & T	10/01/21 - 09/30/22	\$ 238,755.00	\$ 122,521.70	\$ 116,233.30	49%
33-1001	0322CCM001	Child Care Local Match	10/01/21 - 12/31/22	\$ 588,350.00	\$ 67,606.64	\$ 520,743.36	89%
33-1002	0322CCX001	Service Industry Recovery SIR	10/01/21 - 03/31/23	\$ 3,236,383.00	\$ 92,191.37	\$ 3,144,191.63	97%
33-1003	0322TAF001	Temporary Assistance to Needy Families	10/01/21 - 10/31/22	\$ 951,177.00	\$ 375,714.01	\$ 575,462.99	61%
33-1004	0322WPA001	Wagner-Peyser Employment Service	10/01/21 - 12/31/22	\$ 29,593.00	\$ 15,614.48	\$ 13,978.52	47%
33-1005	0322WCI001	Workforce Commission Incentives	10/01/21 - 09/30/22	\$ 150,562.00	\$ 6,063.00	\$ 144,499.00	96%
33-1006	0322CCQ001	Child Care Quality	10/01/21 - 10/31/22	\$ 616,112.00	\$ 193,306.86	\$ 422,805.14	69%
33-1007	0322TVC001	Texas Veteran's Commission	10/01/21 - 09/30/22	\$ 16,200.00	\$ 7,552.68	\$ 8,647.32	53%
33-1008	0322REA001	Reemployment Services and Eligibility Assessment	10/01/21 - 9/30/22	\$ 122,440.00	\$ 46,971.03	\$ 75,468.97	62%
33-1009	0322WOO001	WOO - Additional Funding	10/01/21 - 09/30/22	\$ 3,134.00	\$ 295.11	\$ 2,838.89	91%
33-1010	0322TRA001	Trade Adjustment Act	10/01/21 - 12/31/22	\$ 10,000.00	\$ -	\$ 10,000.00	100%
33-1011	0322RAG001	Resource Administration Grant	09/01/21 - 09/30/22	\$ 6,346.00	\$ 3,602.98	\$ 2,743.02	43%
33-1012	0322WOS001	WOS- Military Family Support	01/01/22 - 12/31/22	\$ 69,576.00	\$ 22,977.37	\$ 46,598.63	67%
33-1013	0322BSA001	BSA - Board Service Awards	01/01/22 - 12/31/22	\$ 200,000.00	\$ 31,401.35	\$ 168,598.65	84%
33-1014	3022VRS028	Summer Earn and Learn	10/01/21 - 09/30/23	\$ 178,962.18	\$ 847.18	\$ 178,115.00	100%



**In the  
Court of Appeals  
Second Appellate District of Texas  
at Fort Worth**

No. 02-21-00135-CV

BIG BLUE PROPERTIES WF, LLC,  
Appellant

§ On Appeal from the 78th District Court

v.

§ of Wichita County (DC78-CV2020-0243)

WORKFORCE RESOURCE, INC., D/B/A  
WORKFORCE SOLUTIONS NORTH  
TEXAS A/K/A TEXAS WORKFORCE  
SOLUTIONS, Appellee

§ June 2, 2022

§ Memorandum Opinion by Justice Kerr

**JUDGMENT**

This court has considered the record on appeal in this case and holds that there was no error in the trial court's judgment. It is ordered that the trial court's judgment is affirmed.

It is further ordered that Appellant Big Blue Properties WF, LLC must pay all costs of this appeal.

SECOND DISTRICT COURT OF APPEALS

By \_\_\_/s/ Elizabeth Kerr\_\_\_\_\_

Justice Elizabeth Kerr

# May 2022

## Customers Served by County in May

Fund	Archer	Baylor	Clay	Cottle	Foard	Hardeman	Jack	Montague	Wichita	Wilbarger	Young	Other	Total	Oct 2021 May 2022
WIOA Youth	0	0	0	0	0	0	0	0	5	1	0	0	6	10
WIOA Adult	0	0	1	0	0	1	0	0	22	1	2	1	28	58
WIOA DW	0	0	0	0	0	0	0	0	7	1	1	1	10	24
ES	9	2	6	1	0	4	1	6	271	21	9	45	375	2,306
Vets	0	0	1	0	0	0	0	0	32	3	0	5	41	222
TAA	0	0	0	0	0	0	0	0	0	0	0	0	0	14
TANF/Choices	1	0	0	0	0	1	0	0	22	1	0	4	29	63
SNAP E&T	1	0	0	0	0	0	0	1	30	2	2	2	38	113
WIT ES	17	2	18	4	0	4	10	23	599	46	30	70	823	4,057
<b>Total</b>	<b>28</b>	<b>4</b>	<b>26</b>	<b>5</b>	<b>0</b>	<b>10</b>	<b>11</b>	<b>30</b>	<b>988</b>	<b>76</b>	<b>44</b>	<b>128</b>	<b>1350</b>	<b>6,867</b>

### WIT Entered Employment

70 Placements + 33 Went to work = 103 Total Entered Employment for May 2022

Employers Served	Total Services to Employers
<u>152</u>	<u>265</u>

### Job Order Report - by County

County	State	Country	Total Job Orders	Total Job Openings	Total Job Referrals
<a href="#">Archer County</a>	TX	US	21	114	2
<a href="#">Baylor County</a>	TX	US	6	6	0
<a href="#">Clay County</a>	TX	US	14	14	0
<a href="#">Foard County</a>	TX	US	1	1	0
<a href="#">Hardeman County</a>	TX	US	5	6	0
<a href="#">Jack County</a>	TX	US	2	2	0
<a href="#">Montague County</a>	TX	US	23	76	3
<a href="#">Wichita County</a>	TX	US	189	286	54
<a href="#">Wilbarger County</a>	TX	US	47	50	3
<a href="#">Young County</a>	TX	US	5	14	1
<b>County</b>	<b>State</b>	<b>Country</b>	<b>Total Job Orders</b>	<b>Total Job Openings</b>	<b>Total Job Referrals</b>
<b>Report Totals</b>			<b>349</b>	<b>643</b>	<b>64</b>

## Job Fair and Hiring Event Results

- **Archer County Job Fair**, May 18, Royal Theater in Archer City
  - 13 employers, 8 job seekers
- **Texas Department of Criminal Justice**, May 24, Workforce Solutions in Wichita Falls
  - 3 job seekers
- **Spherion**, May 25, Workforce Solutions in Wichita Falls
  - 4 job seekers (4 hired on-the-spot)
- **Durham School Services**, May 31, Workforce Solutions in Wichita Falls
  
- **Clay County Job Fair**, June 2, Former Wells Fargo Bank Building in Henrietta
  - 10 Job Seekers (1 Veteran)
- **Sevita**, June 3, Workforce Solutions in Wichita Falls

## Upcoming Events

CITY OF WICHITA FALLS & WORKFORCE SOLUTIONS NORTH TEXAS

**PARTNER UP FOR A**  
**COMMUNITY**  
**JOB FAIR**

WEDNESDAY  
**JULY**  
20TH

🕒 **1:00-4:00 PM**

📍 **MPEC**  
1000 5th St, WF, TX 76301

  
Blue Skies. Golden Opportunities.

  
A proud partner of the americanjobcenter network

WORKFORCE SOLUTIONS NORTH TEXAS IS AN EQUAL OPPORTUNITY EMPLOYER/PROGRAM. AUXILIARY AIDS AND SERVICES ARE AVAILABLE UPON REQUEST TO INDIVIDUALS WITH DISABILITIES. RELAY TEXAS: (800)735-2989 (TDD) OR (800)735-2988(VOICE) OR 711

Tower Extrusions  
**HIRING EVENT**

**June 17, 2022**

**10 am to 3 pm**

Workforce Solutions North Texas  
4309 Old Jacksboro Hwy., Ste. 300 | Entrance 3  
Wichita Falls, TX



# Save the Date

8<sup>th</sup> Annual Jobs Y'all Career Expo  
Region 9 Education Service Center  
Thursday, September 8, 2022



A proud partner of the [americanjobcenter](#) network

In the Community



Autumn Bardolf Fawcett, Military Family Support Liaison, at the Sheppard Start event on May 25, 2022.



Crystal Eason, Rural Services Liaison, at the Clay County job fair on June 2, 2022.

Staff Development Day



## Success Story

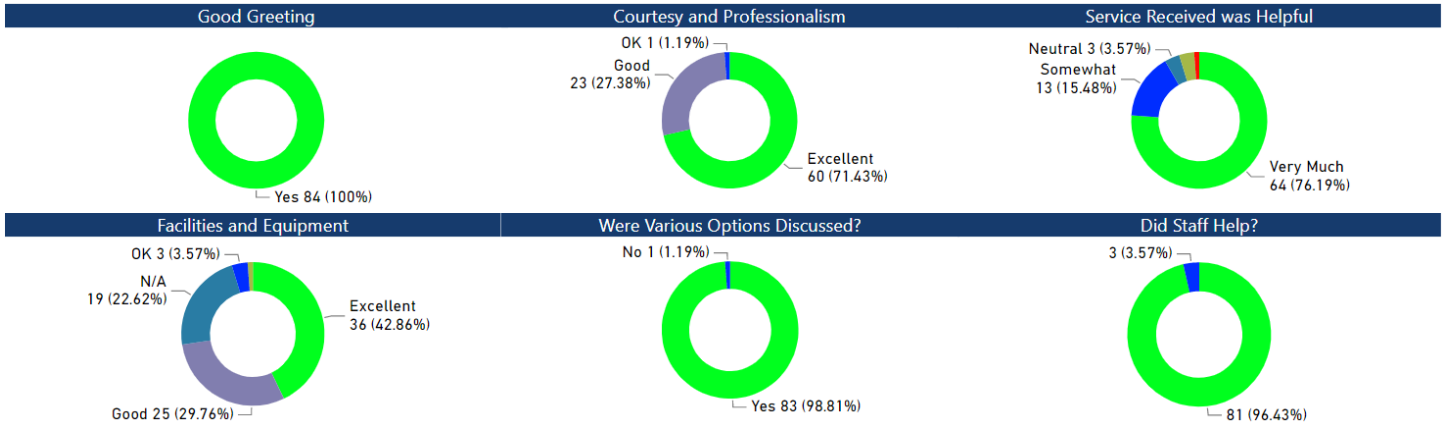
David Kilman came to North Texas Works in December 2021 to get help with truck driver training. After being incarcerated for ten years, he struggled to find reliable employment. David often worked temporary day-labor jobs just to pay the bills.

David started CDL training at Action Career Training in February 2022. He obtained his Commercial Driver's License in March, and began work at Pride Transport in April, averaging \$1,000 in earnings each week.

David was very motivated and partnered with his Case Manager, Cynthia Humphrey, every step of the way to obtain this outcome. **David wants people who are in similar circumstances to know that finding a new career after incarceration and getting a second chance in life are still possible.**



# 94.02% Positive April-May Survey Results



“I feel the service was well provided and very much helpful all around.”

“The employee was very informative, caring, and was clear on instructions. Communication is very important all the time. I feel like I will not have any difficulties going forward.”

“I learned more about services provided for us unemployed and I found that incredibly helpful.”

“The person who helped me, upgraded my resume, gave me very helpful tips on applying for a job, and taught me how conduct myself on an interview.”

“Very professional and well-spoken about all the services offered. Excellent!”

**Program Updates**

**--Child Care Relief Funding**

Texas Workforce Commission approved an additional \$1 billion in direct support for the Texas child care industry, increasing available funds for the [2022 Child Care Relief Fund](#) (CCRF) to a total of \$3.4 billion. The chart below shows funds distributed to child care centers in North Texas.

**North Texas- FINAL**

Provider Type	Total Providers Invited to Apply	Total Number of Applications	Number of Applications Approved	Average Award Amount	Total Awarded
Licensed Child Care Center	83	67	64	\$217,546	\$13,922,959
Licensed Child Care Home	21	15	14	\$26,412	\$369,769
Registered Child Care Home	22	15	14	\$22,572	\$316,006
<b>TOTAL</b>	<b>126</b>	<b>97</b>	<b>92</b>	<b>\$158,791</b>	<b>\$14,608,734</b>

**Performance and Enrollment Numbers**

**June 2022 Performance Target for North Texas = 1104 average children (discretionary)/day.**

As of June 8, 2022:

- Total Children in Care= 1,317
- Discretionary Children in Care (Performance Target Eligible Children) = 1,218= 110.03% of performance.

**Due to excess funding from the SIR initiative, TWC has recalculated the target numbers for each board area for the remainder of the contract year. The chart below shows the change in our target number for the next 5 months.**

**New performance targets**

May-22	Jun-22	Jul-22	Aug-22	Sep-22
1090	1104	1116	1126	1134

**Waiting List Information**

--As of June 9, 2022, 217 families and 372 children waiting for child care services.

--The estimated wait time for child care services is currently 9 months-1 year.

	Archer	Baylor	Clay	Cottle	Foard	Hardeman	Jack	Montague	Wichita	Wilbarger	Young	Total
Children on Waitlist	7	1	12	0	0	5	3	13	309	16	13	<b>379</b>

**Provider Services**

**Contracted Child Care Providers as of 6/9/2022**

County	LCCC Licensed Child Care Centers		LCCH Licensed Child Care Homes		RCCH Registered Child Care Homes		Totals
	TRS	Non-TRS	TRS	Non-TRS	TRS	Non-TRS	
Archer		1	1				3
Baylor		1					1
Clay		1		1		1	3
Cottle	1						1
Foard	1						1
Hardeman	1						1
Jack	2	1					3
Montague	1	2					3
Wichita	22	18	2	7		3	51
Wilbarger	1	4	1	1			7
Young	2	3					5
<b>Totals</b>	<b>31</b>	<b>31</b>	<b>4</b>	<b>9</b>	<b>0</b>	<b>4</b>	<b>79</b>

**44.30% of contracted child care centers are Texas Rising Star accredited!**

**Provider Services and Quality Updates**

- *TRS Retention Bonus* The first round of payments was distributed to over 200 TRS center staff at the end of April 2022. In early November 2022, a second round of higher payments will be distributed to those same staff members who have remain employed at the center at the 6-month mark.
  - *Payment 1 total cost= \$62,600.00.*
  - *Payment 2 projected cost= \$187,400.00.*
  - *Project budget= \$235,471.00*
  - *Projected Expenditures= \$250,000.00*
  - *Excess= \$14,529.00*
  
- *Curriculum Assessment* scheduled to begin June 13, 2022, for 35 TRS providers. Total budget = \$70,000.00.

**Meet our newest Texas Rising Star Providers**

**Machelle's Daycare**

Licensed Child Care Center- Bowie, TX

Mon-Fri 7 :00AM – 5:30PM

**2-Star Facility**

Owner/Director- Machelle Mills

Enrollment Capacity: 51



**St. Paul Lutheran School-**

Licensed Child Care Center- Vernon, TX

Mon-Fri 8:00AM – 5:00PM

**4-Star Facility**

Director- Patricia Scott

Enrollment Capacity: 80

# Workforce Solutions Child Care - Board Report June 2022



## Rose's Learning Garden


Licensed Child Care Home- Wichita Falls, TX

Mon-Fri 6:30AM- 4:30PM

**4-Star Home**

Owner/Director: Rose Cotton

Enrollment Capacity: 10



## Gods Blessings

Licensed Child Care Center- Wichita Falls, TX

Mon-Fri 7:00AM- 6:00PM

**3-Star Facility**

Owner/Director: Jennine Peters

Enrollment Capacity: 23

## **Total TRS Accredited Centers= 35 (44.3%)**

4-Star Centers = 21

3-Star Centers = 11

2-Star Centers = 3

*In the month of April 2022, **634** children receiving child care services attended a TRS facility. This means that **45.64%** of children received an education driven through an age-appropriate curriculum, purposeful interactive play, and meaningful warm and responsive interactions with the classroom teacher.*



A proud partner of the [americanjobcenter](#) network

2022 Layoffs and Closures in North Texas WDA* and Rapid Response** Service Tracker										
Mo. Reported	Business Name	County	RR Services Offered to Employer	RR Services Provided to Employees	On-Site RR Date	# Employees Receiving RR Services	Total # Empl. Impacted by Layoff	Trade Affected?	Effective Date	Layoff/Closure
March	Church's Chicken	Wichita	Y	Y	none	1	8	N	3/8/2022	Closure
March	China Star	Wichita	Y	N	none	0	10	N	3/31/2022	Closure
April	Community Healthcare Center	Wichita	N	N	none	1	6	N	4/28/2022	Layoff
May	WFISD	Wichita	Y	N	none			N	6/1/2022	Layoff
May	Schwan's Delivery Depot	Wichita	N	N	none	0	8	N	5/25/2022	Closure
June	Dillard's	Wichita	Y				80	N	8/12/2022	Closure
<b>Total Employees Receiving In-Person Rapid Response Services in 2021</b>									<b>112</b>	
<b>Total Employees Impacted by a Layoff / Closure in 2020</b>									<b>112</b>	

**Additional Details:**

Date	Employer	Actions
5/12/22	WFISD	Contacted WFISD HR, provided Rapid Response information packet and invitation for staff to come on-site or set up appointments to meet with affected staff. Provided TWC contact information regarding rules for school districts related to unemployment. WFISD is coordinating with their state-level support who is coordinating with TWC.
5/12/22	Dillard's	Received first WARN notice for Dillard's. Contacted store management to offer RR services, declined at that time. Store projected to close between July 14 and August 10, 2022. On 5/26/22 the news media reported that a new deal had been reached between the mall owners and Dillard's and that the store would not be closing. On 6/8/22 we received an amended WARN letter indicating that the store closure will happen "no earlier than August 12, 2022 and no later than September 8, 2022". I spoke with Dillard's corporate legal representative and she confirmed that the negotiations fell through and the store will be closing as announced.

\* **Disclaimer** The data herein provides a running total of the estimated number of employees affected by business layoffs and closures in the eleven counties of Workforce Solutions North Texas WDA as reported to Workforce Solutions staff. Contact with the affected employer is always attempted to gather the most accurate, wholistic view when possible, however data is often collected from local media outlets and affected employees' self-reporting to workforce center staff. As such, this preliminary accounting may not be inclusive of all layoffs/closures and may include educated "guesstimates" when actual numbers of employees impacted was not available directly from the employer. These numbers and dates should not be cited as official data from Workforce Solutions North Texas or the Texas Workforce Commission. The report is unofficial and should not be distributed or published in any official capacity.

\*\* **Rapid Response** is an on-site, early intervention program that provides transition and reemployment services to affected workers. The goal of RR services is to help affected workers transition to new employment as quickly as possible and preferably before they become eligible to receive unemployment benefits. **Services for workers include (but are not limited to):** Job search assistance, labor market information, group seminars, information and support for filing unemployment claims for benefits, information about Trade Adjustment Assistance program (when applicable), information about WIOA training programs, and a group orientation on Workforce Solutions Center resources and services.

# Labor Market Update

January 2022-May 2022



A proud partner of the [americanjobcenter](#) network

## Summary:

The unemployment rate in North Texas continues to fall month-over-month. In the following charts, you can see the downward trend in unemployment which indicates fewer and fewer people who are unemployed. The Civilian Labor Force (CLF) chart with its upward trend line indicates that an increasing number of individuals are returning to the labor market. The Civilian Labor Force includes all individuals who are currently employed or who are unemployed but have actively looked for work within the last four weeks.

