



A proud partner of the [americanjobcenter](#) network

1501 Midwestern Pkwy, Suite 101
Wichita Falls, Texas 76302
Phone: 940.767.1432
Fax: 940.322.2683
www.ntxworksolutions.org

Workforce Solutions North Texas Board Meeting Agenda

March 16, 2023

Members of the Workforce Solutions North Texas Workforce Development Board will meet on **Thursday, March 23, 2023** at 12:00 pm (noon).

In-person attendance will be at Nortex Regional Planning Commission, 4309 Old Jacksboro Hwy, Suite 200 in Wichita Falls, Texas. Lunch will be provided.

Virtual attendance requires registration by 12:00 pm, March 23rd, to be granted access via Zoom.

<https://us06web.zoom.us/meeting/register/tZMsduytrToiH9YiA-dAm72dyPcAAo3iytNr>

After registering, you will receive a confirmation email containing information to joining the meeting.

AGENDA

- A. Call to Order
- B. Roll Call
- C. Public Comment
- D. Declaration of Conflict of Interest
- E. Consent Agenda
 - 1. Approval of Minutes from December 2022 Board Meeting (pg. 2-4)
Note - Full Board meeting recordings are posted to the board website at <https://ntxworksolutions.org/board-meetings/>
- F. Items for Discussion and Action
 - 1. Bowie Workforce Center Lease (pg. 5-6)
 - 2. Update of In-Demand Industries, In-Demand Occupations, and Target Occupations Lists by Outreach Committee (pg. 7-10)
 - 3. Two-Year Modification of Board Plan for WIOA PY 21-24
- G. Reports
 - 1. Monitoring Committee (pg. 11-14)
 - 2. Executive Director
 - 3. Workforce Solutions Workforce Center & Child Care (pg. 15-28)
 - 4. Rapid Response (pg. 29-38)
- H. Announcements – Next Board Meeting – April 27, 2023
- I. Adjourn

The Workforce Solutions North Texas Board reserves the right to adjourn into executive session at any time during this meeting to discuss any of the matters listed above, as authorized by Texas Government Code Sections 551.071 (Consultation with Attorney), 551.072 (Deliberations about Real Property), 551.073 (Deliberations about Gifts and Donations), 551.074 (Personnel Matters), 551.076 (Deliberations about Security Devices). The facility is wheelchair accessible and accessible parking spaces are available. Individuals who require auxiliary aids or services for this meeting should contact the Workforce Solutions Board Office at (940) 767-1432 at least two days before the meeting so that the appropriate arrangements can be made.

Workforce Solutions North Texas Board Meeting Minutes

December 15, 2022

I. Call to Order

Vice Chair, Rhonda Schreiber, called the Workforce Solutions North Texas Board Meeting to order at 12:07 PM.

II. Roll Call

Members present (in person or via Zoom): Toni Alonzo, Michael Blevins, Lauren Bush, Billy Clark, Keri Goins, Steve Halloway, Synthia Kirby, Anthony Louis, Debbie Powell, Mileasha Rizan, Crystal Sanders, Rhonda Schreiber, Linda Whitaker, and Julie Young.

Vice Chair, Rhonda Schreiber, noted a quorum of members present.

Members not present: Marsha Anderson, Mary Aranda, Taylor Davis, Tracey Jennings, Brandon Litteken, Kristin Little, Michelle Nelson, Glenda Ramsey, Lee Ritchie Jr., Jim Sjolander, Dirk Welch.

Guests present: Kendra Ball, Ebonie Batts, David Dohme, Moneisa Downs, Shana Ferguson, Karen Fite, Christine Gerber, Josie Gonzalez, Ginger Hannah, Scotty Henderson, Sharon Hulcy, Cynthia Humphrey, Lisa McDaniel, Crystal Ojeda, Xochitl Pruitt, Brenda Roland, Mayor Stephen Santellana, Darla Silva, Sandi Stahr, Dennis Wilde, and Ryan Wynn.

III. Declaration of Conflict of Interest (COI)- There was none declared.

IV. Items for Discussion and Action

- Synthia Kirby made the motion and Billy Clark seconded to accept the minutes from the Board Meeting held on October 2022 (14 in favor).
- Billy Clark made the motion and Synthia Kirby seconded to accept the FY2023 Workforce Solutions Board Budget (13 in favor, 1 abstained).

V. Committee Reports

- ***Monitoring Committee Update:***
 - Sharon reported that we have received our TWC report from the April review. TWC reviewed the data validation from July 2020 to June 2021, they tested 180 items. Of those items, there was a 1.67% error rate. TWC reviewed Child Care services, Choices, Employment Services, and the WIOA Program and they found no findings. The SNAP (Supplemental Nutritional Assistance Program) review also resulted in no findings. TWC provided the board office with an Audit Resolution on 2 findings. The first finding was for the number of board meeting meal purchased for Board meeting in April of 2021. The questioned cost of \$93.50 will be paid back from unrestricted funds. The second finding was regarding MOUs (Memoranda of Understanding) and

IFAs (Infrastructure Funding Agreements). The Board did not ensure its MOUs and IFA contained all the required elements and that costs were reconciled to ensure costs were correctly applied. The resolution to address each of the weaknesses identified to ensure MOUs and IFA requirements are met. Sharon also shared that our fiscal monitoring for the board Diaz, Smith, and Associates has completed their risk assessments. This helps to determine if there are any risk areas in question for our subcontractors Equus and Rolling Plains. Diaz, Smith, and Associates provided us with a proposed review schedule for our sub-contractors, this will be done before the TWC review in May 2023. Sharon shared that the program monitor Richard Rogers will be retiring after this year's review and the Board will be going out for procurement for another program monitor at some point this year.

- **Executive Director Report** – Lisa McDaniel updated the Board on the following:
- **Grant Spending Report** – Lisa McDaniel shared that this report shows the balance remaining and the dates of each grant. Lisa explained this report helps with the process of completing the budget for 2023.
- **Update on Co-location** – Lisa McDaniel reported the co-location will more than likely be ready to be publicly introduced at the first of the year. It is still under construction. They are still waiting on the furniture for the resource room. The signage for the outside of the building is going to be completed this week. Lisa noted all major items have been completed. Debbie Powell agreed that the reconstruction looks good. Lisa added that the ribbon cutting will be after the beginning of the year.
- **Procurement List** – Lisa McDaniel explained this list is a running total for the year. Lisa added there have been more funds spent due to the co-location. Synthia Kirby asked what the IKEA Home grant is. Lisa replied it is the special grant we applied for and Kendra Ball explained that we partnered with a local web designer to help rural businesses set up web pages to help and expand their business during COVID.
- **2023 Board Meeting & Holiday Schedule** – Lisa McDaniel shared the new dates of board meetings and the holiday schedule for the 2023. She added that there appears to have been an oversight on a new holiday approved list from West Central Council of Government. Juneteenth is not on the holiday list. WCTCOG will meet in January with their executive committee so that holiday may be added to the list.
- **Update on Co-Location** – Lisa gave praise to the staff at the Center and the Childcare department for the conditions they have been working with during the construction of the co-location. Mrs. McDaniel pointed out that the staff has continued to service customers each day.
- **Update on Big Blue Lawsuit** – Lisa McDaniel reported on November 4th, 2022, the Supreme Court of Texas denied the petition for review on the case between Big Blue Properties, Wichita Falls, LLC., vs. Workforce Resource Inc. That is the end of the lawsuit.
- **TWC State Conference Board Awards** – Mrs. McDaniel reported during the award ceremony at the state conference that Childcare won \$50,000 for coming in third place for the 2022 Childcare Employment and Training Connections Award, and VR won \$75,000 for second place in the 2022 Vocational Rehabilitation Integration Award. Anthony Louis said that he was very proud of Lisa and her hard work, along with the center staff. Keri Goins said it is a great way to learn more about how the programs work, and she encouraged the other board members to attend next year's conference.

Workforce Solutions Workforce Center – Crystal Ojeda reports they served over 1,000 customers in November and 39 job seekers entered employment. United Market Street won the Local Employer of Excellence award, and they were able to attend the conference to receive the award. At the Cottle

County job fair there were nine employers at the new library and nine job seekers. Crystal shared there was a ribbon-cutting ceremony at the location. The Hiring Red, White, & You Job Fair was a huge success. There were 66 employers and 72 job seekers. Mrs. Ojeda reported they have been busy with attending the ribbon-cuttings at the rural libraries with the new career stations. She also shared it has been a pivotal experience working with the judges of the different counties. They have done a total of eight ribbon cuttings thus far. Crystal and her team honored the veterans, on Veterans Day, and presented them with a sign saying, "A Hero Works Here". During the Hiring Red, White, & You! event donations were received for Base Camp Lindsey. Steve Holloway, the facilitator for Base Camp Lindsey shared his gratitude appreciates the donations received. Crystal shared several photos of team building to continue to boost morale. Mrs. Ojeda shared that the positive feedback and survey results for November were 95.31%.

Workforce Solutions Child Care – Lisa McDaniel reported in the absence of Donna Adams. A new employee, Mary Havens has joined the Childcare team. Mary was hired as a Texas Rising Star (TRS) Mentor and Provider Service Specialist. Lisa shared that as of December 9th there are 116 families and 217 children waiting for childcare services. The estimated wait time for services is less than a month. Lisa stated the contracted providers haven't changed, of those providers 44.30% are Texas Rising Star accredited. Mrs. McDaniel explained over the next two years all providers must be Texas Rising Star. She added that the award received will assist in helping those providers and centers become TRS accredited, this is a mandate from the state. Performance and enrollment numbers as of the end of October, there are 1,294 children in care. There are 43 new family referrals with a total of 68 children; at the end of November, the numbers increased to 1,368 children in care. There are 49 new family referrals with a total of 79 children. Donna Adams provided photos of her and her team attending the Red, White, & You job fair, preparing packets of TRS Beyond the Page curriculum for the centers, and Thanksgiving dinner donations. They are continuing to provide PPE giveaways and delivering the Frog Street curriculum to the centers. Lisa said they have submitted the Childcare Quality Plan for the year to TWC and are awaiting approval. Lisa gives praise to Donna Adams for coming to learn the job and working with the team.

Rapid Response – Kendra Ball reports that the Unemployment rate is leveling out. Kendra reports that there have been a few more businesses that have closed. Thad and Paisley's closed in August, Jordan Craft BBQ and Bed Bath & Beyond closed in September, Rodriguez Tortilla, and Whiskeyta closed in October, and Menchie's Frozen Yogurt closed in December. Kendra stated the last 3 businesses shared their closing on social media, which is almost next to impossible to assist a business that is already closed. Mrs. Ball also shared the BSA grant that was won last year was set to expire in December, but she was able to get the grant extended to help with the Seymour project. Kendra explains that Seymour will be providing the building and we will be providing the workspace furnishings and electronics to get the customers ready to work from home.

VI. Announcements – Next board meeting is on February 23, 2023.

VII. Adjournment

Vice Chair, Rhonda Schreiber, adjourned the meeting at 1:10 PM.



Glenda Ramsey
Secretary

Lease
Agreement

*This agreement, made and entered into this 1st day of April 2023, by and between Terry D. Jones and Chris Ogle, at P.O. Box 1291, Bowie, Texas, hereinafter referred to as Lessor,
AND*

Workforce Solutions North Texas Board, at 1501 Midwestern Pkwy, Ste 101, Wichita Falls, Texas, hereinafter referred to as Lessee,

WITNESSETH, that the said Lessor does by these presents lease and demise unto the said Lessee the following described property being situated in the City of Bowie, Texas, to wit:

Address of Premises:

800 Lindsey Street, Suite A

Subject to the other provisions of this Lease, the term of this Lease begins the 1st day of April 2023 and ends the 31st day of March 2024 at the monthly rent or sum of Two Thousand and no/Dollars (\$2,000.00) payable one month in advance on the 1st day of each and every month during said term, upon the conditions and covenants following:

- 1. The Lessee with pay said rent in a manner and form herein before specified and will quietly deliver up said premises on the day of the expiration of this lease, in as good condition as the same were in when received, except for reasonable wear and tear.*
- 2. The said premises shall be used for general office space and will not engage in Public Accounting Services and no smoking is allowed in the building.*
- 3. Lessor shall provide water, sewer, electricity, natural gas and trash removal and furthermore provide lawn service, repairs and general maintenance.*
- 4. If, during the term of this lease, the building is so injured by casualty that the demised premises are rendered unfit for occupancy for 30 days or longer, then this lease shall terminate from the date of such injury.*
- 5. Lessor agrees to permit the lessee to peaceably and quietly have and enjoy the use of the premises for the purpose and for the term aforesaid.*
- 6. The maintenance and repair of the leased premises shall be as follows:*
 - a. Lessor shall maintain and keep in good repair the roof, outside walls, foundation, sidewalks and drainage for the leased premises.*
 - b. Repairs to interior walls and ceilings, heating, air conditioning, plumbing, electrical wiring and its operation, when same becomes necessary through fair wear and tear or through circumstances beyond the control of Lessee shall be an obligation of the Lessor.*
- 7. Lessee agrees to indemnify and hold harmless Lessor for any risk of loss, injury or damage of any kind or nature that results from the negligence or knowledge of Lessee except when such injury is a result of a malfunction of or damage to items to be maintained and repaired by Lessor as set forth in the preceding paragraph.*
- 8. It is expressly understood between the parties hereto that Lessee's employees stationed at the demised premises are not empowered to give instructions to maintenance and repair workers without the consent of the Lessor.*

9. *Availability of Funding. Lessor acknowledges that lessee is an agency of the State of Texas and the lessee's ability to pay the rentals set forth in this Lease are contingent upon the continued availability of adequate funds from federal, state, regional or local services. In the event Lessee's funding for this Lease is reduced, withdrawn or terminated to a level so that Lessee has insufficient funds to pay the monthly rental, Lessee shall immediately notify Lessor of such fact and the last date through which Lessee has funding for this Lease (the "Funding Termination Date"), Prior to the Funding Termination Date, Lessee shall use its best efforts to find an assignee or sub lessee reasonably acceptable to Lessor. If lessee is unable to find an acceptable assignee or sub lessee, upon 30 days (or more) prior written notice to Lessor, Lessee may terminate this Lease effective as of the Funding Termination Date; provided, however: (i) this lease may not be terminated by Lessee pursuant to this provision prior to March 31, 2024; and (ii) in lieu of terminating Lease, if Lessor and Lessee so agree, Lessor and Lessee may reduce the size of the Leased Premises and the rentals payable hereunder or make other adjustments to this lease as appropriate under the circumstances. In the event Lessee terminated this lease under the conditions described in the preceding sentence, Lessee shall have no further liability for rental payments beyond those that have accrued as the Funding Termination Date.*

10. *Option to Extend. Lessee is hereby granted an option to renew and extend the Lease at the termination of any term hereof, primary or any extension. The monthly rental, term and leased premises will be subject to negotiation at the time of renewal. Lessee must notify Lessor at least ninety (90) days before the expiration of the applicable term that it desires to extend the lease. If an extension agreement cannot be negotiated, lessee is granted a ninety (90) day holdover period at the end of the applicable term at the same rate than in effect.*

11. *This agreement may be modified only upon the written and signed agreement of this Lessor and Lessee.*

THUS EXECUTED on the dates of the acknowledgements set forth below, but EFFECTIVE as of the dates set forth above.

LESSOR:

LESSEE:

TERRY D. JONES and CHRIS OGLE

WORKFORCE SOLUTIONS NORTH TEXAS BOARD

Terry D. Jones

Kristin Little, Board Chair

Chris Ogle

DATE: _____

DATE: _____

In-Demand Industries: Proposed Changes 2023

Please Note: These changes will not be adopted until the full vote of the board on March 23, 2023.



A proud partner of the [americanjobcenter](#) network

| 2021 | | |
|--------|--|---|
| NAICS | INDUSTRY REMOVED | JUSTIFICATION |
| 2111 | Oil and gas extraction | LMI does not show significant growth over 10 yrs in NTX |
| 4411 | Automobile dealers | LMI does not show significant growth over 10 yrs in NTX |
| 5416 | Management and technical consulting services | LMI does not show significant growth over 10 yrs in NTX |
| 5419 | Other professional and technical services | LMI does not show significant growth over 10 yrs in NTX |
| 6116 | Other schools and instruction | LMI does not show significant growth over 10 yrs in NTX |
| 8113 | Commercial machinery repair and maintenance | LMI does not show significant growth over 10 yrs in NTX |
| 999100 | Federal government, ex postal services | LMI does not show significant growth over 10 yrs in NTX |
| 999300 | Local government, ex. education & hospitals | LMI does not show significant growth over 10 yrs in NTX |

| 2023 | | |
|--------|--|---------------------------|
| NAICS | INDUSTRY | JUSTIFICATION |
| 2131 | Support Activities for Mining | Both >100 and >50% change |
| 2381 | Foundation, Structure, and Building Exterior Contractors | Both >100 and >50% change |
| 2382 | Building Equipment Contractors | >100 change |
| 3364 | Aerospace Product and Parts Manufacturing | >100 change |
| 4881 | Support Activities for Air Transportation | Both >100 and >50% change |
| 5321 | Automotive Equipment Rental and Leasing | >50% change |
| 5614 | Business Support Services | >100 change |
| 5617 | Services to Buildings and Dwellings | >100 change |
| 6111 | Elementary and Secondary Schools | >100 change |
| 6211 | Offices of Physicians | >100 change |
| 6213 | Offices of Other Health Practitioners | >100 change |
| 6216 | Home Health Care Services | >100 change |
| 6221 | General medical and surgical hospitals | |
| 6231 | Nursing Care Facilities (Skilled Nursing Facilities) | >100 change |
| 6232 | Residential Intellectual and Developmental Disability, M | >100 change |
| 6241 | Individual and Family Services | >100 change |
| 7225 | Restaurants and Other Eating Places | >100 change |
| 999200 | State government, ex. education & hospitals | >100 change |

In-Demand Occupations: Proposed Changes 2023

Please Note: These changes will not be adopted until the full vote of the board on March 23, 2023.



A proud partner of the [americanjobcenter](#) network

| 2021 | | |
|------|--------------------|--|
| SOC | OCCUPATION REMOVED | JUSTIFICATION |
| | None Removed | Although Nursing Assistants, PCAs, and Restaurant Cooks did not show to be in-demand according to parameters set for LMI, local wisdom indicates that these occupations are in-demand in NTX |

| 2023 | | |
|---------|---|---|
| SOC | OCCUPATION | JUSTIFICATION |
| 11-9111 | Medical and Health Services Managers | Top 25 Adding and/or Fastest Growing Occupations in NTX |
| 11-1021 | General and Operations Managers | Top 25 Adding and/or Fastest Growing Occupations in NTX |
| 13-1082 | Project Management Specialists and Business Operations Specialists, All Other | Top 25 Adding and/or Fastest Growing Occupations in NTX |
| 13-2011 | Accountants and Auditors | Top 25 Adding and/or Fastest Growing Occupations in NTX |
| 15-1256 | Software Developers and Software Quality Assurance Analysts and Testers | Top 25 Adding and/or Fastest Growing Occupations in NTX |
| 25-2021 | Elementary School Teachers, Except Special Education | More than 60 per year (5 per month) Job Openings |
| 25-2031 | Secondary School Teachers, Except Special and Career/Technical Education | Top 25 Adding and/or Fastest Growing Occupations in NTX |
| 25-3031 | Substitute Teachers, Short-Term | Top 25 Adding and/or Fastest Growing Occupations in NTX |
| 25-9045 | Teaching Assistants, Except Postsecondary | Top 25 Adding and/or Fastest Growing Occupations in NTX |
| 29-1141 | Registered Nurses | Top 25 Adding and/or Fastest Growing Occupations in NTX |
| 29-1171 | Nurse Practitioners | Top 25 Adding and/or Fastest Growing Occupations in NTX |
| 29-2061 | Licensed Practical and Licensed Vocational Nurses | Top 25 Adding and/or Fastest Growing Occupations in NTX |
| 31-1131 | Nursing Assistants & Personal Care Aides (see also 31-1014, 39-9021; broad occ 31-1120 for projections) | Occupation did not meet top 25 adding/fastest or more than 60 per year, however local wisdom indicates that wages have increased and this is a career ladder occupation |
| 33-3012 | Correctional Officers and Jailers | Top 25 Adding and/or Fastest Growing Occupations in NTX |
| 35-2011 | Cooks, Fast Food | More than 60 per year (5 per month) Job Openings |
| 35-2012 | Cooks, Institution and Cafeteria | More than 60 per year (5 per month) Job Openings |
| 35-2014 | Cooks, Restaurant (see also minor occ 35-2000 for projections) | Occupation did not meet top 25 adding/fastest or more than 60 per year, however local wisdom indicates that wages have increased and this is a career ladder occupation |
| 35-2021 | Food Preparation Workers | Top 25 Adding and/or Fastest Growing Occupations in NTX |
| 35-3023 | Fast Food and Counter Workers | Top 25 Adding and/or Fastest Growing Occupations in NTX |
| 35-3031 | Waiters and Waitresses | Top 25 Adding and/or Fastest Growing Occupations in NTX |
| 37-2011 | Janitors and Cleaners, Except Maids and Housekeeping Cleaners | Top 25 Adding and/or Fastest Growing Occupations in NTX |
| 37-2012 | Maids and Housekeeping Cleaners | Top 25 Adding and/or Fastest Growing Occupations in NTX |
| 37-3011 | Landscaping and Groundskeeping Workers | Top 25 Adding and/or Fastest Growing Occupations in NTX |
| 39-9011 | Childcare Workers | More than 60 per year (5 per month) Job Openings |
| 41-1011 | First-Line Supervisors of Retail Sales Workers | More than 60 per year (5 per month) Job Openings |
| 41-2011 | Cashiers | Top 25 Adding and/or Fastest Growing Occupations in NTX |
| 41-2031 | Retail Salespersons | Top 25 Adding and/or Fastest Growing Occupations in NTX |
| 43-3031 | Bookkeeping, Accounting, and Auditing Clerks | More than 60 per year (5 per month) Job Openings |
| 43-4051 | Customer Service Representatives | Top 25 Adding and/or Fastest Growing Occupations in NTX |
| 43-4081 | Hotel, Motel, and Resort Desk Clerks | Top 25 Adding and/or Fastest Growing Occupations in NTX |
| 43-4171 | Receptionists and Information Clerks | More than 60 per year (5 per month) Job Openings |
| 43-6013 | Medical Secretaries and Administrative Assistants | Top 25 Adding and/or Fastest Growing Occupations in NTX |
| 43-6014 | Secretaries and Administrative Assistants, Except Legal, Medical, and Executive | More than 60 per year (5 per month) Job Openings |
| 43-9061 | Office Clerks, General | Top 25 Adding and/or Fastest Growing Occupations in NTX |
| 47-1011 | First-Line Supervisors of Construction Trades and Extraction Workers | Top 25 Adding and/or Fastest Growing Occupations in NTX |
| 47-2061 | Construction Laborers | Top 25 Adding and/or Fastest Growing Occupations in NTX |
| 47-5013 | Service Unit Operators, Oil and Gas | Top 25 Adding and/or Fastest Growing Occupations in NTX |
| 47-5071 | Roustabouts, Oil and Gas | Top 25 Adding and/or Fastest Growing Occupations in NTX |
| 49-9071 | Maintenance and Repair Workers, General | Top 25 Adding and/or Fastest Growing Occupations in NTX |
| 51-4121 | Welders, Cutters, Solderers, and Brazers | More than 60 per year (5 per month) Job Openings |
| 53-3032 | Heavy and Tractor-Trailer Truck Drivers | Top 25 Adding and/or Fastest Growing Occupations in NTX |
| 53-3058 | Passenger Vehicle Drivers, Except Bus Drivers, Transit and Intercity | Top 25 Adding and/or Fastest Growing Occupations in NTX |
| 53-7062 | Laborers and Freight, Stock, and Material Movers, Hand | Top 25 Adding and/or Fastest Growing Occupations in NTX |
| 53-7065 | Stockers and Order Fillers | Top 25 Adding and/or Fastest Growing Occupations in NTX |

Target Occupations: Proposed Changes 2023 (part 1 of 2)

Please Note: These changes will not be adopted until the full vote of the board on March 23, 2023.



A proud partner of the [americanjobcenter](#) network

| 2021 | | |
|---------|---|---|
| SOC | OCCUPATION REMOVED | JUSTIFICATION |
| 43-3031 | Bookkeeping, Accounting, and Auditing Clerks | Projected decline 4% (39 headcount) over next 10 years, courses are combined into other business training, and wages do not meet self-sufficiency until experienced |
| 43-6014 | Secretaries and Administrative Assistants, Except Legal, Medical, and Executive | Projected decline 6% (69 headcount) over next 10 years, courses are combined into other business training, and wages do not meet self-sufficiency until experienced |
| 27-2022 | Coaches and Scouts | wages do not meet self-sufficiency and low headcount |
| 25-9041 | Teacher Assistants | wages do not meet self-sufficiency |
| 17-3024 | Robotics Technicians (or Electromechanical Technicians) | reclassified to "17-3023 Electrical & Electronic Engineering Tech." based on feedback from college |
| 49-2094 | Electrical and Electronics Repairers, Commercial and Industrial Equipment | reclassified to "49-9041 Industrial Mechanics" based on feedback from college |

| 2023 | | |
|---------|---|---|
| SOC | OCCUPATION | JUSTIFICATION |
| 11-3021 | Computer and Information Systems Managers | |
| 11-3031 | Financial Managers | >20% Projected Growth |
| 11-3071 | Logistics Managers (see also Transportation, Storage, and Distribution Mgr, Supply Chain Mgr) | occ group 11-3000 used for projections |
| 11-9051 | Food Service Managers | |
| 11-9111 | Medical and Health Services Managers | Top 25 Occupations adding or fastest growing that also meet self sufficiency wage with 25th percentile |
| 11-9151 | Social and Community Service Managers | |
| 11-1021 | General and Operations Managers | Top 25 Occupations adding or fastest growing that also meet self sufficiency wage with 25th percentile |
| 13-1081 | Logisticians | >20% Projected Growth |
| 13-1082 | Project Management Specialists and Business Operations Specialists, All Other | Top 25 Occupations adding or fastest growing that also meet self sufficiency wage with 25th percentile; occ 13-1198 used for projections data |
| 13-1111 | Management Analysts | occ group 13-1000 used for projections |
| 13-2011 | Accountants and Auditors | Top 25 Occupations adding or fastest growing that also meet self sufficiency wage with 25th percentile |
| 15-1211 | Computer Systems Analysts | >20% Projected Growth |
| 15-1232 | Computer User Support Specialists | |
| 15-1244 | Network and Computer Systems Administrators | |
| 15-1252 | Software Developers and Software Quality Assurance Analysts and Testers | Top 25 Occupations adding or fastest growing that also meet self sufficiency wage with 25th percentile; occ 15-1256 used for projections data |
| 17-2112 | Industrial Engineers | >20% Projected Growth |
| 17-2141 | Mechanical Engineers | occ group 17-2000 used for projections |
| 17-2171 | Petroleum Engineers | >20% Projected Growth |
| 17-3023 | Electrical and Electronic Engineering Technologists and Technicians | occ group 17-3000 used for projections; Occupation updated from "17-3024 Robotics/Electromech" to 17-3023 to align with ETP programs |
| 21-1022 | Healthcare Social Workers | |
| 25-2021 | Elementary School Teachers, Except Special Education | Top 25 Occupations adding or fastest growing that also meet self sufficiency wage with 25th percentile |
| 25-2022 | Middle School Teachers, Except Special and CTE | |
| 25-2031 | Secondary School Teachers, Except Special and Career/Technical Education | Top 25 Occupations adding or fastest growing that also meet self sufficiency wage with 25th percentile |
| 25-3031 | Substitute Teachers, Short-Term | career ladder occupation, growth potential, # annual openings |
| 27-3092 | Court Reporters (see also 23-2091) | travel court reporters earning 6-figures once speed & proficiency; occ group 23-2000 used for projections |
| 29-1122 | Occupational Therapists | occ group 29-1000 used for projections |
| 29-1123 | Physical Therapists | |
| 29-1131 | Veterinarians | occ group 29-1000 used for projections |
| 29-1141 | Registered Nurses | Top 25 Occupations adding or fastest growing that also meet self sufficiency wage with 25th percentile |
| 29-1171 | Nurse Practitioners | Top 25 Occupations adding or fastest growing that also meet self sufficiency wage with 25th percentile |
| 29-2021 | Dental Hygienists | no projections data, however local industry knowledge, local training, and wage justifies keeping as target occ |

Target Occupations: Proposed Changes 2023 (part 2 of 2)

Please Note: These changes will not be adopted until the full vote of the board on March 23, 2023.



A proud partner of the [americanjobcenter](#) network

| | | |
|---------|---|--|
| 29-2041 | EMTs/Paramedics | occ group 29-2040 used for projections |
| 29-2052 | Pharmacy Technicians | Career ladder occupation that meets self-sufficiency wage with experience and/or certifications |
| 29-2055 | Surgical Technologist (see also Medical Dosimetrists, Medical Records Specialists, and Health Technologists and Technicians, All Other) | occ 29-2098 used for projections data |
| 29-2061 | Licensed Practical and Licensed Vocational Nurses | Top 25 Occupations adding or fastest growing that also meet self sufficiency wage with 25th percentile |
| 29-2098 | Medical Dosimetrists, Medical Records Specialists, and Health Technologists & Technicians | |
| 31-1013 | Psychiatric Aides | Wage increase at NTSH for PNAs to \$2769/mo (\$15.98/hr) which is above \$14.26 self-sufficiency wage for NTX WIOA; occ group 31-1120 used for projections |
| 31-1014 | Nursing Assistant | Career ladder occupation that meets self-sufficiency wage with experience and/or certifications; occ group 31-1120 used for projections |
| 31-2021 | Physical Therapist Assistants | occ group 31-2000 used for projections |
| 31-9011 | Massage Therapists | Hard to track bc self-employment, however added as a result of advisory committees |
| 31-9091 | Dental Assistants | \$17 median salary for NTX |
| 31-9092 | Medical Assistants | Career ladder occupation that meets self-sufficiency wage with experience and/or certifications |
| 33-2011 | Firefighters | occ group 33-2000 used for projections |
| 33-3012 | Correctional Officers and Jailers | Top 25 Occupations adding or fastest growing that also meet self sufficiency wage with 25th percentile |
| 35-1012 | First-Line Supervisors of Food Preparation and Serving Workers | Wage increases post-COVID more aligned with self-sufficiency wage; culinary prog also included at ETP; occ group 35-1010 used for projections |
| 35-2014 | Restaurant Cooks | Wage increases post-COVID more aligned with self-sufficiency wage; culinary prog also included at ETP; occ group 35-2000 used for projections |
| 37-3011 | Landscaping and Groundskeeping Workers | career ladder occupation, growth potential, # annual openings |
| 41-1011 | First-Line Supervisors of Retail Sales Workers | career ladder occupation, growth potential, # annual openings |
| 41-2031 | Retail Salespersons | career ladder occupation, growth potential, # annual openings |
| 43-4051 | Customer Service Representatives | career ladder occupation, growth potential, # annual openings |
| 43-6013 | Medical Secretaries and Administrative Assistants | career ladder occupation, growth potential, # annual openings |
| 43-9061 | Office Clerks, General | career ladder occupation, growth potential, # annual openings |
| 47-1011 | First-Line Supervisors of Construction Trades and Extraction Workers | Top 25 Occupations adding or fastest growing that also meet self sufficiency wage with 25th percentile |
| 47-2031 | Carpenters | |
| 47-2051 | Cement Masons and Concrete Finishers | >20% Projected Growth |
| 47-2061 | Construction Laborers | career ladder occupation, growth potential, # annual openings |
| 47-2073 | Operating Engineers and Other Construction Equipment Operators | |
| 47-2111 | Electricians | |
| 47-2152 | Plumbers | |
| 47-5013 | Service Unit Operators, Oil and Gas | Top 25 Occupations adding or fastest growing that also meet self sufficiency wage with 25th percentile |
| 47-5071 | Roustabouts, Oil and Gas | Top 25 Occupations adding or fastest growing that also meet self sufficiency wage with 25th percentile |
| 49-3023 | Automotive Service Technicians and Mechanics | Career ladder occupation and wage potential |
| 49-9021 | Heating, Air Conditioning, and Refrigeration Mechanics and Installers | occ group 49-9000 used for projections |
| 49-9041 | Industrial Mechanics | >20% Projected Growth; merged with "49-2094 Electrical and Electronics Repairers, Commercial and Industrial Equipment" |
| 49-9043 | Maintenance Workers, Machinery | occ group 49-9000 used for projections |
| 49-9071 | Maintenance and Repair Workers, General | career ladder occupation, growth potential, # annual openings |
| 51-4041 | Machinists | >20% Projected Growth |
| 51-4121 | Welders, Cutters, Solderers, and Brazers | Top 25 Occupations adding or fastest growing that also meet self sufficiency wage with 25th percentile |
| 51-9161 | Computer Numerically Controlled (CNC) Tool Operators | occ group 51-4000 used for projections |
| 53-3032 | Truck Drivers, Heavy/Tractor-Trailer | Top 25 Occupations adding or fastest growing that also meet self sufficiency wage with 25th percentile |
| 53-7062 | Laborers and Freight, Stock, and Material Movers, Hand | career ladder occupation, growth potential, # annual openings |
| 53-7065 | Stockers and Order Fillers | career ladder occupation, growth potential, # annual openings |

Board Procurement List
2/1/2021 - 2/28/2023

| Contractor/Vendor | Purchase date | Total cost | Goods/Services | Type | Since last meeting | 12-Month rolling |
|----------------------------------|---------------|-------------|--|-------|--------------------|------------------|
| 2B Promotional Products | 6/2/22 | \$ 1,240.40 | 2021 Annual Reports | Micro | | |
| 2B Promotional Products | 10/3/22 | \$ 619.00 | Employee Shirts for Transition Fair | Micro | \$ 619.00 | \$ 1,859.40 |
| Adobe | 2/28/22 | \$ 78.50 | Acrobat Pro DC for 5 | Micro | | |
| Adobe | 3/28/22 | \$ 84.95 | Acrobat Pro DC for 5 | Micro | | |
| Adobe | 4/30/22 | \$ 84.95 | Acrobat Pro DC for 5 | Micro | | |
| Adobe | 5/23/22 | \$ 84.95 | Acrobat Pro DC for 5 | Micro | | |
| Adobe | 6/28/22 | \$ 84.95 | Acrobat Pro DC for 5 | Micro | | |
| Adobe | 7/28/22 | \$ 84.95 | Acrobat Pro DC for 5 | Micro | | |
| Adobe | 8/29/22 | \$ 84.95 | Acrobat Pro DC for 5 | Micro | | |
| Adobe | 9/23/22 | \$ 84.95 | Acrobat Pro DC for 5 | Micro | | |
| Adobe | 10/5/22 | \$ 359.88 | Creative Cloud | Micro | | |
| Adobe | 10/23/22 | \$ 84.95 | Acrobat Pro DC for 5 | Micro | | |
| Adobe | 11/23/22 | \$ 84.95 | Acrobat Pro DC for 5 | Micro | | |
| Adobe | 12/23/22 | \$ 84.95 | Acrobat Pro DC for 5 | Micro | | |
| Adobe | 1/23/23 | \$ 84.95 | Acrobat Pro DC for 5 | Micro | | |
| Adobe | 2/23/23 | \$ 84.95 | Acrobat Pro DC for 5 | Micro | \$ 254.85 | \$ 1,457.78 |
| Affordable Texas Movers | 1/20/23 | \$ 475.00 | Relocation of refrigerator from VR WF Center to VR Graham Center | Micro | \$ 475.00 | \$ 475.00 |
| Amazon | 2/8/22 | \$ 395.60 | Headsets for the BSA Project | Micro | | |
| Amazon | 2/21/22 | \$ 55.67 | Office Supplies | Micro | | |
| Amazon | 2/28/22 | \$ 57.06 | Office Supplies | Micro | | |
| Amazon | 3/22/22 | \$ 1,477.00 | Dell PC for Board Staff | Micro | | |
| Amazon | 4/5/22 | \$ 25.99 | Surface Mouse for Board Staff | Micro | | |
| Amazon | 6/7/22 | \$ 74.48 | 2 Black Toners for Admin. Asst. Copy/Printer for Business Use | Micro | | |
| Amazon | 6/15/22 | \$ 299.99 | Black And White Printer for BSA Project | Micro | | |
| Amazon | 6/15/22 | \$ 1,511.84 | 8 Dell Monitors 24 In BSA Project | Micro | | |
| Amazon | 6/28/22 | \$ 52.34 | Office Supplies for Staff | Micro | | |
| Amazon | 7/1/22 | \$ 6,930.00 | 90 Chromebooks for Student of Cafe Con Leche | Micro | | |
| Amazon | 7/7/22 | \$ 1,355.00 | Replacement Surface for Staff | Micro | | |
| Amazon | 7/8/22 | \$ 159.84 | 8 Head Sets for BSA Project | Micro | | |
| Amazon | 7/21/22 | \$ 64.87 | Doorbell, Clorox Wipes and Kn95 Masks for The Board | Micro | | |
| Amazon | 7/28/22 | \$ 249.98 | Microsoft Office BSA Project | Micro | | |
| Amazon | 8/9/22 | \$ 237.54 | Binders and Sheet Protectors for BSA Project | Micro | | |
| Amazon | 9/9/22 | \$ 989.99 | Scanner for CC Program Director | Micro | | |
| Amazon | 9/13/22 | \$ 35.99 | Handheld Sign Holders for Transition Fair | Micro | | |
| Amazon | 9/19/22 | \$ 16.08 | Supplies from Amazon for Transition Fair | Micro | | |
| Amazon | 9/21/22 | \$ 51.97 | Supplies from Amazon for Transition Fair | Micro | | |
| Amazon | 9/29/22 | \$ 26.54 | Heavy Duty Stapler | Micro | | |
| Amazon | 10/21/22 | \$ 19.27 | No Soliciting | Micro | | |
| Amazon | 12/19/22 | \$ 31.55 | Cutlery Kits for Board Meeting | Micro | | |
| Amazon | 12/20/22 | \$ 79.98 | Copy Paper and Air Wick Freshners for Board Office | Micro | | |
| Amazon | 12/22/22 | \$ 7.83 | ADA Signs | Micro | | |
| Amazon | 12/26/22 | \$ 55.21 | Office and cleaning supplies for the Board Office | Micro | | |
| Amazon | 12/27/22 | \$ 41.71 | Cups and Air Wick Spray Kits | Micro | | |
| Amazon | 2/8/23 | \$ 95.88 | VGA Cables | Micro | \$ 312.16 | \$ 14,399.20 |
| B&H photo | 4/29/22 | \$ 3,079.78 | Microsoft Office BSA Project | Micro | | |
| B&H photo | 5/27/22 | \$ 479.84 | AZO Keyboards BSA Project | Micro | | |
| B&H photo | 6/15/22 | \$ 5,032.00 | 8 Dell OPT 3080 Computers BSA Project | Micro | | |
| B&H photo | 2/22/23 | \$ 1,799.00 | Computer for board staff | Micro | \$ 1,799.00 | \$ 10,390.62 |
| Benchmark Business Solutions TWC | 2/21/22 | \$ 36.68 | Copier Monthly Maintenance | Micro | | |
| Benchmark Business Solutions TWC | 3/23/22 | \$ 86.30 | Copier Monthly Maintenance | Micro | | \$ 122.98 |
| Best Buy | 5/10/22 | \$ 43.28 | Mini Display Port to HDMI Adaptor | Micro | | \$ 43.28 |
| BlueAlly Technology | 11/9/22 | \$ 6,179.07 | Meraki License Renewal 2022 | Micro | | |
| BlueAlly Technology | 2/14/23 | \$ 5,290.00 | Meraki License Renewal 2023 | Small | \$ 5,290.00 | \$ 11,469.07 |
| Boley and Featherston Insurance | 2/10/22 | \$ 991.00 | Directors Officers Liability Renewal and service Fee | Micro | | |
| Boley and Featherston Insurance | 1/26/23 | \$ 500.00 | Agency Fees | Micro | \$ 500.00 | \$ 1,491.00 |
| Budget Blinds | 9/13/22 | \$ 1,964.00 | Solar Shades for the Galaxy Center Reconstruction | Micro | | \$ 1,964.00 |
| Breachlock | 6/30/22 | \$ 8,900.00 | Cyber Security for Network | Micro | | \$ 8,900.00 |
| Brocro | 4/15/22 | \$ 25.00 | Name Badges for board staff | Micro | | \$ 25.00 |
| Calendy | 2/10/22 | \$ 108.00 | Calendy yearly subscription Feb 2023 | Micro | | |
| Calendy | 2/10/23 | \$ 108.00 | Calendy yearly subscription Feb 2024 | Micro | \$ 108.00 | \$ 216.00 |
| Card My Yard | 9/16/22 | \$ 90.00 | Card My Yard for Transition Fair | Micro | | \$ 90.00 |
| CDW Government Inc | 2/22/22 | \$ 653.96 | HP Laser Printer for Resource Room | Micro | | |
| CDW Government Inc | 4/8/22 | \$ 877.84 | 8 3M Privacy Filters for Monitors BSA Project | Micro | | |
| CDW Government Inc | 4/12/22 | \$ 326.59 | HP Laserjet Printer for Graham Center | Micro | | |
| CDW Government Inc | 4/14/22 | \$ 1,536.22 | 22 3M Privacy Filters for Monitors BSA Project | Micro | | |
| CDW Government Inc | 6/1/22 | \$ 877.84 | 8 Privacy Filters For BSA Project | Micro | | |
| CDW Government Inc | 6/10/22 | \$ 1,632.95 | (5) Hp Laserjet Pro M404dw Printer BSA Project | Micro | | |
| CDW Government Inc | 7/11/22 | \$ 563.04 | 4 Ms Office Home & Student For BSA Project | Micro | | |
| CDW Government Inc | 10/20/22 | \$ 1,905.55 | Printer Ink for Board Office | Micro | | \$ 8,373.99 |
| Circle M Bakey | 10/11/22 | \$ 106.80 | Breakfast for Transition Fair | Micro | | \$ 106.80 |
| Constant Contact | 9/24/22 | \$ 770.00 | Email marketing platform compatible with our WordPress website. | Micro | | \$ 770.00 |
| DAVE'S BUG PRO | 3/23/22 | \$ 60.00 | BI MONTHLY PEST CONTROL | Micro | | |

Board Procurement List
2/1/2021 - 2/28/2023

| | | | | | | |
|-----------------------------------|----------|--------------|--|--------|--------------|--------------|
| DAVE'S BUG PRO | 4/6/22 | \$ 60.00 | Rodent Appt for Board Office | Micro | | |
| DAVE'S BUG PRO | 5/24/22 | \$ 60.00 | BI MONTHLY PEST CONTROL | Micro | | |
| DAVE'S BUG PRO | 7/27/22 | \$ 60.00 | BI MONTHLY PEST CONTROL | Micro | | |
| DAVE'S BUG PRO | 9/28/22 | \$ 60.00 | BI MONTHLY PEST CONTROL | Micro | | |
| DAVE'S BUG PRO | 10/19/22 | \$ 100.00 | Rodents Traps Setup | Micro | | |
| DAVE'S BUG PRO | 10/26/22 | \$ 50.00 | Rodent Service Charge | Micro | | |
| DAVE'S BUG PRO | 10/31/22 | \$ 50.00 | Removal of Deceased Rodent | Micro | | |
| DAVE'S BUG PRO | 11/14/22 | \$ 50.00 | Rodent Service Charge | Micro | | |
| DAVE'S BUG PRO | 11/23/22 | \$ 60.00 | BI MONTHLY PEST CONTROL | Micro | | |
| DAVE'S BUG PRO | 11/28/22 | \$ 50.00 | Rodent Service Charge | Micro | | |
| DAVE'S BUG PRO | 1/25/23 | \$ 60.00 | BI MONTHLY PEST CONTROL | Micro | \$ 60.00 | \$ 720.00 |
| Dell Technologies | 3/21/22 | \$ 12,921.40 | 20 OptiPlex Computers | Small | | \$ 12,921.40 |
| Design Works | 3/8/22 | \$ 1,750.00 | IKEA Home Grant - Trophies Project 1 of 2 | Micro | | |
| Design Works | 3/31/22 | \$ 3,500.00 | IKEA Home Grant - Dew's Boots Project | Micro | | |
| Design Works | 3/31/22 | \$ 1,750.00 | IKEA HOME GRANT- Paleo Hunter 2 of 2 | Micro | | |
| Design Works | 4/18/22 | \$ 1,750.00 | IKEA Home Grant - Trophies Project 2 of 2 | Micro | | |
| Design Works | 4/18/22 | \$ 3,500.00 | IKEA Home Grant - Chicka D's Project | Micro | | |
| Design Works | 6/15/22 | \$ 1,750.00 | IKEA Home Grant - Petty Butane 1 of 2 | Micro | | |
| Design Works | 6/30/22 | \$ 1,750.00 | IKEA Home Grant - Bumblebee B 1 of 2 | Micro | | |
| Design Works | 10/17/22 | \$ 4,720.60 | IKEA Home Grant - Nocona, Petty, Bumble 2 of 2 | Micro | | \$ 20,470.60 |
| Diaz and Smith Inc. | 3/18/22 | \$ 29,120.00 | 2022 FISCAL MONITORING FOR EQUUS AND ROLLING PLAINS | Formal | | |
| Diaz and Smith Inc. | 4/29/22 | \$ 2,880.00 | Risk Assessment & Monitoring Plan | Formal | | \$ 32,000.00 |
| Dollar Tree | 10/7/22 | \$ 39.74 | Supplies for Transition Fair | Micro | | \$ 39.74 |
| Edgin, Parkman, Fleming & Fleming | 6/22/22 | \$ 975.00 | Preparation of IRS Form 990 | Micro | | \$ 975.00 |
| Empire Paper | 2/10/22 | \$ 195.60 | Hand soap for dispensers paper towels Board Office | Micro | | |
| Empire Paper | 7/28/22 | \$ 440.25 | Paper goods, hand soap for board office | Micro | | \$ 635.85 |
| Facebook | 2/28/22 | \$ 15.00 | Facebook Ads | Micro | | |
| Facebook | 4/29/22 | \$ 98.00 | Facebook Ads | Micro | | |
| Facebook | 7/28/22 | \$ 244.77 | Facebook Ads | Micro | | |
| Facebook | 8/28/22 | \$ 5.23 | Facebook Ads | Micro | | |
| Facebook | 9/17/22 | \$ 25.00 | Facebook Ads | Micro | | |
| Facebook | 10/17/22 | \$ 41.56 | Facebook Ads | Micro | | |
| Facebook | 2/28/23 | \$ 49.35 | Facebook Ads | Micro | \$ 49.35 | \$ 478.91 |
| Flipbook | 2/22/23 | \$ 80.89 | Flipbook Software | Micro | \$ 80.89 | \$ 80.89 |
| Gallion Consulting | 3/9/22 | \$ 9,287.60 | Safe Cabinet Contract Renewal 9/11/21-9/11/22 | Small | | |
| Gallion Consulting | 9/6/22 | \$ 10,963.50 | Safe Cabinet Contract Renewal 9/11/21-9/11/23 | Small | | \$ 20,251.10 |
| Gary Baker | 9/1/22 | \$ 1,160.50 | Cabinet Demo for reconstruction | Micro | | |
| Gary Baker | 9/8/22 | \$ 9,867.00 | Glass Doors for reconstruction | Small | | |
| Gary Baker | 10/20/22 | \$ 10,658.04 | PCO 7-9 | Small | | |
| Gary Baker | 11/30/22 | \$ 8,454.70 | CC Walls, Phone booth counter tops, etc | Small | | |
| Gary Baker | 1/10/23 | \$ 13,951.69 | VR Breakroom, Keying Cores, replacement outlets, switched & cover plates | Small | \$ 13,951.69 | |
| Gary Baker | 2/7/23 | \$ 11,568.80 | CC Breakroom, VR cubicle electrical | Small | \$ 11,568.80 | \$ 55,660.73 |
| GoTo Technologies | 8/15/22 | \$ 1,118.40 | GoTo Assist Remote support and Service Desk | Micro | | |
| GoTo Technologies | 11/17/22 | \$ 1,300.00 | Central - 25 Renewal | Micro | | \$ 2,418.40 |
| Great Big Canvan | 9/27/22 | \$ 2,189.84 | Pictures for Co-Location | Micro | | \$ 2,189.84 |
| Hoegger Communications | 8/30/22 | \$ 5,549.00 | Be Bold Website Package 2nd Half Installment 2 Of 2 | Micro | | \$ 5,549.00 |
| Horizon Data Software | 6/10/22 | \$ 985.60 | Reboot Restore RX BSA Project | Micro | | \$ 985.60 |
| Hudson Blueprint | 9/16/22 | \$ 1,931.00 | Hanging Signs for the BSA Project | Micro | | |
| Hudson Blueprint | 11/28/22 | \$ 1,232.00 | 3x6 Post and Panel for the Co-Location | Micro | | \$ 3,163.00 |
| Jason's Deli | 4/28/22 | \$ 235.25 | Board Meeting meals | Micro | | \$ 235.25 |
| McAlister's | 6/22/22 | \$ 416.91 | Board Meeting meals | Micro | | \$ 416.91 |
| McKinney BBQ | 8/19/22 | \$ 500.00 | Board Meeting meals | Micro | | \$ 500.00 |
| Microsoft | 2/28/22 | \$ 72.00 | Microsoft Subscription | Micro | | |
| Microsoft | 7/6/22 | \$ 3,564.00 | Office 365 Renewal | Micro | | |
| Microsoft | 2/7/23 | \$ 72.00 | Microsoft Subscription | Micro | | \$ 3,708.00 |
| NameCheap.com | 3/30/22 | \$ 14.16 | Renewal wfsntx.com | Micro | | |
| NameCheap.com | 7/17/22 | \$ 15.16 | Renewal wfsntx.com | Micro | | |
| NameCheap.com | 9/23/22 | \$ 14.76 | Renewal wfsntx.com | Micro | | \$ 44.08 |
| Network Solutions | 8/28/22 | \$ 58.98 | Domain Names | Micro | | \$ 58.98 |
| Richard Rogers | 3/2/22 | \$ 4,250.00 | Program Monitoring Services | Formal | | |
| Richard Rogers | 2/3/23 | \$ 5,100.00 | Program Monitoring Services | Formal | \$ 5,100.00 | \$ 9,350.00 |
| School Outfitters | 5/12/22 | \$ 655.63 | HI LO Adjustable Carrel Desk for Burkburnett BSA Project | Micro | | |
| School Outfitters | 5/12/22 | \$ 655.63 | HI LO Adjustable Carrel Desk for BSA Project Nocona | Micro | | |
| School Outfitters | 5/16/22 | \$ 1,077.89 | HI LO Adjustable Carrel Desk BSA Project Electra | Micro | | |
| School Outfitters | 5/18/22 | \$ 1,081.47 | HI LO Adjustable Carrel Desk for Saint Joe BSA Project | Micro | | |
| School Outfitters | 5/18/22 | \$ 1,081.47 | HI LO Adjustable Carrel Desk for Henrietta BSA Project | Micro | | |
| School Outfitters | 5/31/22 | \$ 707.35 | HI LO Adjustable Carrel Desk for Quanah BSA Project | Micro | | |
| School Outfitters | 5/31/22 | \$ 1,077.89 | HI LO Adjustable Carrel Desk for Olney BSA Project | Micro | | |
| School Outfitters | 6/1/22 | \$ 1,077.89 | HI LO Adjustable Carrel Desk for Paducah BSA Project | Micro | | |
| School Outfitters | 6/10/22 | \$ 1,077.89 | HI LO Adjustable Carrel Desk for Graham BSA Project | Micro | | |
| School Outfitters | 6/19/22 | \$ 1,077.89 | HI LO Adjustable Carrel Desk for Seymour BSA Project | Micro | | |
| School Outfitters | 6/19/22 | \$ 1,077.89 | HI LO Adjustable Carrel Desk for Jacksboro BSA Project | Micro | | |
| School Outfitters | 6/20/22 | \$ 1,077.89 | HI LO Adjustable Carrel Desk for Vernon BSA Project | Micro | | |
| School Outfitters | 6/20/22 | \$ 1,077.89 | HI LO Adjustable Carrel Desk for Holiday BSA Project | Micro | | \$ 12,804.67 |
| Solid Border Inc | 8/30/22 | \$ 952.00 | ESET ANTI Virus Protection for Computers | Micro | | \$ 952.00 |

Board Procurement List
2/1/2021 - 2/28/2023

| | | | | | | |
|--|------------|----------------------|---|-------|---------------------|----------------------|
| Southern Computer Warehouse | 7/18/22 | \$ 651.78 | 6 Privacy Filters BSA Project | Micro | | |
| Southern Computer Warehouse | 8/12/22 | \$ 4,678.86 | 6 Dell Laptops for Covid at home employees | Micro | | |
| Southern Computer Warehouse | 8/31/22 | \$ 8,348.87 | Unitrends Cloud Backup | Micro | | |
| Southern Computer Warehouse | 10/20/22 | \$ 596.94 | 2 TV wall Mounts for Galaxy | Micro | | |
| Southern Computer Warehouse | 10/28/22 | \$ 1,061.99 | Scanner for Child Care | Micro | | |
| Southern Computer Warehouse | 11/22/22 | \$ 1,875.32 | Viewsonic PC for Galaxy | Micro | | |
| Southern Computer Warehouse | 1/10/23 | \$ 8,121.26 | 2 Viewsonic TV Carts for Galaxy, 2 55" Monitors for the Galaxy | Micro | \$ 8,121.26 | |
| Southern Computer Warehouse | 1/19/23 | \$ 1,259.98 | Agency Fees | Micro | \$ 1,259.98 | |
| Southern Computer Warehouse | 2/1/23 | \$ 990.48 | FI-8170 Scanner for WF Center staff | Micro | \$ 990.48 | \$ 27,585.48 |
| Shutterstock | 5/30/22 | \$ 299.00 | Annual Subscription | Micro | | \$ 299.00 |
| TX CPA | 8/28/22 | \$ 75.00 | Renewal Cert Contract Developer and Manager | Micro | | \$ 75.00 |
| Techsoup | 5/31/22 | \$ 120.00 | Antivirus Software for computers BSA Project | Micro | | \$ 120.00 |
| United Market Street | 10/28/22 | \$ 497.11 | Board Meeting Meal | Micro | | \$ 497.11 |
| USPS | 6/3/22 | \$ 287.92 | Postage To Mail the Annual Reports | Micro | | |
| USPS | 10/8/22 | \$ 6.89 | Postage | Micro | | |
| USPS | 10/20/22 | \$ 3.84 | Postage | Micro | | \$ 298.65 |
| Visual Edge IT (Benchmark) | 4/25/22 | \$ 28.69 | Copier Monthly Maintenance | Micro | | |
| Visual Edge IT (Benchmark) | 5/23/22 | \$ 114.01 | Copier Monthly Maintenance | Micro | | |
| Visual Edge IT (Benchmark) | 6/23/22 | \$ 91.03 | Copier Monthly Maintenance | Micro | | |
| Visual Edge IT (Benchmark) | 7/24/22 | \$ 51.76 | Copier Monthly Maintenance | Micro | | |
| Visual Edge IT (Benchmark) | 8/25/22 | \$ 118.85 | Copier Monthly Maintenance | Micro | | |
| Visual Edge IT (Benchmark) | 9/22/22 | \$ 91.75 | Copier Monthly Maintenance | Micro | | |
| Visual Edge IT (Benchmark) | 10/24/22 | \$ 64.29 | Copier Monthly Maintenance | Micro | | |
| Visual Edge IT (Benchmark) | 11/26/2022 | \$ 144.17 | Copier Monthly Maintenance | Micro | | |
| Visual Edge IT (Benchmark) | 12/25/2022 | \$ 157.18 | Copier Monthly Maintenance | Micro | | |
| Visual Edge IT (Benchmark) | 1/23/23 | \$ 44.08 | Copier Monthly Maintenance | Micro | \$ 44.08 | |
| Visual Edge IT (Benchmark) | 2/21/23 | \$ 79.33 | Copier Monthly Maintenance | Micro | \$ 79.33 | \$ 985.14 |
| Walmart | 6/2/22 | \$ 32.04 | Envelopes and mailing labels | Micro | | |
| Walmart | 6/13/22 | \$ 69.19 | Plastic totes | Micro | | |
| Walmart | 1/14/23 | \$ 102.95 | Trashcans for VR | Micro | \$ 102.95 | \$ 204.18 |
| Warren Fonville PLLC | 2/11/22 | \$ 450.00 | Galaxy Lease | Micro | | |
| Warren Fonville PLLC | 3/1/22 | \$ 287.50 | Appeal Status and Galaxy Lease | Micro | | \$ 737.50 |
| Webfire | 6/29/22 | \$ 39,534.00 | Cyber Security CoManaged Monitoring Program for Network and Devices | Small | | |
| Webfire | 8/1/22 | \$ 1,758.00 | Merge w/ Webfire Install for Co-Location | Micro | | |
| Webfire | 8/9/22 | \$ 23,117.00 | Data Drops for Galaxy for Co-Location | Small | | |
| Webfire | 8/16/22 | \$ 32,847.00 | 8-48 Port PoE switch for server rack for Co-Location | Small | | \$ 97,256.00 |
| Welcome To Texoma | 8/1/22 | \$ 150.00 | 150 Welcome Baskets | Micro | | \$ 150.00 |
| Wilson's Office supply | 2/10/22 | \$ 123.92 | Paper Goods for Board Office | Micro | | |
| Wilson's Office supply | 4/11/22 | \$ 264.75 | Copy Paper for Board Office | Micro | | |
| Wilson's Office supply | 8/26/22 | \$ 3,114.00 | Office Chairs for staff at Board Office | Micro | | |
| Wilson's Office supply | 9/13/22 | \$ 596.00 | Guest Chairs at Board Office | Micro | | \$ 4,098.67 |
| WorkQuest (Amplify) | 2/9/23 | \$ 91.00 | Shredding Company | Micro | \$ 91.00 | \$ 91.00 |
| ZOOM | 3/29/22 | \$ 40.00 | Cloud Recording | Micro | | |
| ZOOM | 4/29/22 | \$ 789.50 | Standard Pro Annual | Micro | | |
| ZOOM | 5/29/22 | \$ 40.00 | Cloud Recording | Micro | | |
| ZOOM | 6/29/22 | \$ 40.00 | Cloud Recording | Micro | | |
| ZOOM | 7/29/22 | \$ 40.00 | Cloud Recording | Micro | | |
| ZOOM | 8/29/22 | \$ 40.00 | Cloud Recording | Micro | | |
| ZOOM | 9/29/22 | \$ 40.00 | Cloud Recording | Micro | | |
| ZOOM | 10/29/22 | \$ 40.00 | Cloud Recording | Micro | | |
| ZOOM | 11/29/22 | \$ 40.00 | Cloud Recording | Micro | | |
| ZOOM | 12/29/22 | \$ 40.00 | Cloud Recording | Micro | | |
| ZOOM | 1/29/23 | \$ 40.00 | Cloud Recording | Micro | \$ 40.00 | |
| ZOOM | 2/28/23 | \$ 40.00 | Cloud Recording | Micro | \$ 40.00 | \$ 1,229.50 |
| Total | | \$ 382,391.30 | | | \$ 41,499.81 | \$ 382,391.30 |
| DIR vendors on TX Comptrollers website | | | | | | |

Currently this list does not include most leases, travel, training cost, or telecommunications

Workforce Solutions North Texas
Grant Spending Report
Report date: As of 01/31/2023

| Acct Code | Grant Number | Workforce Program | Grant Period | Total Grant Award | Total Grant Expended | Balance Remaining | % Remaining |
|-----------|--------------|---|---------------------|-------------------|----------------------|-------------------|-------------|
| 33-878 | 3018VRS180 | Paid Work Experience | 04/01/19 - 09/30/23 | 225,000.00 | 45,320.09 | 179,679.91 | 80% |
| 33-880 | NT2020-1 | PATH | 01/01/20 - 03/31/23 | 90,000.00 | 56,594.91 | 33,405.09 | 37% |
| 33-898 | 3018VRS142 | Student Hire Ability Navigator | 09/01/20 - 08/31/23 | 226,000.00 | 165,128.53 | 60,871.47 | 27% |
| 33-913 | 0321WOA001 | WOA - Adult | 07/01/21 - 06/30/23 | 338,322.00 | 320,013.03 | 18,308.97 | 5% |
| 33-914 | 0321WOD001 | WOD - Dislocated Workers | 07/01/21 - 06/30/23 | 719,852.00 | 617,376.89 | 102,475.11 | 14% |
| 33-915 | 0321WOY001 | WOY - Youth | 07/01/21 - 06/30/23 | 322,902.00 | 315,200.07 | 7,701.93 | 2% |
| 33-1002 | 0322CCX001 | Service Industry Recovery SIR | 10/01/21 - 03/31/23 | 314,483.00 | 257,846.86 | 56,636.14 | 18% |
| 33-1005 | 0322WCI001 | Workforce Commission Incentives | 10/01/21 - 05/31/23 | 150,562.00 | 126,509.06 | 24,052.94 | 16% |
| 33-1006 | 0322CCQ001 | Child Care Quality | 10/01/21 - 03/31/23 | 623,877.00 | 599,904.36 | 23,972.64 | 4% |
| 33-1013 | 0322BSA001 | BSA - Board Service Awards | 01/01/22 - 12/31/23 | 200,000.00 | 100,018.56 | 99,981.44 | 50% |
| 33-1014 | 3022VRS028 | Summer Earn and Learn | 10/01/21 - 09/30/23 | 178,962.98 | 51,614.44 | 127,348.54 | 71% |
| 33-1015 | 0322WOA001 | WOA - Adult | 07/01/22 - 06/30/24 | 392,343.00 | 169,490.33 | 222,852.67 | 57% |
| 33-1016 | 0322WOD001 | WOD - Dislocated Workers | 07/01/22 - 06/30/24 | 777,480.00 | 17,396.62 | 760,083.38 | 98% |
| 33-1017 | 0322WOY001 | WOY - Youth | 07/01/22 - 06/30/24 | 376,370.00 | 14,875.07 | 361,494.93 | 96% |
| 33-1018 | 0322WOR001 | WIOA - Rapid Response | 07/01/22 - 06/30/23 | 20,258.00 | 3,708.78 | 16,549.22 | 82% |
| 33-1019 | 0323COL001 | Infrastructure Support Services - Ongoing | 09/01/22 - 10/31/23 | 149,099.76 | 56,532.69 | 92,567.07 | 62% |
| 33-1020 | 0323CCP001 | Protective Regulatory Services | 09/01/22 - 12/31/23 | 816,400.00 | 357,469.03 | 458,930.97 | 56% |
| 33-1021 | 0323CCF001 | Child Care - CCF | 10/01/22 - 12/31/23 | 7,217,245.00 | 1,051,049.99 | 6,166,195.01 | 85% |
| 33-1022 | 0323SNE001 | SNAP | 10/01/22 - 09/30/23 | 141,298.00 | 55,047.71 | 86,250.29 | 61% |
| 33-1023 | 0323TAF001 | Temporary Assistance to Needy Families | 10/01/22 - 10/31/23 | 936,138.00 | 257,987.71 | 678,150.29 | 72% |
| 33-1024 | 0323CCM001 | Child Care Local Match | 10/01/22 - 12/31/23 | 591,964.00 | 0.00 | 591,964.00 | 100% |
| 33-1025 | 0323WCI001 | Workforce Commission Incentives | 10/01/22 - 09/30/23 | 42,217.00 | 1,320.66 | 40,896.34 | 97% |
| 33-1026 | 0323CCQ001 | Child Care Quality | 10/01/22 - 10/31/23 | 873,784.00 | 21,029.16 | 700,288.90 | 80% |
| 33-1027 | 0323WPA001 | Wagner-Peyser Employment Service | 10/01/22 - 12/31/23 | 32,174.00 | 4,376.36 | 27,797.64 | 86% |
| 33-1028 | 0323REA001 | RESEA | 10/01/22 - 09/30/23 | 180,238.00 | 42,400.48 | 137,837.52 | 76% |
| 33-1029 | 0323TRA001 | Trade Adjustment Act | 10/01/22 - 12/31/23 | 47,275.00 | 0.00 | 47,275.00 | 100% |
| 33-1030 | 0323RAG001 | Resource Adm grant | 10/01/22 - 09/30/23 | 6,346.00 | 1,655.39 | 4,690.61 | 74% |
| 33-1031 | 0323WOO001 | WOO Additional funding | 10/01/22 - 09/30/23 | 63,450.00 | 10,593.52 | 52,856.48 | 83% |
| 33-1032 | 0322TVC001 | Texas Veteran's Commission | 10/01/22 - 09/30/23 | 19,866.00 | 5,871.09 | 13,994.91 | 70% |
| 33-1033 | 0323WOS001 | WOS- Military Family Support | 01/01/23 - 12/31/23 | 69,512.00 | 4,567.10 | 64,944.90 | 93% |
| 33-1034 | 0323BSA001 | BSA - Board Service Awards | 01/01/23 - 12/31/23 | 50,000.00 | 0.00 | 50,000.00 | 100% |
| 33-1035 | 0323BSA002 | BSA - Board Service Awards | 01/01/23 - 12/31/23 | 75,000.00 | 0.00 | 75,000.00 | 100% |

February 2023

| Fund | Archer | Baylor | Clay | Cottle | Foard | Hardeman | Jack | Montague | Wichita | Wilbarger | Young | Other | Total | Oct 2022- Feb 2023 |
|--------------|-----------|----------|-----------|----------|----------|-----------|----------|-----------|------------|-----------|-----------|------------|-------------|-----------------------|
| WIOA Youth | 0 | 0 | 1 | 0 | 0 | 0 | 0 | 0 | 4 | 1 | 1 | 1 | 8 | 12 |
| WIOA Adult | 0 | 1 | 2 | 0 | 0 | 1 | 0 | 1 | 29 | 2 | 0 | 6 | 42 | 57 |
| WIOA DW | 0 | 0 | 0 | 0 | 0 | 0 | 0 | 1 | 12 | 0 | 0 | 3 | 16 | 22 |
| ES | 5 | 1 | 11 | 2 | 1 | 3 | 1 | 12 | 224 | 26 | 11 | 36 | 333 | 1,461 |
| Vets | 1 | 0 | 1 | 0 | 0 | 0 | 0 | 0 | 24 | 0 | 0 | 7 | 33 | 113 |
| TAA | 0 | 0 | 0 | 0 | 0 | 0 | 0 | 0 | 6 | 0 | 0 | 0 | 6 | 6 |
| TANF/Choices | 0 | 0 | 0 | 0 | 0 | 0 | 0 | 0 | 13 | 2 | 1 | 3 | 19 | 54 |
| SNAP E&T | 0 | 0 | 1 | 1 | 0 | 0 | 0 | 1 | 2 | 1 | 0 | 4 | 10 | 38 |
| WIT ES | 16 | 3 | 20 | 4 | 2 | 8 | 7 | 39 | 504 | 66 | 31 | 182 | 882 | 2,603 |
| Total | 22 | 5 | 36 | 7 | 3 | 12 | 8 | 54 | 818 | 98 | 44 | 242 | 1349 | 4,366 |

WIT Entered Employment

44 Placements + 18 Went to work = **62 Total** Entered Employment for February 2023

| Employers Served | Total Services to Employers |
|------------------|-----------------------------|
| <u>187</u> | <u>678</u> |

Job Order Report - by County

Region/LWDB: North Texas WF Board
Active Date: 10/1/2022 to 2/28/2023 YTD

| County | State | Country | Total Job Orders | Total Job Openings | Total Job Referrals |
|----------------------------------|--------------|----------------|-------------------------|---------------------------|----------------------------|
| Archer County | TX | US | 19 | 75 | 8 |
| Baylor County | TX | US | 36 | 40 | 14 |
| Clay County | TX | US | 28 | 63 | 10 |
| Cottle County | TX | US | 9 | 10 | 0 |
| Foard County | TX | US | 7 | 7 | 0 |
| Hardeman County | TX | US | 50 | 68 | 1 |
| Jack County | TX | US | 60 | 79 | 34 |
| Montague County | TX | US | 37 | 41 | 33 |
| Wichita County | TX | US | 881 | 1,756 | 989 |
| Wilbarger County | TX | US | 247 | 728 | 92 |
| Young County | TX | US | 39 | 40 | 26 |
| County | State | Country | Total Job Orders | Total Job Openings | Total Job Referrals |
| Report Totals | | | 1,441 | 3,033 | 1,249 |



Event Results

- **North Texas State Hospital Hiring Event**, Jan 5, Workforce Solutions in Wichita Falls
 - 15 job seekers, 2 veterans
- **Wilbarger County Job Fair**, Jan 26, Wilbarger County Auditorium in Vernon
 - 13 employers, 31 job seekers
- **Signal 88**, Jan 30, Workforce Solutions in Wichita Falls, ended early due to weather
 - 2 job seekers
- **North Texas State Hospital Hiring Event**, Feb 9, All Hands Cultural Center
 - 10 job seekers
- **Numunu Staffing Casino Hiring Event**, Feb 16, Workforce Solutions in Wichita Falls
 - 9 job seekers
- **Montague County Job Fair**, Feb 17, North Central Texas College Bowie
 - 14 employers, 26 job seekers, 2 veterans
- **Foundation Auto Hiring Event**, Feb 21, Workforce Solutions in Wichita Falls
 - 3 job seekers, 1 veteran
- **United Supermarket (SW Pkwy) Hiring Event**, Feb 23-25, Colonial Church
 - 322 job seekers, 159 hires
- **North Texas State Hospital Hiring Event**, Feb 23, All Hands Cultural Center
 - 9 job seekers
- **Georgia Pacific Job Fair**, Feb 23, Three Rivers Ballroom Quanah
 - 5 employers, 24 job seekers
- **Texas Department of Criminal Justice Hiring Event**, Feb 28, Workforce Solutions in Wichita Falls
 - 5 job seekers
- **Sevita Hiring Event**, Mar 2, Workforce Solutions in Wichita Falls
 - 3 job seekers

WORKFORCE SOLUTIONS
NORTH TEXAS



Wilbarger County Job Fair





Georgia Pacific Rapid Response


2 Sessions, 60 Employees



WORKFORCE SOLUTIONS
NORTH TEXAS



Numunu Hiring Event



WORKFORCE SOLUTIONS
NORTH TEXAS



Crystal Eason (left) and Lauren VanStory (right) at Adulting Day at Boys and Girls Club in Vernon, TX



Christine Gerber (left) and Michael Cross (right) at their going-away celebration. We will miss you both!

Support Services

Hiring Event



MARCH 16, 2023

10 AM - 2 PM


Tealwood Place Apartments
 5300 Professional Drive
 Wichita Falls, TX 76302



NOW HIRING

- PNA
- Rehab Tech
- Support Services

Hosted by



A proud partner of the [americanjobcenter](#) network

ntxworksolutions.org



CONTACT US

940.322.1801, option 2



TEXAS
Health and Human Services

Workforce Solutions North Texas is an equal opportunity employer/program. Auxiliary aids and services are available upon request to individuals with disabilities. Relay Texas: (800)735-2989 (TDD) or (800)735-2988(Voice) or 711



2023 RING IN THE SPRING JOB FAIR



March 23

11 AM - 2 PM


Region 9 ESC
 301 Loop 11
 Wichita Falls, TX 76306



Hosted by



A proud partner of the [americanjobcenter](#) network





CONTACT US

940.322.1801, option 2
ntxworksolutions.org

Workforce Solutions North Texas is an equal opportunity employer/program. Auxiliary aids and services are available upon request to individuals with disabilities. Relay Texas: (800)735-2989 (TDD) or (800)735-2988(Voice) or 711



A proud partner of the [americanjobcenter](#) network



Mobile Workforce Unit

March Schedule

| Day | Dates | Times | Location |
|-----------|------------------|-------------------|---|
| Monday | 6, 13, 20, 27 | 9:00 AM – 3:00 PM | Seymour City RV Park |
| Tuesday | 7, 14, 21, 28 | 9:00 AM - noon | Jacksboro Chamber of Commerce |
| Tuesday | 7, 14, 21, 28 | 1:00 PM – 3:00 PM | Archer County Courthouse |
| Wednesday | 1, 8, 15, 22, 29 | 9:00 AM – 3:00 PM | Hardeman County Courthouse, Quanah, TX |
| Thursday | 2, 16 | 9:00AM – 3:00 PM | Cottle County Courthouse, Paducah, TX |
| Thursday | 9, 23 | 9:00 AM – 3:00 PM | Foard County Courthouse, Crowell, TX |

Unless otherwise noted, Workforce Orientation for CHOICES applicants will be at 11:00 AM.

We will be closed on the following days this month:

We will happy to assist you at the times & locations listed above. No planned closures for the month of March.

PLEASE ALSO NOTE: For your safety and ours, we will not travel to the designated location during **inclement weather**.



Mobile Unit

Ramona Clarkson, Coordinator
 (940) 249-8436
ramona.clarkson@ntkworksolutions.org

Bowie Workforce Center
 (940) 872-2424

Graham Workforce Center
 (940) 548-8383

Vernon Workforce Center
 (940) 552-5211

Wichita Falls Workforce Center
 (940) 322-1801

Success Story

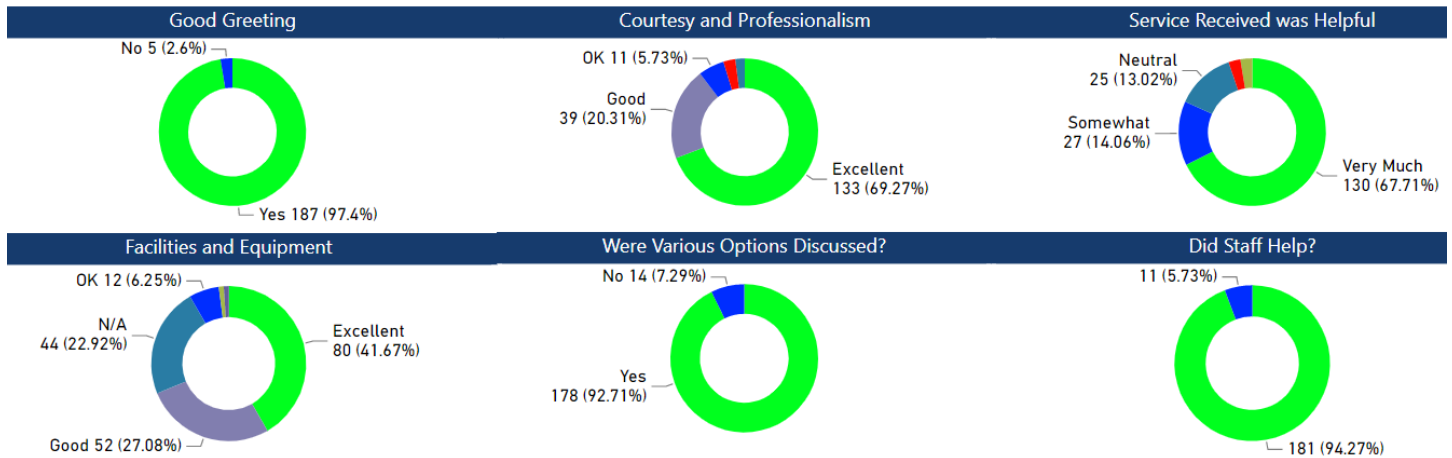
Lawson came to Workforce Solutions through the SNAP program. He was looking for employment beyond food service and wanted to find something that he would develop into a career. Maria Duran, Workforce Specialist, helped him in the resource room and referred him to Crystal Collins, Business Services Consultant, who works directly with employers. He was given a paper application for Tower Extrusions and immediately turned in his application after leaving the workforce center. He began working five days later at Tower Extrusions. Janet Leigh, SNAP Case Manager, was able to provide supportive services such as work clothes and transportation.

He came back in person to tell us thank you and the smile on his face says it all!



“Every time I come here something great always happens. It started years ago when I took Ginger’s resume class. I got up early and came to the office. It will always work out if you use the programs and take advantage of the services here. Thank y’all so much. God bless you all.”

88.45% Positive YTD Survey Results



“As the TWC / Work In Texas site has so many resources, I found this seminar VERY helpful in showing me what I NEED to utilize. No suggestions on improving anything as it was configured and presented beautifully.”

“It was good. **Sandi** was professional, spoke clearly and very helpful.”

“Staff consistently helpful in gaining insight to various processes related to finding employment. Friendly and positive in demeanor.”

“Everything was great, and the staff is welcoming and very helpful.”

“**Janet Leigh** is very professional. She provides thorough information and stays connected. She lets me know she is willing to assist in my job search any way she can! Best case worker I have ever experienced!”

“Great orientation to answer the basic questions related to WIOA program.”

“Staff was friendly and was very helpful in explaining how the processes should operate.”

Program Updates

We have added to our team.

Sydney Palmer is our new Client Services Specialist.



“My name is Sydney Palmer, and I am originally from Olney, TX. I have lived in Wichita Falls for 11 years now after I moved back from Weatherford, TX to attend junior college.

When I am not working, I love to spend time with my family and friends whether we are traveling or at home. I love food, music and my dog, Rome.”

Allyson Harlost is our new TRS Provider Services Specialist.



I would like to introduce our newest addition to the Provider Services Team, Allyson Harlost. Ally is currently working on becoming certified as a TRS Mentor/Assessor. She has her undergrad degree in Children and Society. Ally’s classroom experience comes from a mixture of teaching and classroom assistance ages 2-17 years old with and without developmental delays as an instructor and RBT (Registered Behavior Technician).

Provider Services Update

Miracles Form Above (Licensed Child Care Home) is in the mentoring process to becoming TRS.

Solid Rock Tiny Tots (Licensed Child Care Center) is now a contracted provider and will begin the TRS initial entry process.

Resource room is now open by appointments.

Waiting List Information

- As of March 20, 2023, there are 135 families and **259 children waiting** (2 are out of area) for child care services.
- The estimated wait time for child care services is currently **0-2 months**.
- As of March 3, 2023 we have outreached 72 of those on the list and have 75 families on current waitlist left to outreach.

| | Archer | Baylor | Clay | Cottle | Foard | Hardeman | Jack | Montague | Wichita | Wilbarger | Young | Total |
|-----------------------------|--------|--------|------|--------|-------|----------|------|----------|---------|-----------|-------|------------|
| Children on Waitlist | 3 | 0 | 9 | 0 | 2 | 12 | 12 | 7 | 194 | 6 | 14 | 259 |

Performance and Enrollment Numbers

As of the end of February 2023:

- Total Children in Care= 1376
- Total New Referrals = 36 Families 48 Children

We are currently in open enrollment and are outreaching about 40 clients each week.

Provider Services

Contracted Child Care Providers (updated 03/03/2023)

| County | LCCC Licensed Child Care Centers | | LCCH Licensed Child Care Homes | | RCCH Registered Child Care Homes | | Totals |
|---------------|-------------------------------------|-----------|-----------------------------------|----------|-------------------------------------|----------|-----------|
| | TRS | Non-TRS | TRS | Non-TRS | TRS | Non-TRS | |
| Archer | | 1 | 1 | | | | 2 |
| Baylor | | 1 | | | | | 1 |
| Clay | | 1 | | 1 | | | 2 |
| Cottle | 1 | | | | | | 1 |
| Foard | 1 | | | | | | 1 |
| Hardeman | 1 | 1 | | | | | 2 |
| Jack | 2 | 1 | | | | | 3 |
| Montague | 1 | 2 | | | | | 3 |
| Wichita | 22 | 19 | 3 | 5 | | 3 | 52 |
| Wilbarger | 1 | 4 | 1 | 1 | | | 7 |
| Young | 2 | 3 | | | | | 5 |
| Totals | 31 | 33 | 5 | 7 | 0 | 3 | 79 |

45.57% of contracted child care centers are Texas Rising Star accredited

Success Stories

“This is my 30th year doing childcare!


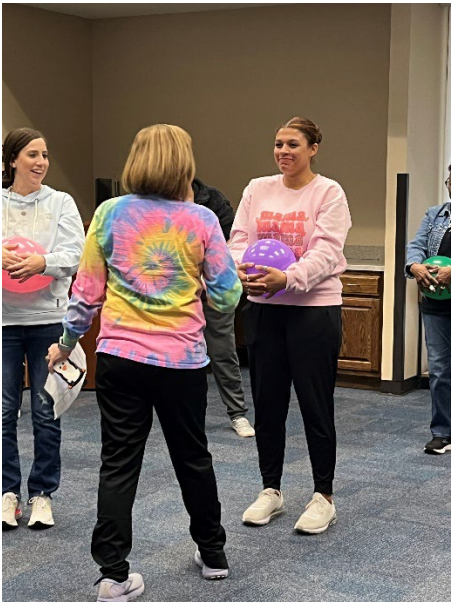
I have been with Workforce Solutions since 2006. I received my CDA in 2016. And Workforce has been life changing. I received the FrogStreet curriculum in 2017. I would have never been able to purchase that on my own. I am so Blessed and stay at full capacity.

Texas Rising Star helped me to light my spark back! I get so many compliments about "Miss Lynn's Kids" when they start school. The parents are so grateful that their child is "school ready". Having a mentor and the "tools" needed to be successful have been a huge Blessing. “

~ Mrs. Lynn, Director of Lynn's Play Station (LCCH – 4 star TRS)



Region 9 – Connections February 25, 2023



WORKFORCE SOLUTIONS

NORTH TEXAS

A proud partner of the americanjobcenter® network

Layoffs, Closures, and Rapid Response Services - 2022 FINAL

****Please Note: This report contains estimates in lieu of real data when unavailable.****

| Effective Date | Month Reported | Layoff/Closure | Trade Affected? | Business Name | County | RR Services Offered to Employer* | On-Site RR Provided to Employees | On-Site RR Date | # Employees Receiving RR Services | # Employees Impacted by Layoff (Estimate) |
|--|----------------|----------------|-----------------|-------------------------------|---------|----------------------------------|----------------------------------|-----------------|-----------------------------------|---|
| 3/8/2022 | Mar | Closure | N | Church's Chicken | Wichita | Y | N | none | 0 | 8 |
| 3/31/2022 | Mar | Closure | N | China Star | Wichita | Y | N | none | 0 | 10 |
| 4/28/2022 | Apr | Layoff | N | Community Healthcare Center | Wichita | attempted | N | none | 0 | 6 |
| 6/1/2022 | May | Layoff | N | WFISD | Wichita | Y | N | none | 0 | unknown |
| 5/25/2022 | May | Closure | N | Schwan's Delivery Depot | Wichita | attempted | N | none | 0 | 8 |
| 8/12/2022 | Jun | Closure | N | Dillard's | Wichita | Y | N | none | 0 | 80 |
| 7/31/2022 | Jul | Closure | N | La Michoacana Meat Market | Wichita | attempted | N | none | 0 | 22 |
| 7/27/2022 | Jul | Closure | N | Pho Corner | Wichita | closed | N | none | 0 | 5 |
| 7/28/2022 | Jul | Closure | N | Iowa Park Leader | Wichita | closed | N | none | 0 | 2 |
| 8/1/2022 | Aug | Closure | N | Windthorst Sausage | Archer | closed | N | none | 0 | 2 |
| 7/13/2022 | Aug | Closure | N | Fiesta Mariachi | Wichita | closed | N | none | 0 | 15 |
| 8/29/2022 | Aug | Closure | N | Eskimo Hut - SW Pkwy location | Wichita | attempted | N | none | 0 | 10 |
| 5/28/2022 | Aug | Closure | N | Thad and Paisley's | Archer | closed | N | none | 0 | 8 |
| 5/23/2022 | Sept | Closure | N | Jordan Craft BBQ | Wichita | closed | N | none | 0 | 8 |
| early Dec | Sept | Closure | N | Bed Bath & Beyond | Wichita | Y | N | none | 0 | 20 |
| 10/10/2022 | Oct | Closure | N | Rodriguez Tortilla | Wichita | closed | N | none | 0 | 8 |
| unknown | Oct | Closure | N | Whiskeyta | Wichita | closed | N | none | 0 | 8 |
| 12/3/2022 | Dec | Closure | N | Menchie's Frozen Yogurt | Wichita | closed | N | none | 0 | 8 |
| 12/16/2022 | Dec | Closure | N | High Dive Wichita Falls | Wichita | closed | N | none | 0 | 10 |
| Total Employees Receiving On-Site Rapid Response Services in 2022 | | | | | | | | | 0 | |
| Total Employees Impacted by a Layoff / Closure in 2022 | | | | | | | | | 238 | |

as of 12/31/2022

* Status of rapid response services offered to employer:
 Y = connection with management made, but declined or closed without further contact
 closed = already closed when reported, contacted attempted but no connection made
 attempted = still open, and contact attempted but no connection made

Layoffs, Closures, and Rapid Response Services - 2023 YTD

****Please Note: This report contains estimates in lieu of real data when unavailable.****

| Effective Date | Month Reported | Layoff/Closure | Trade Affected? | Business Name | County | RR Services Offered to Employer* | On-Site RR Provided to Employees | On-Site RR Date | # Employees Receiving RR Services | # Employees Impacted by Layoff (Estimate) |
|--|----------------|----------------|-----------------|------------------------------|----------|----------------------------------|----------------------------------|-----------------|-----------------------------------|---|
| 2/19/2023 | Feb | Layoff | N | Owens-Corning | Wichita | Y | N-attempted | none | 0 | 10 |
| 2/28/2023 | Feb | Closure | N | Georgia-Pacific Gypsum LLC | Hardeman | Y | Y | 3/1/2023 | 60 | 160 |
| 3/9/2023 | Feb | Closure | N | Texas Recreation Corporation | Wichita | Y | N-declined | none | 0 | 65 |
| 3/10/2023 | Feb | Closure | N | Dirt Cheap | Wichita | Y | N-declined | none | 0 | 2 |
| 3/31/2023 | Feb | Closure | N | Tuesday Morning | Wichita | Y | N-declined | none | 0 | 7 |
| Total Employees Receiving On-Site Rapid Response Services in 2022 | | | | | | | | | 60 | |
| Total Employees Impacted by a Layoff / Closure in 2022 | | | | | | | | | 244 | |

as of 03/20/2023

NOTE: The data herein provides a running total of the estimated number of employees affected by business layoffs and closures in the 11 counties Workforce Solutions North Texas (WSNT) serves. Employment estimates are provided to WSNT by staff, customers, media, past FTE data reports, or the company itself when available. Contact with the employer is attempted to ensure accuracy, however supplemental data is used in the absence of employer report. As such, this data should not be used as a comprehensive accounting of all layoffs and closures nor the total number of employees impacted.

RAPID RESPONSE (RR): is an on-site, early intervention program that provides transition and reemployment services to affected workers. The goal of RR services is to help affected workers transition to new employment as quickly as possible and preferably before they become eligible to receive unemployment benefits. Services for workers include (but are not limited to): Job search assistance, labor market information, group seminars, information, and support for filing unemployment claims for benefits, information about Trade Adjustment Assistance (when applicable), information about WIOA training programs, and group orientation on WSNT office location resources and services.

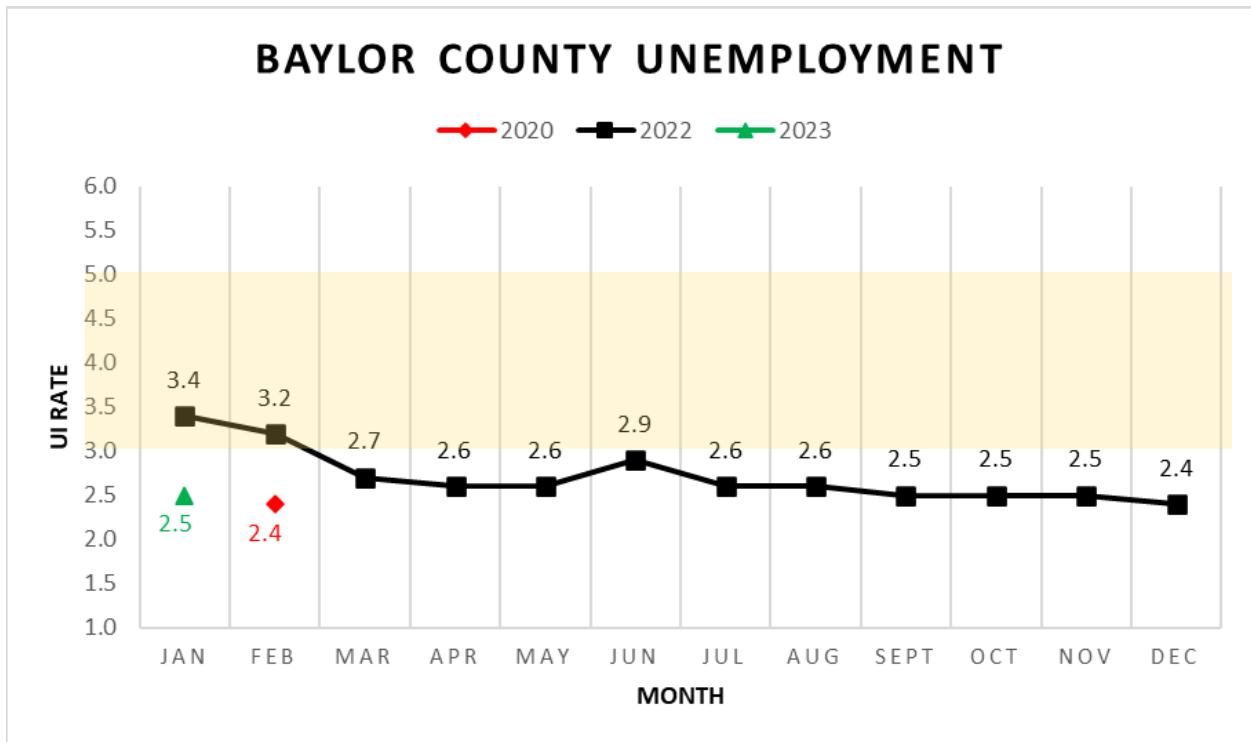
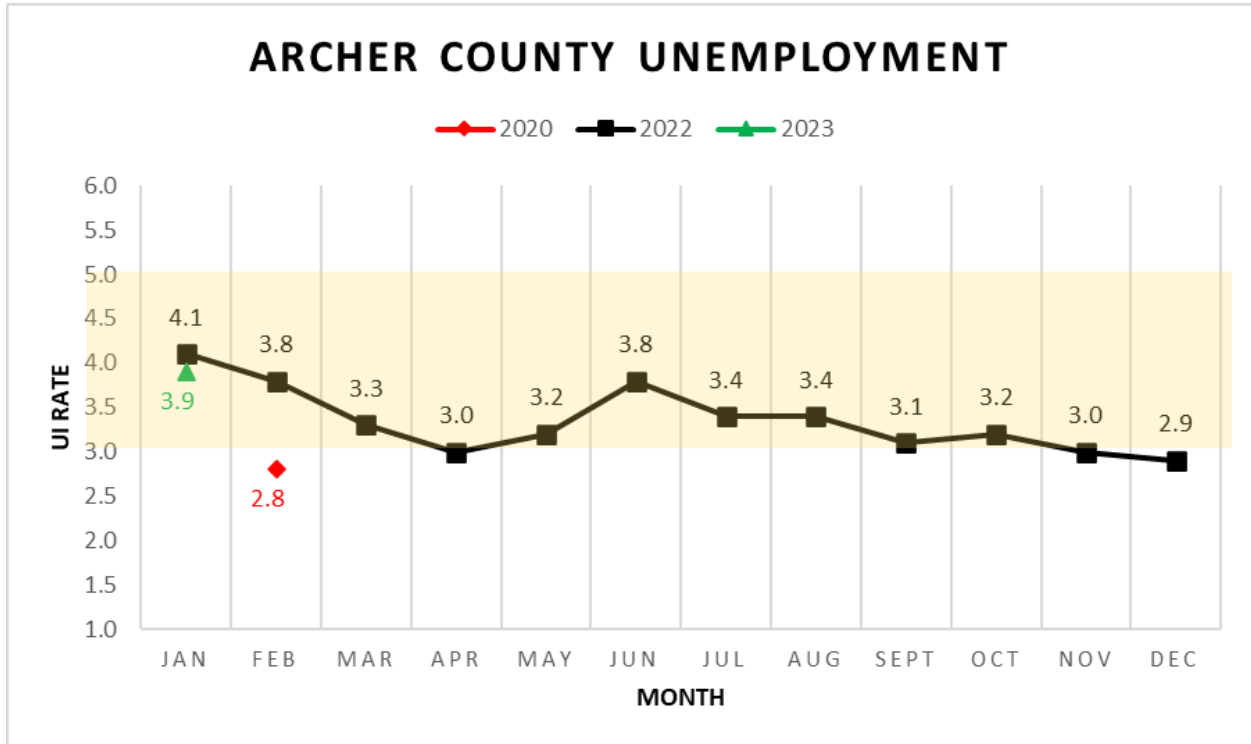
Workforce Solutions North Texas is an equal opportunity employer/program.
 Auxiliary aids services available upon request to individuals with disabilities. Relay Texas: (800)735-2989 (TDD) or (800)735-2988(Voice) or 711



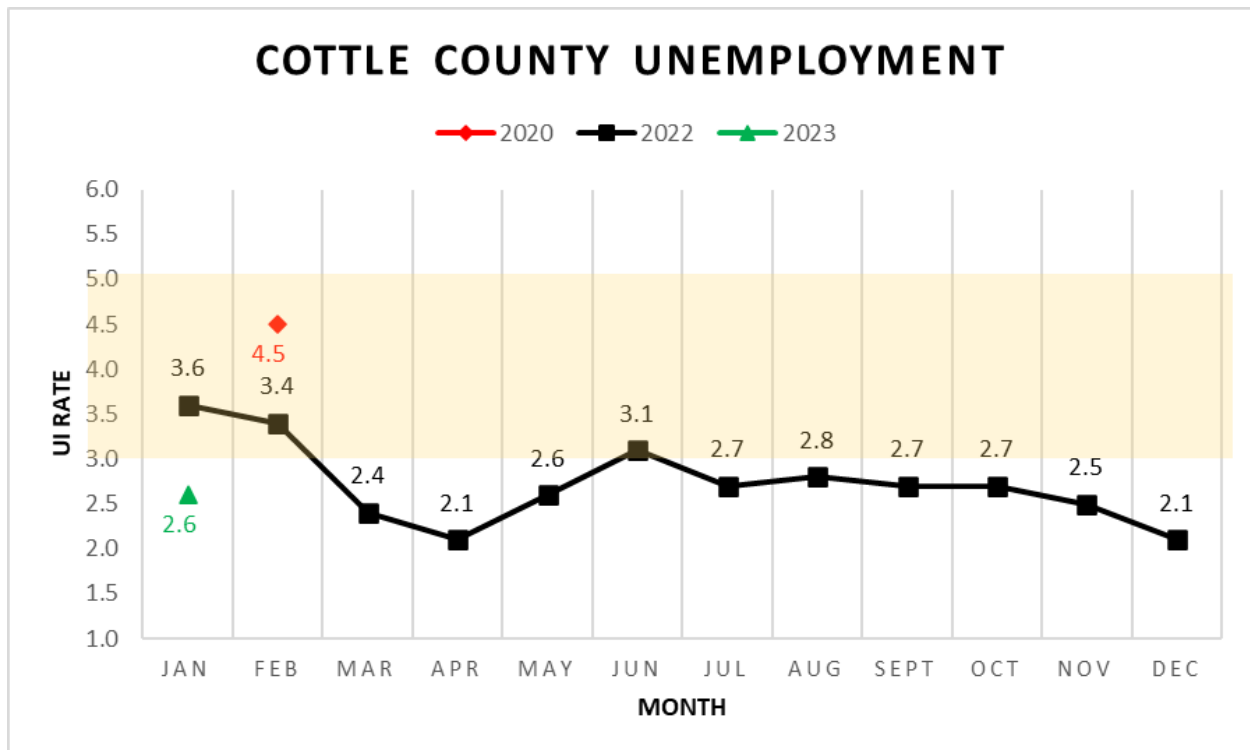
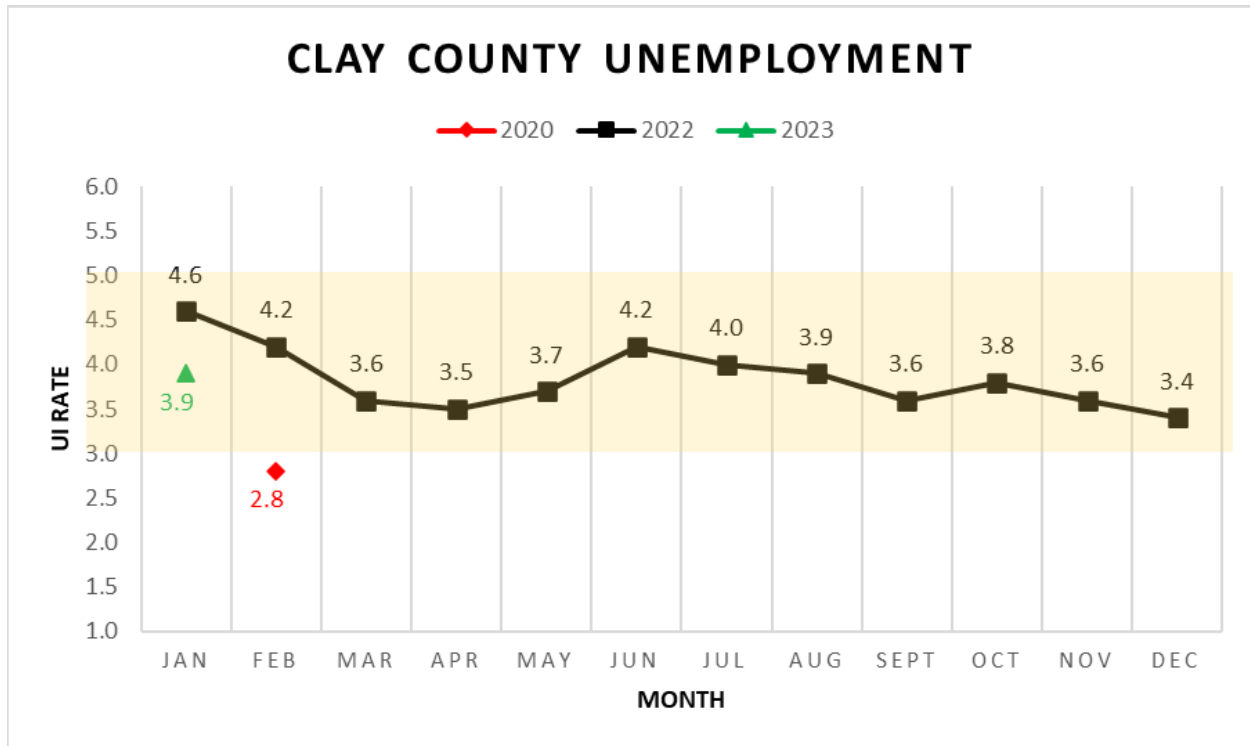
2022 FINAL Unemployment by County

NORTH TEXAS WORKFORCE DEVELOPMENT AREA

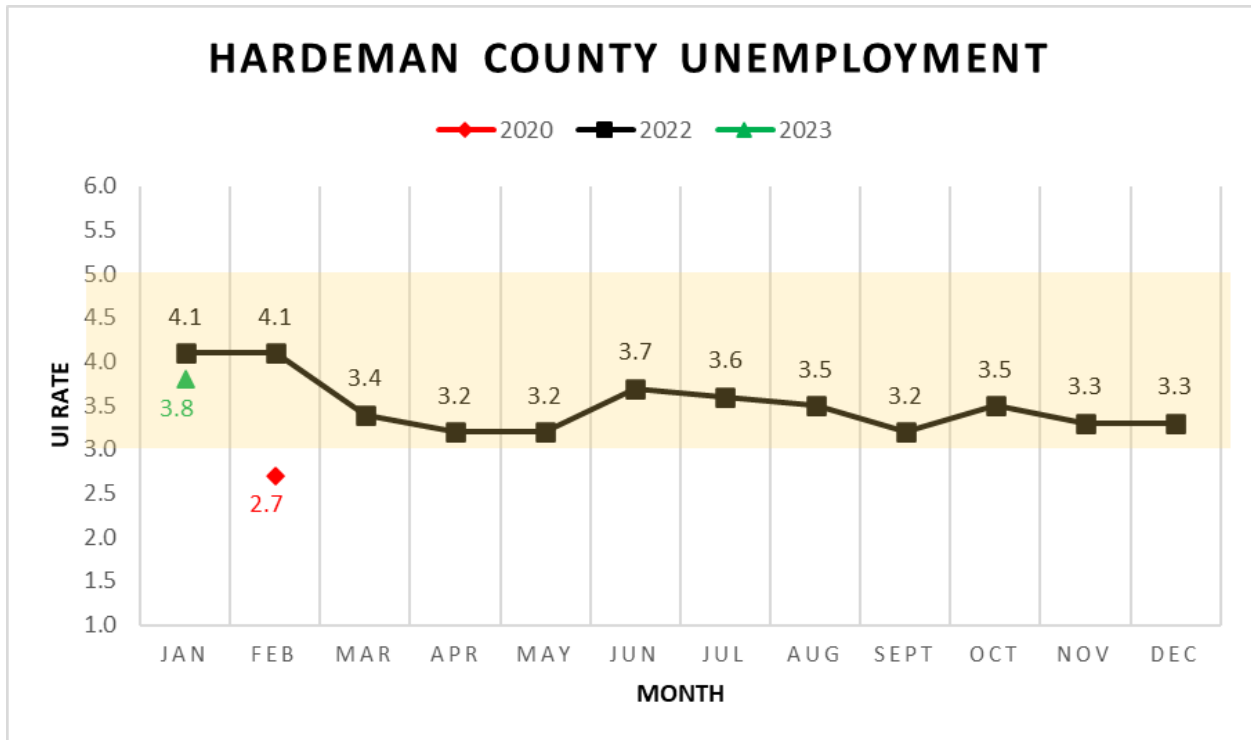
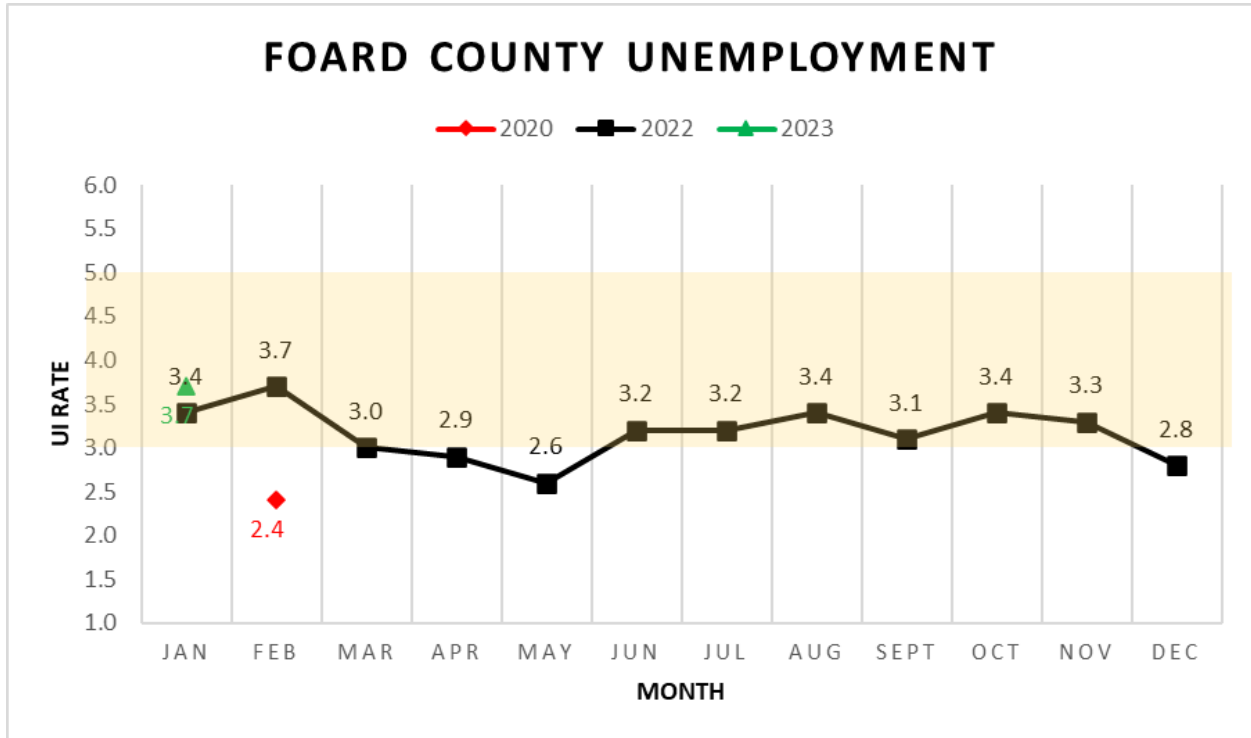
A proud partner of the  **americanjobcenter**® network

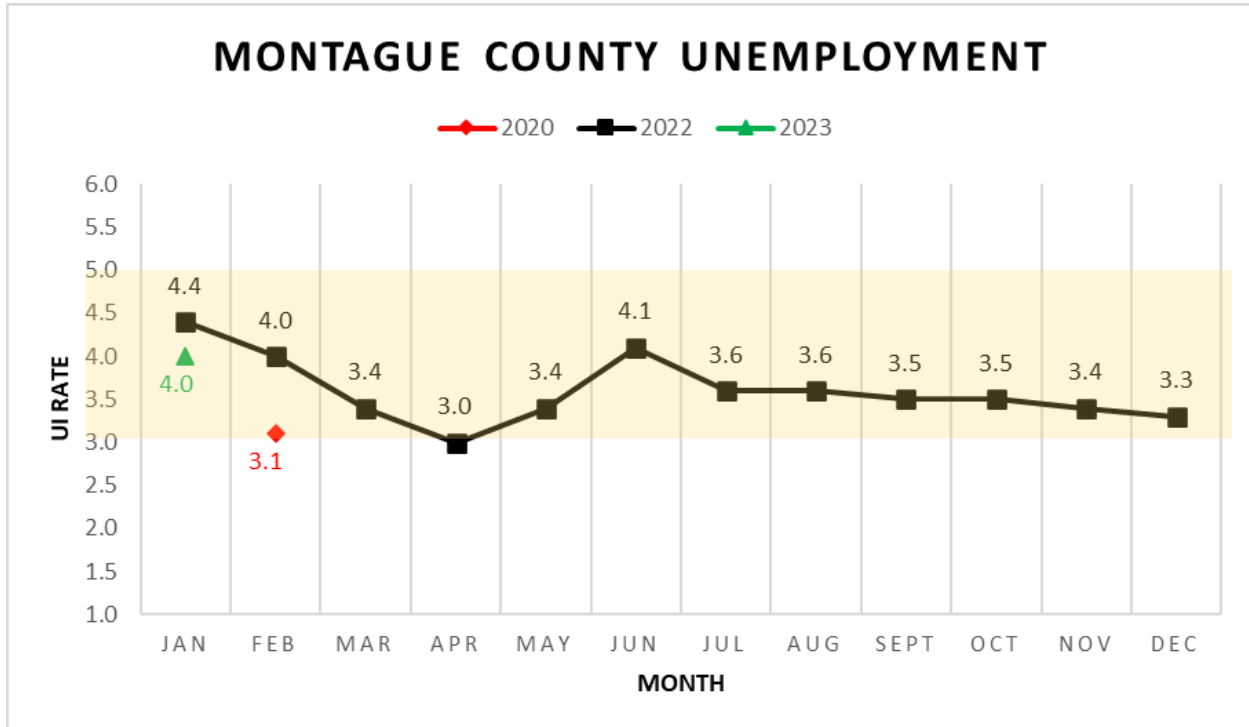
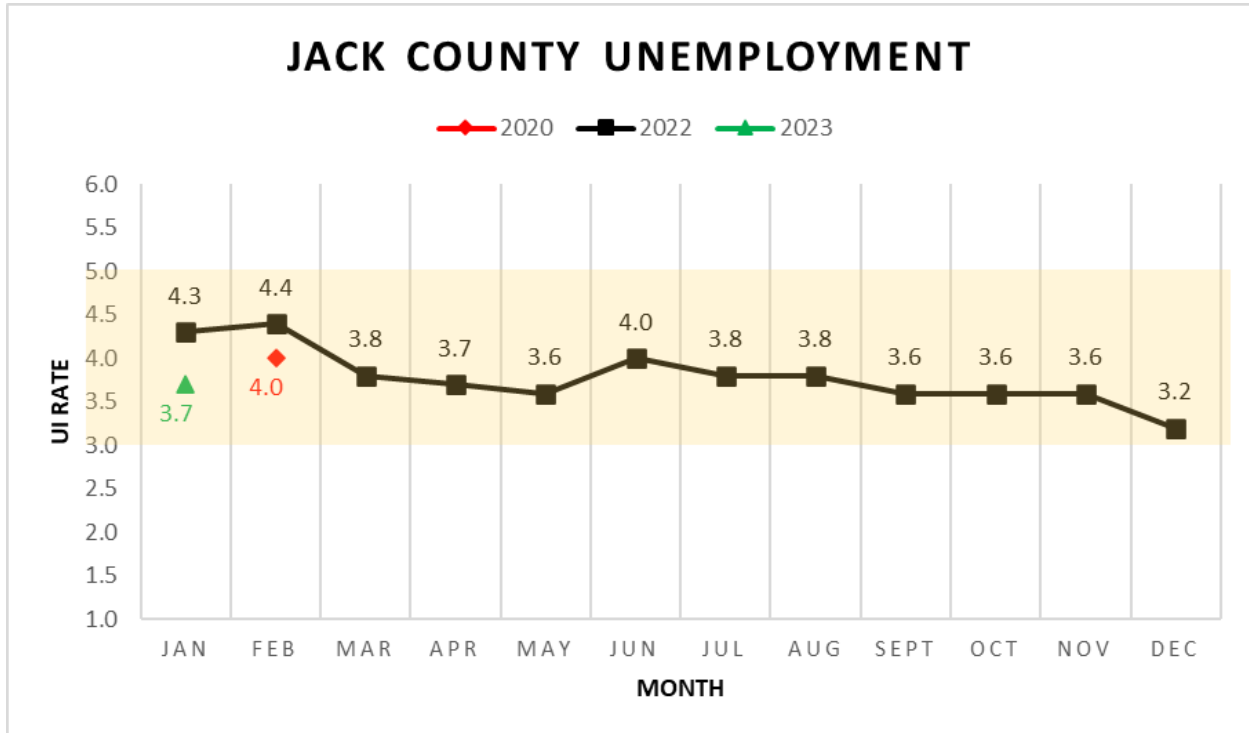


Workforce Solutions North Texas is an equal opportunity employer/program. Auxiliary aids and services are available upon request to individuals with disabilities. Relay Texas: (800)735-2989 (TDD) or (800)735-2988(Voice) or 711

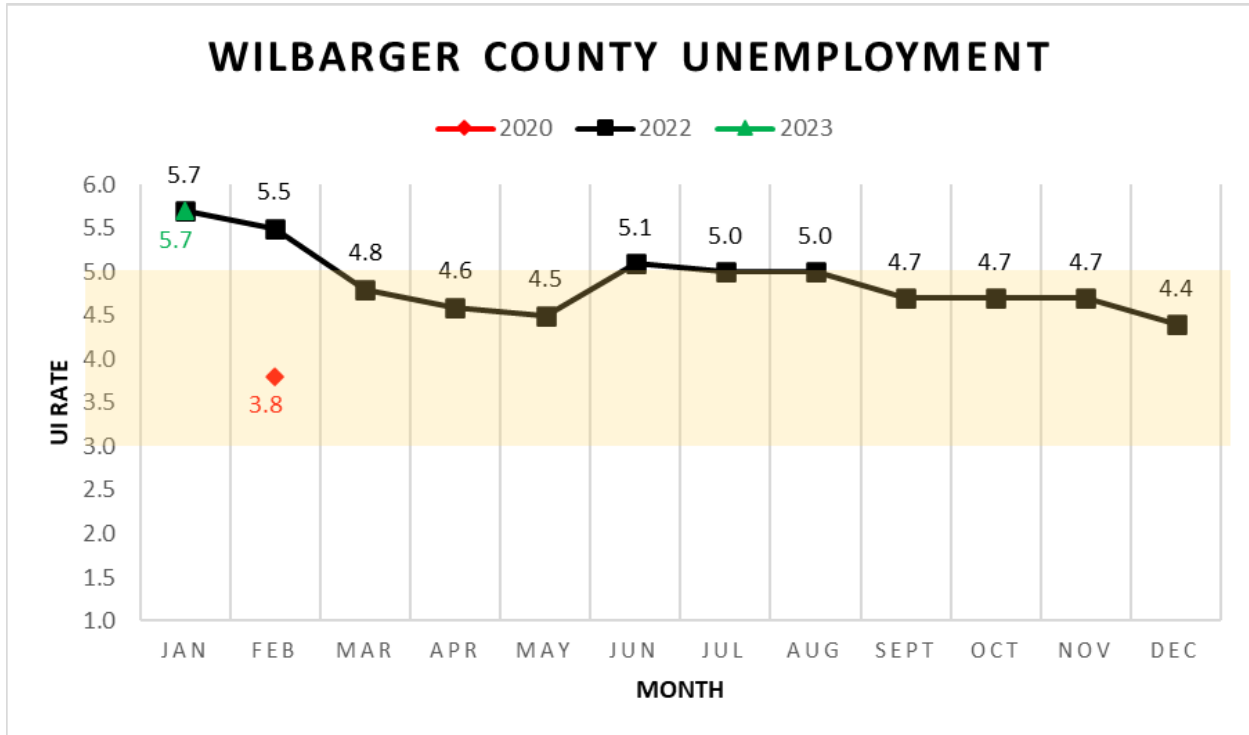
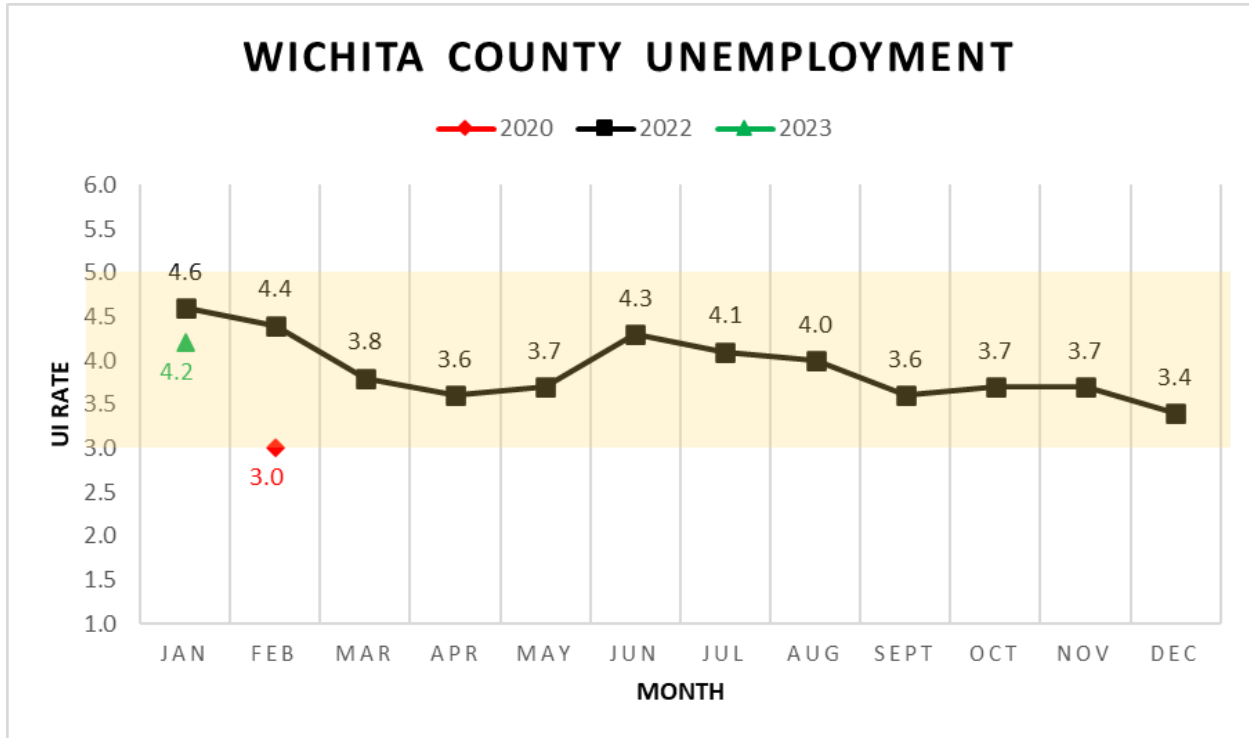


Workforce Solutions North Texas is an equal opportunity employer/program. Auxiliary aids and services are available upon request to individuals with disabilities. Relay Texas: (800)735-2989 (TDD) or (800)735-2988(Voice) or 711

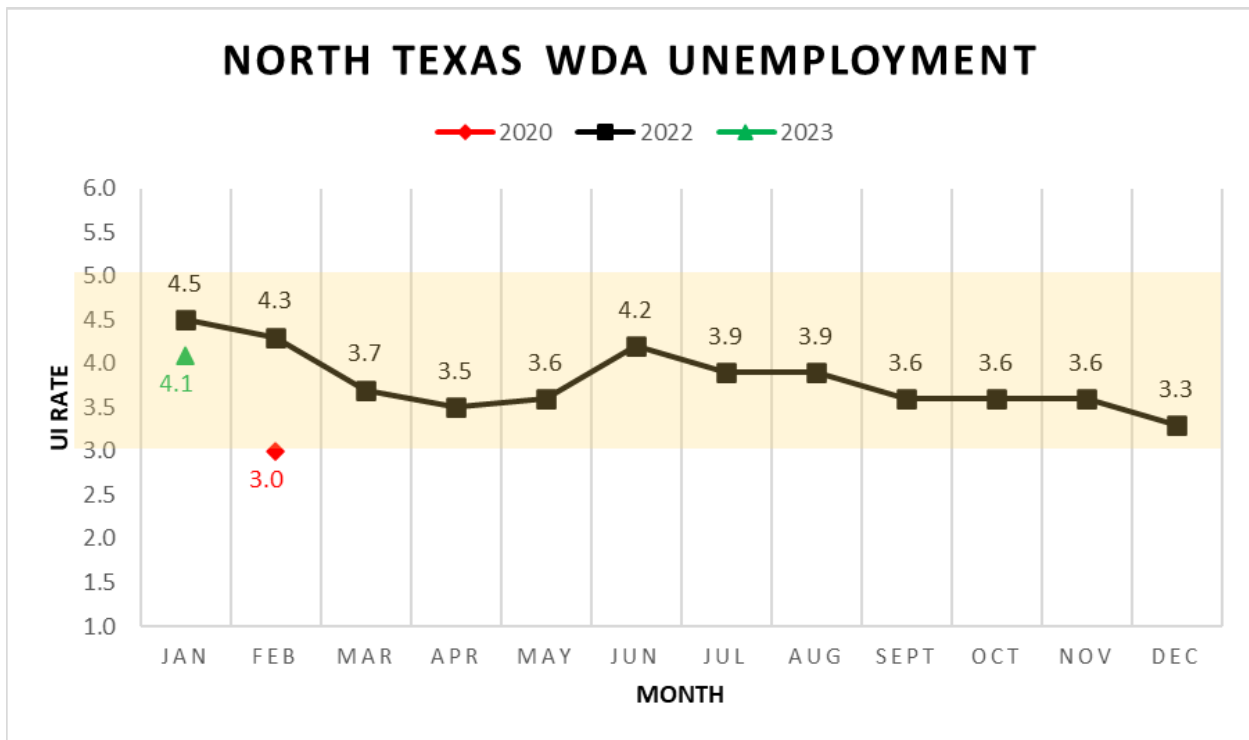
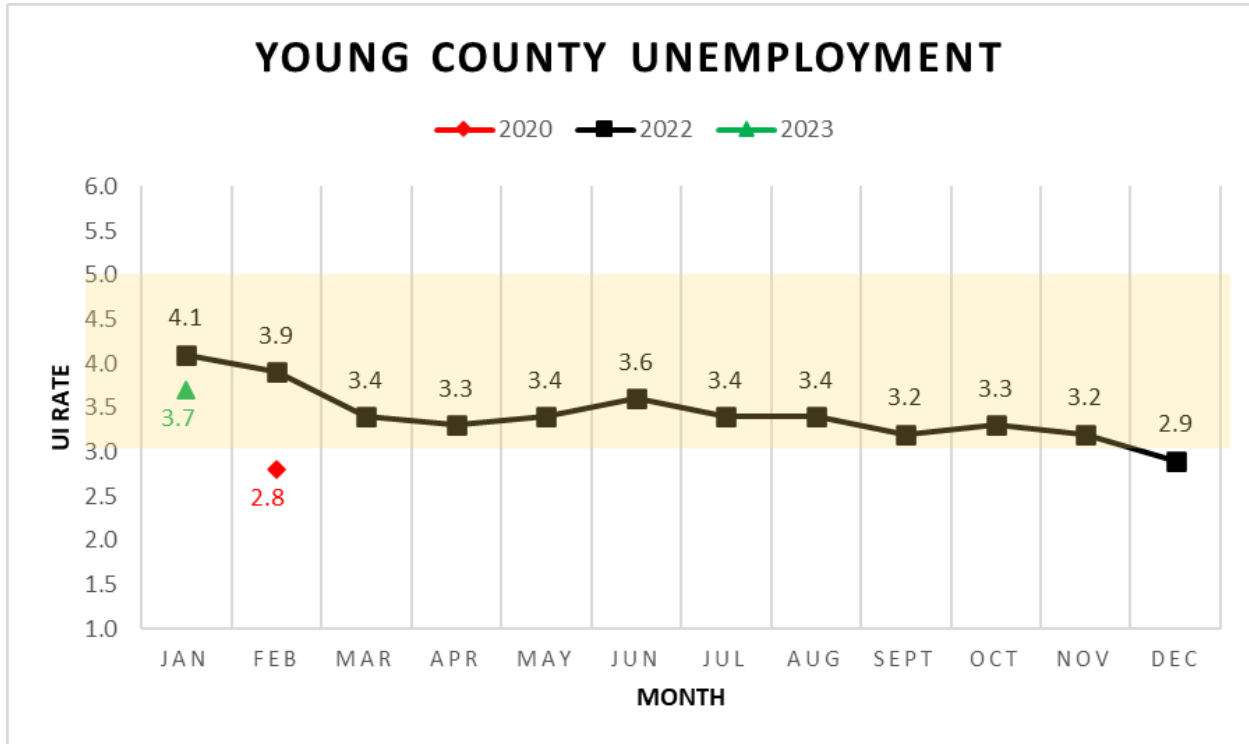




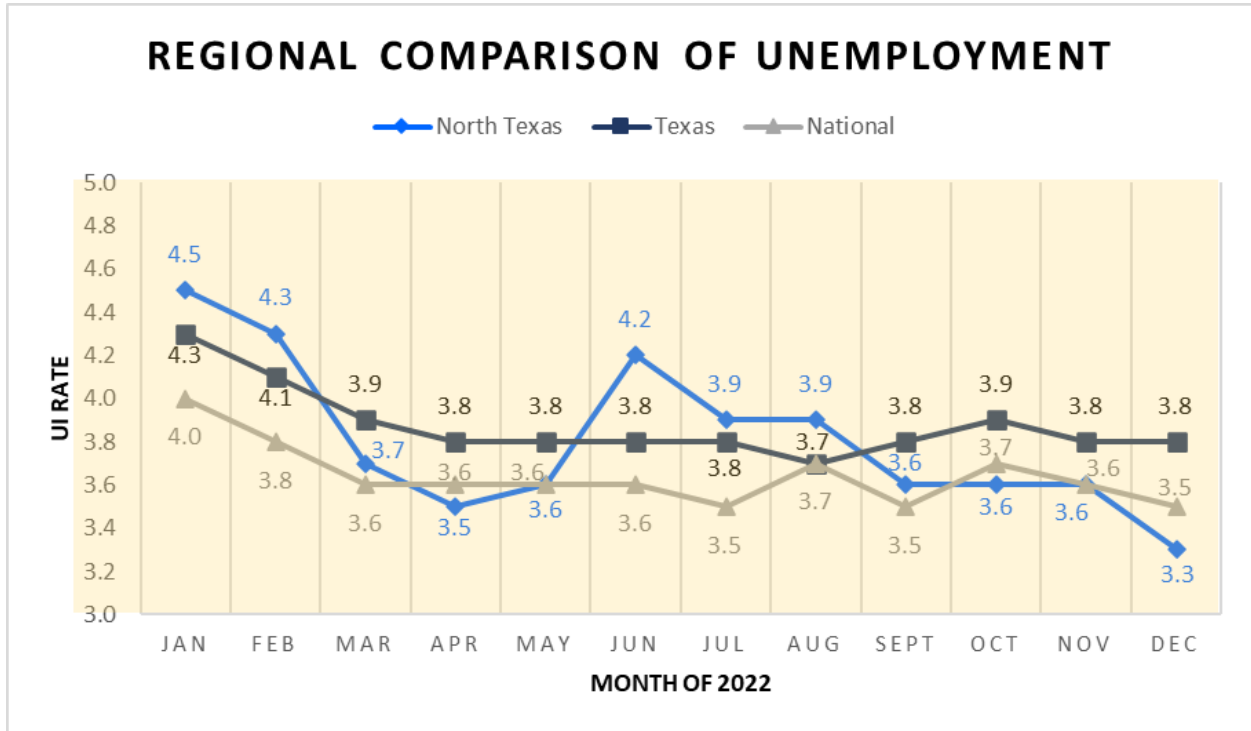
Workforce Solutions North Texas is an equal opportunity employer/program. Auxiliary aids and services are available upon request to individuals with disabilities. Relay Texas: (800)735-2989 (TDD) or (800)735-2988(Voice) or 711



Workforce Solutions North Texas is an equal opportunity employer/program. Auxiliary aids and services are available upon request to individuals with disabilities. Relay Texas: (800)735-2989 (TDD) or (800)735-2988(Voice) or 711



Workforce Solutions North Texas is an equal opportunity employer/program. Auxiliary aids and services are available upon request to individuals with disabilities. Relay Texas: (800)735-2989 (TDD) or (800)735-2988(Voice) or 711



Workforce Solutions North Texas is an equal opportunity employer/program. Auxiliary aids and services are available upon request to individuals with disabilities. Relay Texas: (800)735-2989 (TDD) or (800)735-2988(Voice) or 711

Glossary of Terms

Civilian Noninstitutional Population: Persons 16 years of age and older residing in the 50 states and the District of Columbia, who are not inmates of institutions (e.g., penal and mental facilities, homes for the aged), and who are not on active duty in the Armed Forces.

Civilian Labor Force (CLF): All persons in the civilian noninstitutional population classified as either employed or unemployed.

Employed persons: All persons who, during the reference week (week including the twelfth day of the month), (a) did any work as paid employees, worked in their own business or profession or on their own farm, or worked 15 hours or more as unpaid workers in an enterprise operated by a member of their family, or (b) were not working but who had jobs from which they were temporarily absent. Each employed person is counted only once, even if he or she holds more than one job.

Unemployed persons: All persons who had no employment during the reference week, were available for work, except for temporary illness, and had made specific efforts to find employment some time during the 4 week-period ending with the reference week. Persons who were waiting to be recalled to a job from which they had been laid off need not have been looking for work to be classified as unemployed.

Unemployment Rate: The ratio of unemployed to the civilian labor force expressed as a percent [i.e., 100 times (unemployed/labor force)].

Source: dol.gov

“A healthy economy maintains an unemployment rate that hovers between 3% and 5%.”

According to Business Insider article, “The unemployment rate: A key health indicator for a country's economy” (<https://www.businessinsider.com/personal-finance/unemployment-rate>).